

***TM 1-1520-238-23P-1**

TECHNICAL MANUAL

**AVIATION UNIT AND INTERMEDIATE MAINTENANCE
REPAIR PARTS AND SPECIAL TOOLS LIST**

FOR

**HELICOPTER, ATTACK,
AH-64A APACHE
(NSN 1520-01-106-9519)**

DISTRIBUTION STATEMENT A: Approved for public release; distribution is unlimited.

*This manual together with TM 1-1520-238-23P-2, TM 1-1520-238-23P-3, TM 1-1520-238-23P-4, and TM 1-1520-238-23P-5, supersedes TM 55-1520-238-23P-1, TM 55-1520-238-23P-2, TM 55-1520-238-23P-3, TM 55-1520-238-23P-4 and TM 55-1520-238-23P-5, dated 24 October 1994, including all changes.

**HEADQUARTERS, DEPARTMENT OF THE ARMY
28 May 1996**

CHANGE }
NO. 7 }

HEADQUARTERS
DEPARTMENT OF THE ARMY
WASHINGTON, D.C., 23 APRIL 2004

Aviation Unit and Intermediate Maintenance
Repair Parts and Special Tools List
For
HELICOPTER, ATTACK, AH-64A APACHE
(NSN 1520-01-106-9519)

DISTRIBUTION STATEMENT A: Approved for public release; distribution is unlimited.

TM 1-1520-238-23P-1, 28 May 1996, is changed as follows:

1. Remove and insert pages as indicated below. New or changed text material is indicated by a vertical bar in the margin. An illustration change is indicated by a pointing hand.

Remove pages

A through I/(J Blank)
i through xxiii/(xxiv Blank)
74-1 through 76-2
Blank/Fig. 96 through 101-2
104-1 and 104-2
108-1 through Fig. 111
122-1 through 127-2
128-1 through Fig.134
143-1 and 143-2
158-1 through Fig. 160
260-1 and Fig. 261
290-1 through Fig. 295

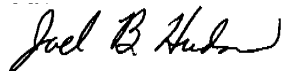
Insert pages

A through I/(J Blank)
i through xxiii/(xxiv Blank)
74-1 through 76A-2
Blank/Fig. 96 through 101-2
104-1 and 104-2
108-1 through Fig. 111
122-1 through 127-2
128-1 through Fig.134
143-1 and 143-2
158-1 through Fig. 160
260-1 and Fig. 261
290-1 through Fig. 295

2. Retain this sheet in front of manual for reference purposes.

By Order of the Secretary of the Army:

Official:



JOEL B. HUDSON

*Administrative Assistant to the
Secretary of the Army*

0405507

PETER J. SCHOOMAKER
*General, United States Army
Chief of Staff*

DISTRIBUTION:

To be distributed in accordance with Initial Distribution Number (IDN) 311318, requirements for TM 1-1520-238-23P-1.

CHANGE }
NO. 6 }

HEADQUARTERS
DEPARTMENT OF THE ARMY
WASHINGTON, D.C., 21 June 2002

Aviation Unit and Intermediate Maintenance
Repair Parts and Special Tools List
For
HELICOPTER, ATTACK, AH-64A APACHE
(NSN 1520-01-106-9519)

DISTRIBUTION STATEMENT A: Approved for public release; distribution is unlimited.

TM 1-1520-238-23P-1, 28 May 1996, is changed as follows:

1. Remove and insert pages as indicated below. New or changed text material is indicated by a vertical bar in the margin. An illustration change is indicated by a pointing hand.

Remove pages	Insert pages
A through H	A through I/(J blank)
i and ii	i and ii
xxiii/(xxiv blank)	xxiii/(xxiv blank)
3-1 and 3-2	3-1 and 3-2
5-1 through 7-2	5-1 through 7-2
8-1 through 11-2	8-1 through 11-2
12-1 and 12-2	12-1 and 12-2
13-1 and 13-2	13-1 and 13-2
14-1 through 15-2	14-1 through 15-2
16-1 through 17-2	16-1 through 17-2
18-1 through 22-2	18-1 through 22-2
23-1 through 24-2	23-1 through 24-2
26-1 through 30-2	26-1 through 30-2
31-1 through 42-2	31-1 through 42-2
43-1 through Fig. 54	43-1 through Fig. 54
55-1 through 61-2	55-1 through 61-2
62-1 through 77-2	62-1 through 77-2
78-1 through 82-2	78-1 through 82-2
84-1 through Fig. 86	84-1 through Fig. 86
87-1 and 87-2	87-1 and 87-2
88-1 through 90-2	88-1 through 90-2
91-1 and 91-2	91-1 and 91-2
92-1 through 95-2	92-1 through 95-2
96-1 through 97-2	96-1 through 97-2
98-1 through 100-2	98-1 through 100-2
101-1 and 101-2	101-1 and 101-2
102-1 through 104-2	102-1 through 104-2
105-1 and 105-2	105-1 and 105-2
106-1 through 121-2	106-1 through 121-2
122-1 and Fig. 123	122-1 and Fig. 123
124-1 through 127-2	124-1 through 127-2
128-1 through 129-2	128-1 through 129-2
130-1 through 134-2	130-1 through 134-2
135-1 through 139-2	135-1 through 139-2
140-1 and 140-2	140-1 and 140-2
141-1 and 141-2	141-1 and 141-2
142-1 and 142-2	142-1 and 142-2
143-1 and 143-2	143-1 and 143-2
144-1 and 144-2	144-1 and 144-2

Remove pages

145B-1 through 148-2
150-1 through Fig. 162
163-1 through Fig. 165
166-1 and Fig. 167
169-1 through 173-2
174-1 through 177-2
178-1 and 178-2
179-1 through 181-2
182-1 through 184-2
185-1 through Fig. 189
190-1 through 200-2
201-1 through 206-2
207-1 through Fig. 220
223-1 and Fig. 224
227-1 through Fig. 231
231C-1 through Fig. 231F
231G-1 and Fig. 231H
231J-1 through 237-2
238-1 through 244-2
245-1 through 248-2
249-1 and 249-2
250-1 through 257-2
258-1 through Fig. 270
271-1 through 281-2
282-1 through 289-2
290-1 through 296-2


Insert pages

145B-1 through 148-2
150-1 through Fig. 162
163-1 through Fig. 165
166-1 and Fig. 167
169-1 through 173-2
174-1 through 177-2
178-1 and 178-2
179-1 through 181-2
182-1 through 184-2
185-1 through Fig. 189
190-1 through 200-2
201-1 through 206-2
207-1 through Fig. 220
223-1 and Fig. 224
227-1 through Fig. 231
231C-1 through Fig. 231F
231G-1 and Fig. 231H
231J-1 through 237-2
238-1 through 244-2
245-1 through 248-2
249-1 and 249-2
250-1 through 257-2
258-1 through Fig. 270
271-1 through 281-2
282-1 through 289-2
290-1 through 296-2

2. Retain this sheet in front of manual for reference purposes.

By Order of the Secretary of the Army:

Official:



JOEL B. HUDSON
*Administrative Assistant to the
Secretary of the Army*
0211303

ERIC K. SHINSEKI
*General, United States Army
Chief of Staff*

DISTRIBUTION:

To be distributed in accordance with Initial Distribution Number (IDN) 311318, requirements for TM 1-1520-238-23P-1.

CHANGE }
NO. 5 }

HEADQUARTERS
DEPARTMENT OF THE ARMY
WASHINGTON, D.C., 25 May 2001

Aviation Unit and Intermediate Maintenance
Repair Parts and Special Tools List
For
HELICOPTER, ATTACK, AH-64A APACHE (NSN 1520-01-106-9519)

DISTRIBUTION STATEMENT A: Approved for public release; distribution is unlimited.

TM 1-1520-238-23P-1, 28 May 1996, is changed as follows:

1. Remove and insert pages as indicated below. New or changed text material is indicated by a vertical bar in the margin. An illustration change is indicated by a miniature pointing hand.

Remove pages	Insert pages
A through H	A through H
i and ii	i and ii
7-1 and 7-2	7-1 and 7-2
17-1 and 17-2	17-1 and 17-2
18-1 and Fig. 19	18-1 and Fig. 19
23-1 and Fig. 24	23-1 and Fig. 24
31-1 and Fig. 32	31-1 and Fig. 32
36-1 through 37-2	36-1 through 37-2
38-1 through Fig. 40	38-1 through Fig. 40
47-1 and Fig. 48	47-1 and Fig. 48
49-1 and Fig. 50	49-1 and Fig. 50
52-1 through Fig. 54	52-1 through Fig. 54
60-1 and Fig. 61	60-1 and Fig. 61
74-1 and Fig. 75	74-1 and Fig. 75
Blank/Fig. 78 through Fig. 79	Blank/Fig. 78 through Fig. 79
85-1 and Fig. 86	85-1 and Fig. 86
92-1 and Fig. 93	92-1 and Fig. 93
105-1 and 105-2	105-1 and 105-2
109-1 and Fig. 110	109-1 and Fig. 110
120-1 and Fig. 121	120-1 and Fig. 121
126-1 through 127-2	126-1 through 127-2
130-1 and Fig. 131	130-1 and Fig. 131
138-1 through Fig. 139	138-1 through Fig. 139
140-1 and 140-2	140-1 and 140-2
142-1 and 142-2	142-1 and 142-2
147-1 through 148-2	147-1 through 148-2
170-1 and Fig. 171	170-1 and Fig. 171
172-1 and Fig. 173	172-1 and Fig. 173
174-1 and 174-2	174-1 and 174-2
175-1 and 175-2	175-1 and 175-2
176-1 and Fig. 177	176-1 and Fig. 177
179-1 and 179-2	179-1 and 179-2
190-1 and 190-2	190-1 and 190-2
191-1 through Fig. 193	191-1 through Fig. 193
194-1 and Fig. 195	194-1 and Fig. 195
197-1 and Fig. 198	197-1 and Fig. 198
199-1 and Fig. 200	199-1 and Fig. 200
204-1 and 204-2	204-1 and 204-2

Remove pages

215-1 through Fig. 217
220-1 and Fig. 221
224-1 and Fig. 225
233-1 and Fig. 234
235-1 through 237-2
238-1 through Fig. 240
242-1 and Fig. 243
246-1 through 248-2
249-1 and 249-2
252-1 through Fig. 256
257-1 and 257-2
258-1 and Fig. 259
274-1 and Fig. 275
283-1 and Fig. 284
285-1 through Fig. 287
288-1 through 289-2
291-1 through Fig. 296

Insert pages

215-1 through Fig. 217
220-1 and Fig. 221
224-1 and Fig. 225
233-1 and Fig. 234
235-1 through 237-2
238-1 through Fig. 240
242-1 and Fig. 243
246-1 through 248-2
249-1 and 249-2
252-1 through Fig. 256
257-1 and 257-2
258-1 and Fig. 259
274-1 and Fig. 275
283-1 and Fig. 284
285-1 through Fig. 287
288-1 through 289-2
291-1 through Fig. 296

2. Retain this sheet in front of manual for reference purposes.

By Order of the Secretary of the Army:

Official:



JOEL B. HUDSON

*Administrative Assistant to the
Secretary of the Army*

0111702

ERIC K. SHINSEKI
*General, United States Army
Chief of Staff*

DISTRIBUTION:

To be distributed in accordance with Initial Distribution Number (IDN) 311318, requirements for TM 1-1520-238-23P-1.

CHANGE }
NO. 4 }

HEADQUARTERS
DEPARTMENT OF THE ARMY
WASHINGTON, D.C., 16 February 2000

Aviation Unit and Intermediate Maintenance
Repair Parts and Special Tools List
For HELICOPTER, ATTACK, AH-64A APACHE (NSN 1520-01-106-9519)

DISTRIBUTION STATEMENT A: Approved for public release; distribution is unlimited.

TM 1-1520-238-23P-1, 28 May 1996, is changed as follows:

1. Remove and insert pages as indicated below. New or changed text material is indicated by a vertical bar in the margin. An illustration change is indicated by a pointing hand.

Remove pages	Insert pages
----	A through H
i and ii	i and ii
v through xxiii/(xxiv blank)	v through xxiii/(xxiv blank)
4-1 and Fig. 5	4-1 and Fig. 5
6-1 and 6-2	6-1 and 6-2
8-1 and Fig. 9	8-1 and Fig. 9
15-1 and 15-2	15-1 and 15-2
17-1 and 17-2	17-1 and 17-2
22-1 and 22-2	22-1 and 22-2
23-1 and Fig. 24	23-1 and Fig. 24
27-1 through Fig. 29	27-1 through Fig. 29
34-1 and Fig. 35	34-1 and Fig. 35
37-1 and 37-2	37-1 and 37-2
39-1 through 40-2	39-1 through 40-2
41-1 through 42-2	41-1 through 42-2
45-1 through Fig. 53	45-1 through Fig. 53
55-1 through Fig. 58	55-1 through Fig. 58
62-1 through Fig. 65	62-1 through Fig. 65
69-1 and 69-2	69-1 and 69-2
70-1 and 70-2	70-1 and 70-2
72-1 and Fig. 73	72-1 and Fig. 73
77-1 and 77-2	77-1 and 77-2
78-1 and 78-2	78-1 and 78-2
80-1 and 80-2	80-1 and 80-2
84-1 through Fig. 86	84-1 through Fig. 86
92-1 through 95-2	92-1 through 95-2
96-1 and 96-2	96-1 and 96-2
98-1 and Fig. 99	98-1 and Fig. 99
100-1 and 100-2	100-1 and 100-2
101-1 and 101-2	101-1 and 101-2
104-1 and 104-2	104-1 and 104-2
105-1 and 105-2	105-1 and 105-2
106-1 and Fig. 107	106-1 and Fig. 107
109-1 and Fig. 110	109-1 and Fig. 110
112-1 and 112-2	112-1 and 112-2
117-1 and Fig. 118	117-1 and Fig. 118
121-1 and 121-2	121-1 and 121-2
124-1 and 124-2	124-1 and 124-2
125-1 through 127-2	125-1 through 127-2
129-1 and 129-2	129-1 and 129-2

Remove pages

130-1 and Fig. 131
135-1 and Fig. 136
137-1 and 137-2
139-1 and 139-2
140-1 and 140-2
142-1 and 142-2
143-1 and 143-2
144-1 and 144-2
145-1 through Fig. 146
149-1 and Fig. 150
163-1 through Fig. 164
172-1 through 173-2
174-1 and 174-2
175-1 and 175-2
176-1 through Fig. 177
179-1 and 179-2
182-1 and Fig. 183
185-1 and Fig. 186
187-1 and 187-2
189-1 through 190-2
191-1 and Fig. 192
195-1 through Fig. 198
199-1 and Fig. 200
202-1 and Fig. 203
204-1 and 204-2
206-1 and 206-2
207-1 through Fig. 209
213-1 and Fig. 214
216-1 and Fig. 217
218-1 through Fig. 221
226-1 through Fig. 228
231-1 through Fig. 234
236-1 through 237-2
238-1 and Fig. 239
241-1 through 244-2
245-1 through 248-2
249-1 and 249-2
250-1 through Fig. 255
256-1 through 257-2
258-1 through Fig. 260
261-1 and Fig. 262
263-1 through 266-2
267-1 and 267-2
268-1 through Fig. 270
272-1 through Fig. 278
279-1 and 279-2
283-1 and Fig. 284
285-1 and Fig. 286
289-1 and 289-2
290-1 through Fig. 292
293-1 and 293-2
294-1 and Fig. 295
296-1 and 296-2

Insert pages

130-1 and Fig. 131
135-1 and Fig. 136
137-1 and 137-2
139-1 and 139-2
140-1 and 140-2
142-1 and 142-2
143-1 and 143-2
144-1 and 144-2
145-1 through Fig. 146
149-1 and Fig. 150
163-1 through Fig. 164
172-1 through 173-2
174-1 and 174-2
175-1 and 175-2
176-1 through Fig. 177
179-1 and 179-2
182-1 and Fig. 183
185-1 and Fig. 186
187-1 and 187-2
189-1 through 190-2
191-1 and Fig. 192
195-1 through Fig. 198
199-1 and Fig. 200
202-1 and Fig. 203
204-1 and 204-2
206-1 and 206-2
207-1 through Fig. 209
213-1 and Fig. 214
216-1 and Fig. 217
218-1 through Fig. 221
226-1 through Fig. 228
231-1 through Fig. 234
236-1 through 237-2
238-1 and Fig. 239
241-1 through 244-2
245-1 through 248-2
249-1 and 249-2
250-1 through Fig. 255
256-1 through 257-2
258-1 through Fig. 260
261-1 and Fig. 262
263-1 through 266-2
267-1 and 267-2
268-1 through Fig. 270
272-1 through Fig. 278
279-1 and 279-2
283-1 and Fig. 284
285-1 and Fig. 286
289-1 and 289-2
290-1 through Fig. 292
293-1 and 293-2
294-1 and Fig. 295
296-1 and 296-2

2. Retain this sheet in front of manual for reference purposes.

By Order of the Secretary of the Army:

Official:



JOEL B. HUDSON
*Administrative Assistant to the
Secretary of the Army*
9934001

ERIC K. SHINSEKI
*General, United States Army
Chief of Staff*

DISTRIBUTION:

To be distributed in accordance with Initial Distribution Number IDN 311318, requirements for TM 1-1520-238-23P-1.

CHANGE }
NO. 3 }

HEADQUARTERS
DEPARTMENT OF THE ARMY
WASHINGTON, D.C., 30 NOVEMBER 1998

Aviation Unit and Intermediate Maintenance
Repair Parts and Special Tools List

DISTRIBUTION STATEMENT A: Approved for public release; distribution is unlimited.

TM 1-1520-238-23P-1, 9 February 1996, is changed as follows:

1. Remove and insert pages as indicated below. New or changed text material is indicated by a vertical bar in the margin. An illustration change is indicated by a miniature pointing hand.

Remove pages

cover
i through xxii
4-1 and Fig. 5
8-1 and Fig. 9
12-1 and 12-2
16-1 through 17-2
23-1 and Fig. 24
29-1 and Fig. 30
36-1 and Fig. 37
44-1 and Fig. 45
46-1 and Fig. 47
48-1 and Fig. 49
50-1 and Fig. 51
57-1 and Fig. 58
65-1 through Fig. 66A
67-1 and 67-2
80-1 and 80-2
82-1 and 82-2
87-1 and 87-2
89-1 through 90-2
92-1 and Fig. 93
96-1 and 96-2
97-1 and 97-2
98-1 through 99-2
104-1 and 104-2
105-1 and 105-2
106-1 and Fig. 107
114-1 and 114-2
116-1 through Fig. 118
121-1 and 121-2
126-1 through 127-2
133-1 through 134-2
137-1 and 137-2
138-1 through Fig. 139
140-1 and 140-2
142-1 and 142-2
144-1 and 144-2
blank/Fig. 149 through Fig. 151
153-1 through Fig. 156
157-1 through Fig. 160

Insert pages

cover
i through xxii
4-1 and Fig. 5
8-1 and Fig. 9
12-1 and 12-2
16-1 and 17-2
23-1 and Fig. 24
29-1 and Fig. 30
36-1 and Fig. 37
44-1 and Fig. 45
46-1 and Fig. 47
48-1 and Fig. 49
50-1 and Fig. 51
57-1 and Fig. 58
65-1 through Fig. 66A
67-1 and 67-2
80-1 and 80-2
82-1 and 82-2
87-1 and 87-2
89-1 through 90-2
92-1 and Fig. 93
96-1 and 96-2
97-1 and 97-2
98-1 through 99-2
104-1 and 104-2
105-1 and 105-2
106-1 and Fig. 107
114-1 and 114-2
116-1 through Fig. 118
121-1 and 121-2
126-1 through 127-2
133-1 through 134-2
137-1 and 137-2
138-1 through Fig. 139
140-1 and 140-2
142-1 and 142-2
144-1 and 144-2
blank/Fig. 149 through Fig. 151
153-1 through Fig. 156
157-1 through Fig. 160

Remove pages

163-1 and Fig. 163A
164-1 through Fig. 166
167-1 and Fig. 168
170-1 and Fig. 171
172-1 through 173-2
174-1 and 174-2
176-1 through 177-2
178-1 and 178-2
180-1 and 180-2
182-1 and Fig. 183
188-1 through 190-2
191-1 and Fig. 192
195-1 and Fig. 196
202-1 and Fig. 203
204-1 and 204-2
205-1 through 206-2
208-1 through Fig. 216
227-1 through 237-2
238-1 and Fig. 239
241-1 through 244-2
245-1 and Fig. 246
247-1 through 249-2
250-1 through 257-2
258-1 through Fig. 260
261-1 through 266-2
267-1 and 267-2
268-1 through Fig. 270
274-1 and Fig. 275
276-1 and Fig. 277
279-1 and 279-2
289-1 and 289-2
292-1 through 296-2

Insert pages

163-1 and Fig. 163A
164-1 through Fig. 166
167-1 and Fig. 168
170-1 and Fig. 171
172-1 through 173-2
174-1 and 174-2
176-1 through 177-2
178-1 and 178-2
180-1 and 180-2
182-1 and Fig. 183
188-1 through 190-2
191-1 and Fig. 192
195-1 and Fig. 196
202-1 and Fig. 203
204-1 and 204-2
205-1 through 206-2
208-1 through Fig. 216
227-1 through 237-2
238-1 and Fig. 239
241-1 through 244-2
245-1 and Fig. 246
247-1 through 249-2
250-1 through 257-2
258-1 through Fig. 260
261-1 through 266-2
267-1 and 267-2
268-1 through Fig. 270
274-1 and Fig. 275
276-1 and Fig. 277
279-1 and 279-2
289-1 and 289-2
292-1 through 296-2

2. Retain this sheet in front of manual for reference purposes.

By Order of the Secretary of the Army:

Official:



JOEL B. HUDSON

*Administrative Assistant to the
Secretary of the Army*

05351

DENNIS J. REIMER
*General, United States Army
Chief of Staff*

DISTRIBUTION:

To be distributed in accordance with Initial Distribution Number IDN 311318, requirements for TM 1-1520-238-23P-1.

CHANGE }
NO. 2 }

HEADQUARTERS
DEPARTMENT OF THE ARMY
WASHINGTON, D.C., 28 NOVEMBER 1997

Aviation Unit and Intermediate Maintenance
Repair Parts and Special Tools List
HELICOPTER, ATTACK, AH-64A APACHE
(NSN 1520-01-106-9519)

DISTRIBUTION STATEMENT A: Approved for public release; distribution is unlimited.

TM 1-1520-238-23P-1, 9 February 1996, is changed as follows:

1. Remove and insert pages as indicated below. New or changed text material is indicated by a vertical bar in the margin. An illustration change is indicated by a miniature pointing hand.

Remove pages

iii through xxii
2-1 through 3-2
4-1 through 7-2
8-1 and Fig. 9
10-1 through 11-2
12-1 through 13-2
14-1 through Fig. 19
Blank/Fig. 22 through 24-2
25-1 and Fig. 26
28-1 through Fig. 35
36-1 through Fig. 40
Blank/Fig. 41 through Fig. 42
45-1 through Fig. 47
53-1 through Fig. 55
56-1 through Fig. 58
59-1 through Fig. 61
Blank/Fig. 62 through 70-2
72-1 through Fig. 74
75-1 through Fig. 82
83-1 through 91-2
92-1 through 101-2
102-1 through Fig. 108
110-1 through Fig. 118
120-1 through 127-2
128-1 through Fig. 131
132-1 through 134-2
135-1 through Fig. 139
Blank/Fig. 140 through 140-2
Blank/Fig. 142 through Fig. 143
143-1 through 144-2
149-1 through Fig. 151
153-1 and Fig. 154
160-1 through Fig. 162
163-1 and Fig. 164
165-1 through Fig. 167
168-1 through 173-2
174-1 through 187-2
188-1 and Fig. 189
190-1 and 190-2
193-1 through Fig. 198

Insert pages

iii through xxii
2-1 through 3-2
4-1 and 7-2
8-1 and Fig. 9
10-1 through 11-2
12-1 through 13-2
14-1 through Fig. 19
Blank/Fig. 22 through 24-2
25-1 and Fig. 26
28-1 through Fig. 35
36-1 through Fig. 40
Blank/Fig. 41 through Fig. 42
45-1 through Fig. 47
53-1 through Fig. 55
56-1 through Fig. 58
59-1 through Fig. 61
Blank/Fig. 62 through 70-2
72-1 through Fig. 74
75-1 through Fig. 82
83-1 through 91-2
92-1 through 101-2
102-1 through Fig. 108
110-1 through Fig. 118
120-1 through 127-2
128-1 through Fig. 131
132-1 through 134-2
135-1 through Fig. 139
Blank/Fig. 140 through 140-2
Blank/Fig. 142 through Fig. 143
143-1 through 144-2
149-1 through Fig. 151
153-1 and Fig. 154
160-1 through Fig. 162
163-1 through Fig. 164
165-1 through Fig. 167
168-1 through 173-2
174-1 through 187-2
188-1 and Fig. 189
190-1 and 190-2
193-1 through Fig. 198

Remove pages

200-1 and 200-2
201-1 through Fig. 203
204-1 and 204-2
207-1 and Fig. 208
209-1 and Fig. 210
219-1 through Fig. 221
226-1 through Fig. 230
232-1 through 237-2
238-1 through Fig. 243
244-1 and 244-2
245-1 through 248-2
249-1 and 249-2
250-1 through Fig. 256
Blank/Fig. 258 through Fig. 259
260-1 through Fig. 262
263-1 and Fig. 264
Blank/Fig. 267 through Fig. 268
268-1 through Fig. 273
276-1 through Fig. 278
282-1 through Fig. 287
288-1 through 289-2
290-1 and Fig. 291
292-1 through 293-2
294-1 and Fig. 295
297-1/Blank

Insert pages

200-1 and 200-2
201-1 through Fig. 203
204-1 and 204-2
207-1 and Fig. 208
209-1 and Fig. 210
219-1 through Fig. 221
226-1 through Fig. 230
232-1 through 237-2
238-1 through Fig. 243
244-1 and 244-2
245-1 through 248-2
249-1 and 249-2
250-1 through Fig. 256
Blank/Fig. 258 through Fig. 259
260-1 through Fig. 262
263-1 and Fig. 264
Blank/Fig. 267 through Fig. 268
268-1 and Fig. 273
276-1 through Fig. 278
282-1 through Fig. 287
288-1 through 289-2
290-1 and Fig. 291
292-1 through 293-2
294-1 through Fig. 296
297-1/Blank

2. Retain this sheet in front of manual for reference purposes.

By Order of the Secretary of the Army:

Official:



JOEL B. HUDSON

*Administrative Assistant to the
Secretary of the Army*

04312

DENNIS J. REIMER
*General, United States Army
Chief of Staff*

DISTRIBUTION:

To be distributed in accordance with Initial Distribution Number IDN 311318, requirements for TM 1-1520-238-23P-1.

CHANGE }
NO. 1 }

HEADQUARTERS
DEPARTMENT OF THE ARMY
WASHINGTON, D.C., 30 April 1997

Aviation Unit and Intermediate Maintenance
Repair Parts and Special Tools List
For

HELICOPTER, ATTACK,
AH-64A APACHE
(NSN 1520-01-106-9519)

DISTRIBUTION STATEMENT A: Approved for public release; distribution is unlimited.

TM 1-1520-238-23P-1, 28 May 1996, is changed as follows:

1. Remove and insert pages as indicated below. New or changed text material is indicated by a vertical bar in the margin. An illustration change is indicated by a miniature pointing hand.

Remove pages

27-1 and Fig. 28
36-1 and Fig. 37
52-1 and Fig. 53
60-1 and Fig. 61
78-1 and Fig. 79
80-1 and Fig. 81
190-1 through Fig. 191
290-1 through Fig. 295
296-1 and 296-2

Insert pages

27-1 and Fig. 28
36-1 and Fig. 37
52-1 and Fig. 53
60-1 and Fig. 61
78-1 and Fig. 79
80-1 and Fig. 81
190-1 through Fig. 191
290-1 through Fig. 295
296-1 and 296-2

2. Retain this sheet in front of manual for reference purposes.

By Order of the Secretary of the Army:

Official:



JOEL B. HUDSON
*Administrative Assistant to the
Secretary of the Army*
03400

DENNIS J. REIMER
*General, United States Army
Chief of Staff*

DISTRIBUTION:

To be distributed in accordance with DA Form 12-31-E, block no. 1318, requirements for TM 1-1520-238-23P-1.

INSERT LATEST CHANGED PAGES: DESTROY SUPERSEDED PAGES.

LIST OF EFFECTIVE PAGES

NOTE: The portion of the text affected by the changes is indicated by a vertical line in the outer margins of the page. Changes to illustrations are indicated by miniature pointing hands. Changes to wiring diagrams are indicated by shaded areas.

Date of issue for original and change pages are:

Original 0 28 MAY 1996	Change 4 16 FEBRUARY 2000
Change 1 30 APRIL 1997	Change 5 25 MAY 2001
Change 2 28 NOVEMBER 1997	Change 6 21 JUNE 2001
Change 3 30 NOVEMBER 1998	Change 7 23 APRIL 2004

TOTAL NUMBER OF PAGES IN THIS PUBLICATION IS 841, CONSISTING OF THE FOLLOWING:

Page No.	*Change No.	Page No.	*Change No.
Cover	0	6-1	6
Blank	0	Fig. 7	6
A - I	7	7-1	6
Blank	0	7-2	6
i	7	Blank	0
ii	0	Fig. 8	0
iii	2	8-1	6
iv	7	Fig. 9	6
v	7	9-1	6
vi	7	Fig. 10	0
vii	7	10-1	6
viii	7	Fig. 11	2
ix	7	11-1	6
x	7	11-2	2
xi	7	Blank	0
xii	7	Fig. 12	0
xiii	7	12-1	6
xiv	7	12-2	6
xv	7	Blank	0
xvi	7	Fig. 13	2
xvii	7	13-1	6
xviii	7	13-2	6
xix	7	Blank	0
xx	7	Fig. 14	0
xxi	7	14-1	6
xxii	7	Fig. 15	2
xxiii	7	15-1	6
Blank	0	15-2	4
1 - 8	0	Blank	0
Blank	0	Fig. 16	2
Fig. 1	0	16-1	6
1-1	0	Fig. 17	3
Fig. 2	0	17-1	6
2-1	2	17-2	6
Fig. 3	2	Blank	0
3-1	6	Fig. 18	2
3-2	6	18-1	6
Blank	0	Fig. 19	0
Fig. 4	0	19-1	6
4-1	4	Fig. 20	0
Fig. 5	0	20-1	6
5-1	6	Fig. 21	0
Fig. 6	6	21-1	6

*Zero in this column indicates an original page.

INSERT LATEST CHANGED PAGES: DESTROY SUPERSEDED PAGES.

LIST OF EFFECTIVE PAGES

Page No.	*Change No.	Page No.	*Change No.
21-2	6	40-2	4
Blank	0	Blank	0
Fig. 22	6	Fig. 41	6
22-1	6	41-1	6
22-2	6	Fig. 42	6
Blank	0	42-1	6
Fig. 23	2	42-2	6
23-1	6	Blank	0
Fig. 24	6	Fig. 43	0
24-1	6	43-1	6
24-2	6	Fig. 44	0
Blank	0	44-1	6
Fig. 25	0	Fig. 45	0
25-1	2	45-1	6
Fig. 26	0	Fig. 46	6
26-1	6	46-1	6
Fig. 27	6	Fig. 47	0
27-1	6	47-1	6
Fig. 28	0	Fig. 48	0
28-1	6	48-1	6
Fig. 29	2	Fig. 49	0
29-1	6	49-1	6
Fig. 30	2	Fig. 50	0
30-1	6	50-1	6
30-2	6	Fig. 51	0
Blank	0	51-1	0
Fig. 31	2	Fig. 52	6
31-1	6	52-1	6
Fig. 32	2	52-2	6
32-1	6	Blank	0
32-2	2	Fig. 53	0
Blank	0	53-1	6
Fig. 33	6	Fig. 54	2
33-1	6	54-1	2
33-2	6	Fig. 55	0
Blank	0	55-1	6
Fig. 34	6	Fig. 56	6
34-1	6	56-1	6
Fig. 35	6	Fig. 57	2
35-1	6	57-1	6
Fig. 36	6	Fig. 58	6
36-1	6	58-1	6
Fig. 37	6	Fig. 59	0
37-1	6	59-1	6
37-2	6	Fig. 60	2
Blank	0	60-1	6
Fig. 38	6	Fig. 61	0
38-1	6	61-1	6
Fig. 39	2	61-2	6
39-1	6	Blank	0
Fig. 40	0	Fig. 62	2
40-1	6	62-1	6

*Zero in this column indicates an original page.

INSERT LATEST CHANGED PAGES: DESTROY SUPERSEDED PAGES.

LIST OF EFFECTIVE PAGES

Page No.	*Change No.	Page No.	*Change No.
Fig. 63	2	Fig. 82	0
63-1	6	82-1	6
Fig. 64	2	82-2	0
64-1	6	Blank	0
Fig. 65	2	Fig. 83	0
65-1	6	83-1	0
Fig. 66	3	Fig. 84	2
66-1	6	84-1	6
Fig. 66A	2	Fig. 85	6
66A-1	6	85-1	6
Fig. 67	6	Fig. 86	2
67-1	6	86-1	2
67-2	6	86-2	2
Blank	0	Blank	0
Fig. 68	6	Fig. 87	2
68-1	6	87-1	6
Fig. 69	2	87-2	2
69-1	6	Blank	0
69-2	6	Fig. 88	2
Blank	0	88-1	6
Fig. 70	6	Fig. 89	6
70-1	6	89-1	6
70-2	6	Fig. 90	2
Blank	0	90-1	6
Fig. 71	6	90-2	6
71-1	6	Blank	0
Fig. 72	0	Fig. 91	2
72-1	6	91-1	6
Fig. 73	5	91-2	2
73-1	6	Blank	0
Fig. 74	0	Fig. 92	0
74-1	6	92-1	6
Fig. 75	7	Fig. 93	0
75-1	7	93-1	6
Fig. 76	7	Fig. 94	2
76-1	7	94-1	6
Fig. 76A	7	Fig. 95	2
76A-1	7	95-1	6
76A-2	7	95-2	6
Blank	0	Blank	0
Fig. 77	6	Fig. 96	7
77-1	6	96-1	7
77-2	6	96-2	7
Blank	0	Blank	0
Fig. 78	5	Fig. 97	7
78-1	6	97-1	7
Fig. 79	2	97-2	7
79-1	6	Blank	0
Fig. 80	6	Fig. 98	7
80-1	6	98-1	7
Fig. 81	6	98-2	7
81-1	6	Blank	0

*Zero in this column indicates an original page.

INSERT LATEST CHANGED PAGES: DESTROY SUPERSEDED PAGES.

LIST OF EFFECTIVE PAGES

Page No.	*Change No.	Page No.	*Change No.
Fig. 99	7	114-2	6
99-1	7	Blank	0
99-2	7	Fig. 115	6
Blank	0	115-1	6
Fig. 100	7	Fig. 116	2
100-1	7	116-1	6
100-2	7	Fig. 117	6
Blank	0	117-1	6
Fig. 101	7	Fig. 118	0
101-1	7	118-1	6
101-2	7	Fig. 119	0
Blank	0	119-1	6
Fig. 102	0	Fig. 120	0
102-1	6	120-1	6
Fig. 103	2	Fig. 121	2
103-1	6	121-1	6
Fig. 104	2	121-2	6
104-1	7	Blank	0
104-2	6	Fig. 122	2
Blank	0	122-1	6
Fig. 105	2	Fig. 123	7
105-1	6	123-1	7
105-2	6	Fig. 124	7
Blank	0	124-1	7
Fig. 106	2	124-2	7
106-1	6	Blank	0
Fig. 107	2	Fig. 125	7
107-1	6	125-1	7
Fig. 108	0	125-2	7
108-1	6	Blank	0
Fig. 109	7	Fig. 125A	7
109-1	7	125A-1	7
Fig. 110	7	Fig. 126	7
110-1	7	126-1	7
Fig. 110A	7	126-2	7
110A-1	7	Blank	0
Fig. 110B	7	Fig. 127	7
110B-1	7	127-1	7
Fig. 110C	7	127-2	7
110C-1	7	Blank	0
Fig. 111	2	Fig. 128	0
111-1	6	128-1	6
Fig. 112	6	Fig. 129	7
112-1	6	129-1	7
112-2	6	129-2	7
Blank	0	Blank	0
Fig. 113	6	Fig. 130	7
113-1	6	130-1	7
113-2	6	130-2	7
Blank	0	Blank	0
Fig. 114	6	Fig. 131	7
114-1	6	131-1	7

*Zero in this column indicates an original page.

INSERT LATEST CHANGED PAGES: DESTROY SUPERSEDED PAGES.

LIST OF EFFECTIVE PAGES

Page No.	*Change No.	Page No.	*Change No.
Fig. 131A	7	145A-2	4
131A-1	7	Blank	0
131A-2	7	Fig. 145B	4
Blank	0	145B-1	6
Fig. 132	7	Fig. 146	6
132-1	7	146-1	6
Fig. 133	7	Fig. 147	0
133-1	7	147-1	6
Fig. 134	2	Fig. 148	5
134-1	6	148-1	6
134-2	3	148-2	6
Blank	0	Blank	0
Fig. 135	0	Fig. 149	3
135-1	6	149-1	4
Fig. 136	2	Fig. 150	0
136-1	6	150-1	6
Fig. 137	0	Fig. 151	0
137-1	6	151-1	6
137-2	0	Fig. 152	0
Blank	0	152-1	6
Fig. 138	6	Fig. 153	6
138-1	6	153-1	6
138-2	6	153-2	6
138-3	6	Blank	0
Fig. 139	0	Fig. 154	6
139-1	6	154-1	6
139-2	6	Fig. 155	6
Blank	0	155-1	6
Fig. 140	2	Fig. 156	6
140-1	6	156-1	6
140-2	6	Fig. 157	6
Blank	0	157-1	6
Fig. 141	0	Fig. 158	6
141-1	6	158-1	6
141-2	6	Fig. 159	7
Blank	0	159-1	7
Fig. 142	2	Fig. 160	6
142-1	6	160-1	6
142-2	3	Fig. 161	2
Blank	0	161-1	6
Fig. 143	0	Fig. 162	0
143-1	6	162-1	0
143-2	7	Fig. 163	0
Blank	0	163-1	6
Fig. 144	2	Fig. 163A	2
144-1	6	163A-1	4
144-2	6	Fig. 164	6
Blank	0	164-1	6
Fig. 145	0	Fig. 165	0
145-1	0	165-1	3
Fig. 145A	4	Fig. 166	0
145A-1	4	166-1	6

*Zero in this column indicates an original page.

INSERT LATEST CHANGED PAGES: DESTROY SUPERSEDED PAGES.

LIST OF EFFECTIVE PAGES

Page No.	*Change No.	Page No.	*Change No.
Fig. 167	0	184-2	6
167-1	3	Blank	0
Fig. 168	0	Fig. 185	2
168-1	2	185-1	6
Fig. 169	0	Fig. 186	6
169-1	6	186-1	6
Fig. 170	6	Fig. 187	0
170-1	6	187-1	6
Fig. 171	6	187-2	6
171-1	6	Blank	0
Fig. 172	0	Fig. 188	6
172-1	6	188-1	6
Fig. 173	3	Fig. 189	0
173-1	6	189-1	4
173-2	4	Fig. 190	0
Blank	0	190-1	6
Fig. 174	0	190-2	0
174-1	6	Blank	0
174-2	6	Fig. 191	0
174-3	2	191-1	6
Fig. 175	6	Fig. 192	6
175-1	6	192-1	6
175-2	6	Fig. 193	0
Blank	0	193-1	6
Fig. 176	6	Fig. 194	6
176-1	6	194-1	6
Fig. 177	2	Fig. 195	2
177-1	6	195-1	6
177-2	2	Fig. 196	0
Blank	0	196-1	6
Fig. 178	2	Fig. 197	2
178-1	6	197-1	6
178-2	2	Fig. 198	0
Blank	0	198-1	6
Fig. 179	2	Fig. 199	0
179-1	6	199-1	6
179-2	2	Fig. 200	0
Blank	0	200-1	6
Fig. 180	6	200-2	6
180-1	3	Blank	0
180-2	6	Fig. 201	0
Blank	0	201-1	6
Fig. 181	6	Fig. 202	6
181-1	6	202-1	6
181-2	6	Fig. 203	6
Blank	0	203-1	6
Fig. 182	2	Fig. 204	0
182-1	4	204-1	6
Fig. 183	6	204-2	6
183-1	6	Blank	0
Fig. 184	6	Fig. 205	6
184-1	6	205-1	6

*Zero in this column indicates an original page.

INSERT LATEST CHANGED PAGES: DESTROY SUPERSEDED PAGES.

LIST OF EFFECTIVE PAGES

Page No.	*Change No.	Page No.	*Change No.
Fig. 206	0	Fig. 231	0
206-1	6	231-1	3
206-2	6	Fig. 231A	4
Blank	0	231A-1	4
Fig. 207	0	Fig. 231B	4
207-1	6	231B-1	4
Fig. 208	6	Fig. 231C	4
208-1	6	231C-1	6
Fig. 209	6	Fig. 231D	4
209-1	6	231D-1	6
Fig. 210	0	Fig. 231E	4
210-1	6	231E-1	6
Fig. 211	0	Fig. 231F	4
211-1	6	231F-1	4
Fig. 212	0	Fig. 231G	4
212-1	6	231G-1	6
Fig. 213	0	Fig. 231H	4
213-1	6	231H-1	4
Fig. 214	0	Fig. 231I	4
214-1	6	231I-1	4
Fig. 215	0	Fig. 231J	4
215-1	6	231J-1	6
Fig. 216	0	Fig. 232	6
216-1	6	232-1	6
Fig. 217	0	232-2	6
217-1	6	Blank	0
Fig. 218	0	Fig. 233	6
218-1	6	233-1	6
Fig. 219	0	Fig. 234	0
219-1	6	234-1	6
Fig. 220	0	Fig. 235	6
220-1	5	235-1	6
Fig. 221	0	Fig. 236	6
221-1	0	236-1	6
Fig. 222	0	Fig. 237	6
222-1	0	237-1	6
Fig. 223	0	237-2	6
223-1	6	Blank	0
Fig. 224	0	Fig. 238	0
224-1	5	238-1	6
Fig. 225	0	Fig. 239	0
225-1	0	239-1	6
Fig. 226	0	Fig. 240	6
226-1	4	240-1	6
Fig. 227	0	Fig. 241	6
227-1	6	241-1	6
Fig. 228	0	Fig. 242	6
228-1	6	242-1	6
Fig. 229	6	Fig. 243	0
229-1	6	243-1	6
Fig. 230	0	Fig. 244	6
230-1	6	244-1	6

*Zero in this column indicates an original page.

INSERT LATEST CHANGED PAGES: DESTROY SUPERSEDED PAGES.

LIST OF EFFECTIVE PAGES

Page No.	*Change No.	Page No.	*Change No.
244-2	6	266-2	6
Blank	0	Blank	0
Fig. 245	0	Fig. 267	6
245-1	6	267-1	6
Fig. 246	0	Fig. 268	0
246-1	6	268-1	6
Fig. 247	0	Fig. 269	2
247-1	6	269-1	6
Fig. 248	3	Fig. 270	2
248-1	6	270-1	2
248-2	3	Fig. 271	2
Blank	0	271-1	6
Fig. 249	3	Fig. 272	6
249-1	6	272-1	6
249-2	3	Fig. 273	6
Blank	0	273-1	6
Fig. 250	0	273-2	4
250-1	6	Blank	0
Fig. 251	6	Fig. 274	6
251-1	6	274-1	6
Fig. 252	0	Fig. 275	6
252-1	6	275-1	6
Fig. 253	0	Fig. 276	6
253-1	6	276-1	6
Fig. 254	6	Fig. 277	6
254-1	6	277-1	6
Fig. 255	6	Fig. 278	0
255-1	6	278-1	0
Fig. 256	6	Fig. 279	6
256-1	6	279-1	6
Fig. 257	6	279-2	6
257-1	6	Blank	0
257-2	6	Fig. 280	6
Blank	0	280-1	6
Fig. 258	2	Fig. 281	0
258-1	6	281-1	6
Fig. 259	0	281-2	0
259-1	6	Blank	0
Fig. 260	0	Fig. 282	0
260-1	7	282-1	6
Fig. 261	0	Fig. 283	2
261-1	6	283-1	6
Fig. 262	0	Fig. 284	0
262-1	6	284-1	6
Fig. 263	0	Fig. 285	2
263-1	6	285-1	6
Fig. 264	0	Fig. 286	0
264-1	6	286-1	6
Fig. 265	6	Fig. 287	0
265-1	6	287-1	6
Fig. 266	6	Fig. 288	0
266-1	6	288-1	6

*Zero in this column indicates an original page.

INSERT LATEST CHANGED PAGES: DESTROY SUPERSEDED PAGES.

LIST OF EFFECTIVE PAGES

Page No.	*Change No.	Page No.	*Change No.
Fig. 289	0	Fig. 294	7
289-1	6	294-1	7
289-2	6	Fig. 295	5
Blank	0	295-1	6
Fig. 290	0	Fig. 296	3
290-1	7	296-1	6
Fig. 291	7	296-2	6
291-1	7	Blank	0
Fig. 292	7	Fig. 297	0
292-1	7	297-1	2
Fig. 293	7	Blank	0
293-1	7		

*Zero in this column indicates an original page.

Technical Manual
No. 1-1520-238-23P

HEADQUARTERS
DEPARTMENT OF THE ARMY
WASHINGTON, DC 28 MAY 1996

TECHNICAL MANUAL

**AVIATION UNIT AND INTERMEDIATE MAINTENANCE
REPAIR PARTS AND SPECIAL TOOLS LIST
FOR**

**HELICOPTER, ATTACK,
AH-64A APACHE
(NSN 1520-01-106-9519)**

Current as of

REPORTING ERRORS AND RECOMMENDING IMPROVEMENTS

You can help improve this manual. If you find any mistakes or if you know of a way to improve the procedures, please let us know. Mail your letter or DA Form 2028 (Recommended Changes to Publications and Blank Forms) located in the back of this manual, directly to: Commander, U.S. Army Aviation and Missile Command, ATTN: AMSAM-MMC-MA-NP, Redstone Arsenal, AL 35898-5000. A reply will be furnished to you. You may also provide DA Form 2028 information to AMCOM via e-mail, fax, or the World Wide Web. Our fax number is: DSN 788-6546 or Commercial 256-842-6546. Our e-mail address is: 2028@redstone.army.mil. Instructions for sending an electronic 2028 may be found at the back of this manual immediately preceding the hard copy 2028. For the World Wide Web use: <https://amcom2028.redstone.army.mil>.

DISTRIBUTION STATEMENT A: Approved for public release; distribution is unlimited.

NOTE:

This manual is printed in five volumes as follows:

- TM 1-1520-238-23P-1, consisting of Table of Contents, Section I and Section II (Functional Groups 00 thru 05).
 - TM 1-1520-238-23P-2, consisting of Table of Contents, Section I and Section II (Functional Groups 06 thru 09).
 - TM 1-1520-238-23P-3, consisting of Table of Contents, Section I and Section II (Functional Groups 10 thru 60) and Section III.
 - TM 1-1520-238-23P-4, consisting of Section I and Section IV (National Stock Number Index and Part Number Index).
 - TM 1-1520-238-23P-5, consisting of Section I and Section IV (Figure and Item Number Index).
- Sections I and IV are applicable to the -1, -2, -3, -4, and -5.

*This manual together with TM 1-1520-238-23P-2, TM 1-1520-238-23P-3, TM 1-1520-238-23P-4, and TM 1-1520-238-23P-5, supersedes TM 55-1520-238-23P-1, TM 55-1520-238-23P-2, TM 55-1520-238-23P-3, TM 55-1520-238-23P-4 and TM 55-1520-238-23P-5, dated 24 October 1994, including all changes.

TABLE OF CONTENTS

	Page	Illus/ Figure
Section I. INTRODUCTION	1	
Section II. REPAIR PARTS LIST		
Group 00 AH-64A Helicopter (Exploded View) Functional Groups List	1-1	1
Group 02 Airframe		
Forward Fuselage Assembly	2-1	2
Skin, Stringer Installation (FS 35 to FS 115)	3-1	3
Forward Fuselage Assembly, Lower Access Doors	4-1	4
Keel Beam Installation, Forward Fuselage	5-1	5
Forward Fuselage Gun and Ammo Support	6-1	6
Structure and Support Installation (FS 35 to FS 57)	7-1	7
Forward Fuselage Assembly, Electronic Shelf and Doors	8-1	8
Shelf Assembly, Aircraft (FS 35 to FS 57)	9-1	9
Forward Fuselage Assembly, Canopy Door and Windshield	10-1	10
Forward Fuselage Assembly, TADS/PNVS Support	11-1	11
Forward Avionics Bay and Fan Support Installation	12-1	12
Structure Installation, FWD Avionics Bay LH (Part 1)	13-1	13
Structure Installation, FWD Avionics Bay LH (Part 2)	14-1	14
Structure Installation, FWD Avionics Bay RH (Part 3)	15-1	15
Structure Installation, FWD Avionics Bay RH (Part 4)	16-1	16
Structure Installation, FWD Avionics Bay (Frame Assembly) (Part 5)	17-1	17
Fairing, Fuselage, Nose Assembly	18-1	18
Forward Fuselage Structure (FS 35 to FS 80) (Copilot/Gunner)	19-1	19
Floor Installation Assembly, Copilot/Gunner Cockpit	20-1	20
Frame Installation (FS 35 and FS 46)	21-1	21
Frame Installation (FS 57 and FS 69)	22-1	22
Frame Installation Assembly (FS 80)	23-1	23
Frame Installation Assembly (FS 91)	24-1	24
Forward Fuselage (FS 105 to FS 115)	25-1	25
Frame Installation (FS 105)	26-1	26
Frame Installation Assembly (FS 115)	27-1	27
Beam and Pedal Support Installation (Pilot)	28-1	28
Floor Installation Assembly, Pilot (Center) (FS 98 to FS 125)	29-1	29
Floor Installation Assembly, Pilot (Left and Right Sides) (FS 98 to FS 125)	30-1	30
Shelf Installation Assembly, FWD Avionics Bay LH	31-1	31
Shelf, Duct Assembly LH FAB	32-1	32
Shelf Installation Assembly, FWD Avionics Bay RH	33-1	33
Shelf, Duct Assembly RH FAB	34-1	34
Gun Fairing Assembly (FS 103)	35-1	35

TABLE OF CONTENTS - Continued

	Page	Illus/ Figure
Canopy Installation	36-1	36
Structure Installation, Rollover	37-1	37
Bow Beam Installation LH	38-1	38
Bow Beam Installation RH	39-1	39
Vent Installation Assembly	40-1	40
Panel Installation Assembly, Upper AFT	41-1	41
Canopy Installation Assembly LH	42-1	42
Door and Bumper Installation, Copilot/Gunner	43-1	43
Door and Bumper Installation, Pilot	44-1	44
Mechanical Installation, Door (Lever, Pulleys and Cable Assembly) Copilot/Gunner and Pilot	45-1	45
Mechanical Installation, Door (Locking Bars, Push Rods and Handles) Copilot/Gunner and Pilot	46-1	46
Door Assembly, Canopy, Copilot/Gunner (Upper)	47-1	47
Door Assembly, Canopy, Copilot/Gunner (Lower)	48-1	48
Door Assembly, Canopy, Pilot (Upper)	49-1	49
Door Assembly, Canopy, Pilot (Lower)	50-1	50
Canopy Transparencies Installation	51-1	51
Fitting Installation, Fuselage Fairing Support (Part 1)	52-1	52
Fitting Installation, Fuselage Fairing Support (Part 2)	53-1	53
Doubler Installation Assembly (FS 125)	54-1	54
Center Fuselage Access Doors and Panels	55-1	55
Center Fuselage Access Doors and Panels (Below WL 112)	56-1	56
Center Fuselage Handle and Footstep Installation	57-1	57
Bracket Assembly Installation, Rounds Counter Support	58-1	58
Closeout Installation and Cross Tube, Main Landing Gear	59-1	59
Bulkhead Installation Assembly (FS 125)	60-1	60
Frame and Intercostal Installation (FS 125 to FS 135)	61-1	61
Floor Installation, Pilot (Part 1) (FS 125 to FS 135)	62-1	62
Floor Installation, Pilot (Part 2) (FS 125 to FS 135)	63-1	63
Floor Installation, Pilot (FS 135 to FS 144)	64-1	64
Floor Installation, Pilot (FS 144 to FS 163)	65-1	65
Support Installation, Ammunition Chute (Part 1)	66-1	66
Support Installation, Ammunition Chute (Part 2)	66A-1	66A
Bulkhead Installation, Canted (Pilot)	67-1	67
Structure Installation Assembly, Upper Pilot Bulkhead (Left Side) (Part 1) ..	68-1	68
Structure Installation Assembly, Upper Pilot Bulkhead (Left Side) (Part 2) ..	69-1	69
Structure Installation Assembly, Upper Pilot Bulkhead (Right Side)	70-1	70
Structure Installation Assembly, Upper Pilot Bulkhead (Top)	71-1	71
Bulkhead Installation Assembly, Pilot	72-1	72

TABLE OF CONTENTS - Continued

	Page	Illus/ Figure
Frame Installation, Fuselage Center (FS 144 and FS 154)	73-1	73
Support Installation (FS 125 to FS 163)	74-1	74
Pan, Fuel Cell Restraint (FS 135 to FS163)	75-1	75
Frame and Intercostal Installation (FS163)	76-1	76
Frame and Intercostal Installation (FS176)	76A-1	76A
Frame and Intercostal Installation (FS 182 to FS199)	77-1	77
Frame Installation (FS199 to FS 214)	78-1	78
Support Installation, Ammunition Magazine	79-1	79
Frame Installation (FS230)	80-1	80
Frame and Intercostal Installation (FS 230 to FS 238)	81-1	81
Frame and Intercostal Installation (FS 247 to FS 269)	82-1	82
Longeron Installation	83-1	83
Skin and Stringer Installation (LH Side)	84-1	84
Skin and Stringer Installation (RH Side)	85-1	85
Dagger Installation, Fuselage Stringer Splice	86-1	86
Walkway Installation (FS 115 to FS 199) (Part 1)	87-1	87
Walkway Installation (LH Side) (FS 115 to FS 163) (Part 2)	88-1	88
Walkway Installation (RH Side) (FS 115 to FS 163) (Part 3)	89-1	89
Walkway Installation (LH Side) (FS 115 to FS 199) (Part 4)	90-1	90
Walkway Installation (RH Side) (FS 115 to FS 199) (Part 5)	91-1	91
Catwalk Installation, Upper Fuselage (FS 229 to FS 257)	92-1	92
Catwalk Installation, Upper Fuselage (FS 257 to FS 280)	93-1	93
Catwalk Installation, Upper Fuselage (FS 280 to FS 310)	94-1	94
Catwalk Installation, Upper Fuselage (FS 310 to FS 340)	95-1	95
Deck Installation Assembly (FS 158 to FS 188)	96-1	96
Deck Installation Assembly (FS 188 to FS 238)	97-1	97
Deck Installation Assembly (FS 238 to FS 258)	98-1	98
Deck Installation Assembly (FS 258 to FS 280)	99-1	99
Splice Installation (FS436 to FS 476) (Part 1)	100-1	100
Splice Installation (FS436 to FS 476) (Part 2)	101-1	101
Crew Station Sealing	102-1	102
Splice Plate Installation	103-1	103
AFT Fuselage Assembly LH	104-1	104
Electronic Compartment Installation LH	105-1	105
Stowage Compartment Installation LH	106-1	106
Frame Installation Assembly	107-1	107
Frame Installation Assembly	108-1	108
Skin and Stringer Installation Assembly LH (Part 1)	109-1	109
Skin and Stringer Installation Assembly RH (Part 2)	110-1	110
Skin and Stringer Installation Assembly LH (Part 3)	110A-1	110A
Skin and Stringer Installation Assembly LH (Part 4)	110B-1	110B

TABLE OF CONTENTS - Continued

	Page	Illus/ Figure
Skin and Stringer Installation Assembly LH (Part 5)	110C-1	110C
Support Installation Assembly, Nacelle Carry-Thru (FS 284)	111-1	111
Deck Installation Assembly (Brackets) (FS 280 to FS 300)	112-1	112
Deck Installation Assembly (Brackets) (FS 300 to FS 330)	113-1	113
Deck Installation Assembly (Brackets) (FS 330 to FS 370)	114-1	114
Deck Installation Assembly (Stringers)	115-1	115
AFT Fuselage Assembly RH	116-1	116
AFT Fuselage Door Assembly RH	117-1	117
Support Installation Assembly Electronic Compartment (Part 1)	118-1	118
Support Installation Assembly Electronic Compartment (Part 2)	119-1	119
Support Installation Assembly Electronic Compartment (Part 3)	120-1	120
AFT Fuselage Frame Installation RH (FS 290 to FS 310)	121-1	121
AFT Fuselage Frame Installation RH (FS 310 to FS 370)	122-1	122
Drain Pan Installation, Tail Boom Fluid	123-1	123
Tailboom Assembly (Part 1)	124-1	124
Tailboom Assembly (Part 2)	125-1	125
Skin Installation FS 515	125A-1	125A
Empennage Installation	126-1	126
Spar Box Assembly, Vertical Stabilizer	127-1	127
Bracket Assembly, Upper Closing Rib, Vertical Stabilizer	128-1	128
Stabilizer, Vertical Tip and Antenna Trailing Edge Assembly	129-1	129
Spar Assembly, Forward Vertical Stabilizer	130-1	130
Stabilizer, Vertical Lower Leading Edge Fairing Installation	131-1	131
Stabilizer, Vertical Lower Leading Edge Fairing Installation	131A-1	131A
Stabilizer, Vertical Center Leading Edge Fairing Installation	132-1	132
Stabilizer, Vertical Upper Leading Edge Fairing Installation	133-1	133
Stabilator Assembly (Outer)	134-1	134
Stabilator Assembly (Spars)	135-1	135
Stabilator Assembly (Ribs)	136-1	136
Wing Installation	137-1	137
Wing Assembly, Aircraft Rib Installation	138-1	138
Wing Assembly, Aircraft Skin and Stringer Panel Installation	139-1	139
Wing Assembly, Aircraft Spar Installation	140-1	140
Wing Assembly, Aircraft Trailing Edge Installation	141-1	141
Fairing Installation, Nose Gearbox	142-1	142
Fairing Installation, Fuselage	143-1	143
Fairing Assembly, Doghouse	144-1	144
Fairing Installation Assembly, Main Rotor Shaft	145-1	145
Fairing Installation Assembly, Main Rotor Shaft	145A-1	145A
Cover Assembly, Sensor AN/AVR2A	145B-1	145B
Fairing Installation Assembly, Main Rotor Shaft (Center Section)	146-1	146

TABLE OF CONTENTS - Continued

	Page	Illus/ Figure
Frame Installation Assembly, Upper Fuselage Fairing (FS 219 to FS 231)	147-1	147
Support Installation Assembly, Door Hinges and Upper Fuselage Fairings ..	148-1	148
Door Installation Assembly, Upper Fuselage Fairing LH (FS 230 to FS 270)	149-1	149
Door Installation Assembly, Upper Fuselage Fairing RH (FS 230 to FS 270)	150-1	150
Fairing Installation Assembly (LH Side) (FS 270 to FS 313)	151-1	151
Fairing Installation RH (FS 270 to FS 313)	152-1	152
Door Installation Assembly, Upper Fuselage Fairing (FS 270 to FS 313)	153-1	153
Fairing Installation Assembly, Hydraulic Access RH (FS 313 to FS 340)	154-1	154
Door Installation Assembly LH (FS 313 to FS 340)	155-1	155
Fairing Installation (FS 340 to FS 370)	156-1	156
Fairing Installation Assembly, Tail Rotor Shaft (FS 370 to FS 450)	157-1	157
Fairing Installation Assembly, Tail Rotor Shaft (FS 450 to FS 503)	158-1	158
Fairing Installation Assembly, Tailboom Closeout	159-1	159
Fairing, Antenna Installation, ADF Sensor	160-1	160
Fairing Installation Assembly, Doppler (FS 330)	161-1	161
Fairing Installation Assembly, Louver (FS 221 to FS 247)	162-1	162
Fairing Installation Assembly, FAB Extension	163-1	163
Fairing Installation Assembly, FAB Extension	163A-1	163A
Fairing Installation, Ammunition Feed System LH	164-1	164
Fairing, Fuselage LH (FS 163 to FS 189)	165-1	165
Fairing Assembly, Fuselage LH (FS 115 to FS 163)	166-1	166
Fairing Installation, Ammunition Feed System RH	167-1	167
Fairing, Ammunition Feed RH (FS 163 to FS 189)	168-1	168
Fairing, Ammunition Feed RH (FS 115 to FS 163)	169-1	169
Panel Installation, Transmission Access	170-1	170
Support Installation, Transmission Access Panel	171-1	171
Longeron Installation, Upper Fuselage Fairing	172-1	172
Engine Nacelle Installation	173-1	173
Door, Access, Work Platform	174-1	174
Nacelle Assembly, LH Doors (Part 1)	175-1	175
Nacelle Assembly, RH Doors (Part 1)	176-1	176
Nacelle Assembly (Part 2)	177-1	177
Nacelle Assembly (Part 3)	178-1	178
Nacelle Assembly (Part 4)	179-1	179
Door Installation, Engine Access and Ventilation	180-1	180
Firewall Assembly LH (Part 1)	181-1	181
Firewall Assembly LH (Part 2)	182-1	182
Firewall Assembly LH (Part 3)	183-1	183
Firewall Assembly RH (Part 1)	184-1	184

TABLE OF CONTENTS - Continued

	Page	Illus/ Figure
Firewall Assembly RH (Part 2)	185-1	185
Firewall Assembly RH (Part 3)	186-1	186
Skin and Louver Installation, Nacelle	187-1	187
Frame Installation, Canted Nacelle	188-1	188
Air Inlet Assembly	189-1	189
Support Installation, Rotor	190-1	190
Glareshield Installation, Forward LH (Curtain and Extension)	191-1	191
Glareshield Assembly, Forward Fixed LH	192-1	192
Glareshield Installation, Forward RH (Curtain and Extension)	193-1	193
Glareshield Assembly, Forward Fixed RH	194-1	194
Glareshield Installation, AFT LH (Curtain and Extension)	195-1	195
Glareshield Installation, AFT RH (Curtain and Extension)	196-1	196
Glareshield Assembly, AFT Fixed	197-1	197
Glareshield Installation, AFT Vertical	198-1	198
Instrument Panel Installation, Copilot/Gunner	199-1	199
Console Installation, Copilot/Gunner (LH Side)	200-1	200
Console Installation, Copilot/Gunner (RH Side)	201-1	201
Instrument Panel Installation, Pilot (Part 1)	202-1	202
Instrument Panel Installation, Pilot (Part 2)	203-1	203
Console Installation, Pilot (LH Side)	204-1	204
Panel Assembly, AFT Cockpit Stow Box	205-1	205
Console Installation, Pilot (RH Side)	206-1	206
Armored Crew Seat Installation	207-1	207
Seat, Aircraft, Armored	208-1	208
Seat, Aircraft, Armored (Restraint)	209-1	209
Seat, Armored/Cushion (Wing Panels, Cushions and Bucket) (Norton)	210-1	210
Seat, Armored/Cushion (Wing Panels, Cushions and Bucket) (Ceradyne) ..	211-1	211
Bucket Assembly	212-1	212
Frame Assembly (Handle, Track and Attenuator)	213-1	213
Frame Assembly (Crossmembers)	214-1	214
Frame Assembly (Fittings)	215-1	215
Non-Transparent Barrier Assembly	216-1	216
Transparent Barrier Installation	217-1	217
Armor Side and Floor Panels (FS 46 to FS 69)	218-1	218
Armor Side Panels (FS 115 to FS 145)	219-1	219
Scuff Plate Installation, Pilot and Copilot/Gunner	220-1	220
Compartment, Map Stowage (Copilot/Gunner) and Holster Installation, IHADSS Display Unit	221-1	221
Fairing Installation, Sensor Surveying Unit Mount (Copilot/Gunner)	222-1	222
Boresight Mount Installation, AFT Cockpit	223-1	223
Thermal Insulation Installation, Cockpit	224-1	224

TABLE OF CONTENTS - Continued

	Page	Illus/ Figure
Pouch Installation, Mask (Cockpit)	225-1	225
Foot Guard, Seat Installation (Pilot and Copilot/Gunner) and Mirror Installation (Copilot/Gunner)	226-1	226
Plate Installation, Mount Sensor Surveying Unit	227-1	227
Wire Strike Protection Installation, Lower	228-1	228
Wire Strike Protection Installation, Upper	229-1	229
Wire Strike Protection Installation, TADS/PNVS	230-1	230
Cutter Cable, Aircraft, PNVS	231-1	231
Mount, Sensor, Foward (Left Side) AH-64A/AVR-2A	231A-1	231A
Mount, Sensor, Foward (Right Side) AH-64A/AVR-2A	231B-1	231B
Mount, Sensor, AFT (Left Side) AH-64A/AVR-2A	231C-1	231C
Mount, Sensor, AFT (Right Side) AH-64A/AVR-2A	231D-1	231D
Connector, Stowage Installation AH-64A/AVR-2A	231E-1	231E
Vent Installation AH-64A/AVR-2A	231F-1	231F
Doubler Installation, AGES Connector AH-64A/AVR-2A	231G-1	231G
Grommet Installation, Wire Feed Thru AH-64A/AVR-2A	231H-1	231H
Clamping Stations Installation, Tailboom AH-64A/AVR-2A	231I-1	231I
Shelf Installation, AFT Avionics Bay, LH AH-64A/AVR-2A	231J-1	231J
 Group 03		
Landing Gear		
Landing Gear Installation (Main and Tail)	232-1	232
Main Landing Gear Installation	233-1	233
Wire Strike Protection Installation, Main Landing Gear	234-1	234
Wheel, Landing Gear (Parker-Hannifin)	235-1	235
Wheel, Landing Gear (Goodyear)	236-1	236
Landing Gear Assembly	237-1	237
Tail, Landing Gear Assembly	238-1	238
Wire Strike Protection Installation, Tail Landing Gear	239-1	239
Wheel Assembly, Tail Landing Gear (Parker-Hannifin)	240-1	240
Wheel Assembly, Tail Landing Gear (Goodyear)	241-1	241
Landing Gear, Fixed Tail Landing Gear Subassembly (Fork and Arm)	242-1	242
Shock Strut Assembly, Fixed Tail Landing Gear	243-1	243
Landing Gear, Fixed Tail Landing Gear Subassembly (Gear Lock and Actuator)	244-1	244
Brake System Installation (Master Cylinders)	245-1	245
Brake System Installation (Forward Tubing) (Part 1)	246-1	246
Brake System Installation (Forward Tubing) (Part 2)	247-1	247
Brake System Installation (Upper Tubing) LH	248-1	248
Brake System Installation (Upper Tubing) RH	249-1	249
Brake System Installation (Parking Brake Cable and Valves)	250-1	250
Valve, Rotary, Direct	251-1	251
Brake System Installation (AFT Lower Tubing) (Left Side)	252-1	252

TABLE OF CONTENTS - Continued

	Page	Illus/ Figure
Brake System Installation (AFT Lower Tubing) (Right Side)	253-1	253
Brake, Single Disk (Goodyear)	254-1	254
Brake, Single Disk (Parker-Hannifin)	255-1	255
Group 04 Power Plants		
Panel Assembly, Emergency Power Check	256-1	256
Engine Subsystems Installation (Inlet Particle Separator and Primary Nozzle)	257-1	257
Engine Starter Installation	258-1	258
Bleed Air and Anti-Icing System Installation	259-1	259
Engine Nacelle Subsystem Installation (Rods and Supports)	260-1	260
Engine Nacelle Subsystem Installation (Cowl and Actuator Tubing)	261-1	261
Engine Nacelle Subsystem Installation (Radiation Shields)	262-1	262
Engine Quick Change Drain System	263-1	263
Engine Quick Change Mount Assembly	264-1	264
Engine Firewall Louver Installation	265-1	265
Louver Assembly, Engine Cooling	266-1	266
Nozzle Installation, Secondary Infrared Suppressor	267-1	267
Nozzle Assembly, Secondary IRS (Outboard and Center)	268-1	268
Nozzle Assembly, Secondary IRS (Inboard)	269-1	269
Control Unit, Turbine Engine Speed	270-1	270
Engine Control Subsystem Installation (FS 71 to FS 103)	271-1	271
Engine Control Subsystem Installation (FS 103 to FS 140)	272-1	272
Quadrant Assembly, Pilot Power (Panel and Levers)	273-1	273
Quadrant Assembly, Pilot Power (Mechanism and Seals)	274-1	274
Quadrant Assembly, Pilot Power (Part 1)	275-1	275
Quadrant Assembly, Pilot Power (Part 2)	276-1	276
Quadrant Assembly, Pilot Power (Part 3)	277-1	277
Lever, Remote Control	278-1	278
Quadrant, Control Copilot/Gunner	279-1	279
Engine Control Subsystem Installation (FS 140 to FS 219)	280-1	280
Engine Control Subsystem Installation (FS 175 to FS 219)	281-1	281
Engine Controls Installation (LH Nacelle)	282-1	282
Engine Buildup Assembly LH	283-1	283
Engine Controls Installation (RH Nacelle)	284-1	284
Engine Buildup Assembly RH	285-1	285
Wiring Installation, No. 1 Engine (Part 1)	286-1	286
Wiring Installation, No. 1 Engine (Part 2)	287-1	287
Wiring Installation, No. 2 Engine (Part 1)	288-1	288
Wiring Installation, No. 2 Engine (Part 2)	289-1	289

TABLE OF CONTENTS - Continued

	Page	Illus/ Figure
Group 05		
Rotors		
Main Rotor Head and Blade Installation	290-1	290
Head, Rotary Wing (Dampers)	291-1	291
Head, Rotary Wing (Housing and Links)	292-1	292
Head, Rotary Wing (Strap)	293-1	293
Head, Rotary Wing (Hub)	294-1	294
Blade, Rotary Wing	295-1	295
Tail Rotor Installation (Head Blades)	296-1	296
Blade, Rotary Rudder, Tail Rotor	297-1	297
Group 06		
Drive Train		
Drive System Shaft and Coupling Installation (FS 220 to FS 249)	298-1	298
Drive System Shaft and Coupling Installation (FS 253 to FS 551)	299-1	299
Drive System Shaft and Coupling Installation (Dampers and Anti-Flail)	300-1	300
Main Transmission and Lube System Installation (Drive Shaft and Mast)	301-1	301
Main Transmission and Lube System Installation (Hoses and Heat Exchanger) (LH Side)	302-1	302
Main Transmission and Lube System Installation (Hoses and Heat Exchanger) (RH Side)	303-1	303
Mast Assembly, Air Data Sensor	304-1	304
Transmission, Main (Part 1)	305-1	305
Transmission, Main (Part 2)	306-1	306
Transmission, Main (Part 3)	307-1	307
Transmission, Main (Part 4)	308-1	308
Transmission, Main (Part 5)	309-1	309
Rotor, Disc Brake (Parker-Hannifin)	310-1	310
Rotor, Disc Brake (Goodyear)	311-1	311
Main Transmission Seal Drain Tube Installation	312-1	312
Engine Nose Gearbox Installation	313-1	313
Gearbox, Engine Nose	314-1	314
Bowl Assembly, Lube Pump	315-1	315
Intermediate Gearbox Installation	316-1	316
Brace Installation, Tail Rotor Gearbox	317-1	317
Tail Rotor Gearbox Installation	318-1	318
Group 07		
Hydraulic/Pneumatic Systems		
Hydraulic System Installation (FS 165 to FS 199) (LH Side)	319-1	319
Manifold, Hydraulic (Part 1)	320-1	320
Manifold, Hydraulic (Part 2)	321-1	321
Manifold Assembly, Reservoir	322-1	322
Hydraulic System Installation (FS 165 to FS 230) (RH Side)	323-1	323

TABLE OF CONTENTS - Continued

	Page	Illus/ Figure
Utility Pump and Tube Assembly	324-1	324
Main Rotor Servocylinder, Grounding Cable and Mounting Hardware	325-1	325
Servocylinder Assembly, Main Rotor, Collective and Lateral (Valves and Filters)	326-1	326
Servocylinder Assembly, Main Rotor, Longitudinal (Valves and Filters)	327-1	327
Control Pressure Tube Assembly (FS 165 to FS 230)	328-1	328
Control Return Tube Assembly (FS 165 to FS 230)	329-1	329
Hydraulic System Installation (FS 199 to FS 230) (LH Side)	330-1	330
Hydraulic System Installation below WL 145, Forward of FS 230 (LH Side) .	331-1	331
Hydraulic System Installation (FS 230 to FS 370) (LH Side)	332-1	332
Hydraulic System Installation (FS 230 to FS 255) (RH Side)	333-1	333
Hydraulic System Installation (FS 255 to FS 290) (RH Side)	334-1	334
Accumulator, Hydraulic	335-1	335
Tube Assembly, Metal	336-1	336
Hydraulic System Installation (FS 290 to FS 310) (RH Side)	337-1	337
Hydraulic System Installation (FS 310 to FS 340) (RH Side)	338-1	338
Manifold, Hydraulic (Part 1)	339-1	339
Manifold, Hydraulic (Part 2)	340-1	340
Manifold, Hydraulic (Part 3)	341-1	341
Manifold Assembly, Utility	342-1	342
Primary Ground Service Panel Assembly	343-1	343
Pump, Hydraulic RAM	344-1	344
Utility Ground Service Panel Assembly	345-1	345
Primary Pressure Tube Assembly	346-1	346
Return Tube Assembly	347-1	347
Hydraulic System Installation, AFT Tailboom (LH Side)	348-1	348
Hydraulic System Installation, AFT Tailboom (RH Side)	349-1	349
Utility Pressure and Return Tube Assembly	350-1	350
Utility Auxiliary Pressure and Return Tube Assembly (Part 1)	351-1	351
Utility Auxiliary Pressure and Return Tube Assembly (Part 2)	352-1	352
Accumulator, Hydraulic Utility System	353-1	353
Hydraulic System Installation (Wing)	354-1	354
Hydraulic System Installation (Vertical Stabilizer)	355-1	355
Servocylinder, Tail Rotor (Valves and Filters)	356-1	356
Hydraulic Line and Tailboom Armor Installation	357-1	357
Pressurized Air System Installation (FS 176 to FS 250) (Lower)	358-1	358
Pressurized Air System Installation (FS 250 to FS 330) (Lower)	359-1	359
Pressurized Air System Installation (FS 176 to FS 330) (Hydraulic Manifolds Precharge)	360-1	360
Pressurized Air System Installation (FS 223) (Part 1)	361-1	361
Pressurized Air System Installation (FS 223) (Part 2)	362-1	362

TABLE OF CONTENTS - Continued

	Page	Illus/ Figure
Pressurized Air System Installation (FS 220 to FS 250) (Part 3)	363-1	363
Rotor, Compressor, Gas	364-1	364
Particle Separator Assembly	365-1	365
Pressurized Air System Installation (FS 174 to FS 250) (Upper)	366-1	366
Pressurized Air System Installation (FS 247)	367-1	367
Pressurized Air System Installation (FS 250 to FS 280) (Part 4)	368-1	368
Pressurized Air System, Nacelle	369-1	369
 Group 08 Instrument System		
Pilot and Copilot/Gunner Instrument Panel (Engine Instruments)	370-1	370
Access, Indicator, Engine Torque	371-1	371
Access, Indicator, Engine Rotor RPM	372-1	372
Access, Indicator, Turbine Gas Temperature	373-1	373
Access, Indicator, Gas Generator, RPM	374-1	374
Access, Indicator, Engine Oil Pressure	375-1	375
Access, Digital Display Panel, Selectable Parameter, Copilot/Gunner	376-1	376
Access, Indicator, Engine Fuel Quantity	377-1	377
Dim and Test Unit	378-1	378
Control Box, Electronic, Windshield Anti-Ice	379-1	379
Signal Conditioner, Power Supply Dimmer, Engine Out Warning Alarm, Signal Data Converter	380-1	380
Tray Assembly, Instrument	381-1	381
Access, Signal Data Converter	382-1	382
Chassis, Electrical	383-1	383
Electronic Component Assembly	384-1	384
Plate, Rear Assembly	385-1	385
Pilot and Copilot/Gunner Instrument Panel (Flight Instruments)	386-1	386
Pitot Static System Installation (FS 115 to FS 230) LH	387-1	387
Pitot Static System Installation, Pilot RH	388-1	388
Pitot Static System Installation, Copilot/Gunner RH	389-1	389
Pitot Static System Installation (FS 125 to FS 295) RH	390-1	390
Pitot Static System Installation (Wing)	391-1	391
Pilot and Copilot/Gunner Instrument Panel (Miscellaneous Instruments)	392-1	392
 Group 09 Electrical System		
Wiring Installation, Main Rotor (De-Ice and Air Data Sensor) and Wiring Harness, W109	393-1	393
Distribution Box Installation, Electrical Power	394-1	394
Box Assembly, Distribution, Electrical Power (Upper)	395-1	395
Box Assembly, Distribution, Electrical Power (Lower)	396-1	396
Box Assembly, Distribution, Electrical Power (Structure)	397-1	397
Box Assembly, Distribution, Electrical Power (Wire Harness)	398-1	398

TABLE OF CONTENTS - Continued

	Page	Illus/ Figure
Control, Generator	399-1	399
Wiring Harness, W668 (Part 1)	400-1	400
Wiring Harness, W668 (Part 2)	401-1	401
Wiring Harness, W668 (Part 3)	402-1	402
Wiring Harness, W668 (Part 4)	403-1	403
Panel Installation, Circuit Breaker (Pilot)	404-1	404
Circuit Breaker Installation	404A-1	404A
Box Assembly, Circuit Breaker (Pilot)	405-1	405
Wiring Harness, W605 (Part 1)	406-1	406
Wiring Harness, W605 (Part 2)	407-1	407
Relay Box Installation, Engine 1 and 2 Start	408-1	408
Relay Box Assembly, Engine 1 and 2 Start (A330)	409-1	409
Wiring Harness, W652	410-1	410
Transducer, Stabilator Airspeed	411-1	411
Switch, Squat	412-1	412
Generators and Electrical Component Installation (WL 145)	413-1	413
Panel Assembly, Electrical Power (Pilot)	414-1	414
Electrical Component Installation (AFT Avionics Bay)	415-1	415
Connector, External Power Receptacle (J14)	416-1	416
Switch, External Power Access Door and Open Canopy Indicator	417-1	417
Battery and Battery Charger	418-1	418
Panel Assembly, Circuit Breaker No. 2 (Copilot/Gunner)	419-1	419
Panel Assembly, Circuit Breaker No. 1 (Copilot/Gunner)	420-1	420
Wiring Harness, W621	421-1	421
Panel Assembly, Interior/Exterior Lights (Pilot)	422-1	422
Dimming Multi-Channel Controller Assembly (Data Products)	423-1	423
Chassis Assembly, Dimming Controller (Data Products)	424-1	424
Utility and Glareshield Light Assembly (Copilot/Gunner)	425-1	425
Utility and Glareshield Light Assembly (Pilot)	426-1	426
Panel Assembly, Interior Lights (Copilot/Gunner)	427-1	427
Light Assembly, Utility Alligator Clamp Maintenance and Cable Assembly, Maintenance Light	428-1	428
Exterior Light Installation, Wing	429-1	429
Light Subassembly, Anti-Collision	430-1	430
Exterior Light Installation, AFT Fuselage	431-1	431
Electrical Component Installation, RH Forward Avionics Bay	432-1	432
Wiring Installation, Nose (FS 35 to FS 57) LH	433-1	433
Wiring Installation, Nose (FS 35 to FS 57) RH	434-1	434
Wiring Harness, W255 (Part 1)	435-1	435
Wiring Harness, W255 (Part 2)	436-1	436
Wiring Harness, W255 (Part 3)	437-1	437

TABLE OF CONTENTS - Continued

	Page	Illus/ Figure
Wiring Harness, W261 (Part 1)	438-1	438
Wiring Harness, W261 (Part 2)	439-1	439
Wiring Harness	440-1	440
Wiring Installation, Copilot/Gunner Console LH	441-1	441
Wiring Harness, W195, W197 and W219	442-1	442
Wiring Harness, W145	443-1	443
Wiring Installation, Copilot/Gunner Console (FS 57 to FS 98) RH	444-1	444
Wiring Harness, W210	445-1	445
Wiring Harness, W262	446-1	446
Wiring Harness, W266 (Part 1)	447-1	447
Wiring Harness, W266 (Part 2)	448-1	448
Wiring Harness, W266 (Part 3)	449-1	449
Wiring Installation, below Copilot/Gunner Floor (FS 35 to FS 91)	450-1	450
Wiring Installation, Pilot Instrument Panel (Part 1)	451-1	451
Wiring Installation, Pilot Instrument Panel (Part 2)	452-1	452
Wiring Harness, W645	453-1	453
Wiring Harness, W647	454-1	454
Matrix Assembly, Pilot Instrument Panel (A326)	455-1	455
Wiring Harness, W646	456-1	456
Support, Distributor	457-1	457
Wiring Installation, Pilot Console LH (Part 1)	458-1	458
Wiring Installation, Pilot Console LH (Part 2)	459-1	459
Wiring Installation, Pilot Console LH (Part 3)	460-1	460
Wiring Harness, W117 (Part 1)	461-1	461
Wiring Harness, W117 (Part 2)	462-1	462
Wiring Harness, W117 (Part 3)	463-1	463
Wiring Harness, W119 (Part 1)	464-1	464
Wiring Harness, W119 (Part 2)	465-1	465
Wiring Harness, W119 (Part 3)	466-1	466
Wiring Harness, W119 (Part 4)	467-1	467
Wiring Harness, W220	468-1	468
Wiring Installation, Pilot Console RH (Part 1)	469-1	469
Wiring Installation, Pilot Console RH (Part 2)	470-1	470
Wiring Harness, W187 and W188	471-1	471
Wiring Harness, W190	472-1	472
Wiring Harness, W207 and W212	473-1	473
Wiring Harness, W224	474-1	474
Wiring Harness, W116 (Part 1)	475-1	475
Wiring Harness, W116 (Part 2)	476-1	476
Wiring Harness, W116 (Part 3)	477-1	477
Wiring Harness, W118 (Part 1)	478-1	478

TABLE OF CONTENTS - Continued

	Page	Illus/ Figure
Wiring Harness, W118 (Part 2)	479-1	479
Wiring Harness, W118 (Part 3)	480-1	480
Wiring Harness, W118 (Part 4)	481-1	481
Wiring Harness, W201	482-1	482
Wiring Installation, below Pilots Floor (FS 91 to FS 163) (Part 1)	483-1	483
Wiring Installation, below Pilots Floor (FS 91 to FS 163) (Part 2)	484-1	484
Wiring Installation, below Pilots Floor (FS 91 to FS 163) (Part 3)	485-1	485
Wiring Installation, Forward Fuel Tank	486-1	486
Wiring Installation, Forward Avionics Bay LH	487-1	487
Wiring Installation, Forward Avionics Bay RH (Part 1)	488-1	488
Wiring Installation, Forward Avionics Bay RH (Part 2)	488A-1	488A
Wiring Installation, Main Transmission	489-1	489
Wiring Harness, Oil Pressure Transducer W159 and W167	490-1	490
Wiring Installation, Ammo Bay (Part 1)	491-1	491
Wiring Installation, Ammo Bay (Part 2)	492-1	492
Wiring Harness, W268	493-1	493
Wiring Installation, Wings (Part 1)	494-1	494
Wiring Installation, Wings (Part 2)	495-1	495
Wiring Harness, W155	496-1	496
Wiring Harness, W157	497-1	497
Wiring Harness, W156	498-1	498
Wiring Harness, W158	499-1	499
Wiring Installation, Pylon	500-1	500
Wiring Harness, W601	501-1	501
Wiring Installation, AFT Deck LH (Part 1)	502-1	502
Wiring Installation, AFT Deck LH (Part 2)	503-1	503
Wiring Installation, AFT Deck LH (Part 3)	504-1	504
Wiring Installation, AFT Deck LH (Part 4)	505-1	505
Wiring Installation, AFT Deck LH (Part 5)	506-1	506
Wiring Installation, AFT Deck LH (Part 6)	507-1	507
Wiring Installation, AFT Deck LH (Part 7)	508-1	508
Wiring Harness, W211 (Part 1)	509-1	509
Wiring Harness, W211 (Part 2)	510-1	510
Wiring Harness, W211 (Part 3)	511-1	511
Relay Box Installation, Stabilator	512-1	512
Wiring Harness, W191	513-1	513
Wiring Installation, AFT Deck RH (Part 1)	514-1	514
Wiring Installation, AFT Deck RH (Part 2)	515-1	515
Wiring Installation, AFT Deck RH (Part 3)	516-1	516
Wiring Harness, W102 (Part 1)	517-1	517
Wiring Harness, W102 (Part 2)	518-1	518

TABLE OF CONTENTS - Continued

	Page	Illus/ Figure
Wiring Harness, AM/FM Tail Antenna, W209	519-1	519
Wiring Harness, W216, W218, W232	520-1	520
Wiring Harness, W264	521-1	521
Wiring Installation, AFT Fuel Tank	522-1	522
Wiring Installation, AFT Avionics Bay (FS 280 to FS 290) (Part 1)	523-1	523
Wiring Installation, AFT Avionics Bay (FS 280 to FS 290) (Part 2)	524-1	524
Wiring Installation, AFT Avionics Bay (FS 280 to FS 290) (Part 3)	525-1	525
Wiring Installation, AFT Avionics Bay (FS 290 to FS 310) (Part 4)	526-1	526
Filter, Radio Frequency	527-1	527
Wiring Harness, W108 (Part 1)	528-1	528
Wiring Harness, W108 (Part 2)	529-1	529
Distributor Box Assembly, AFT Avionics Bay	530-1	530
Wiring Installation, Tailboom (Part 1)	531-1	531
Wiring Installation, Tailboom (Part 2)	532-1	532
Wiring Installation, Tailboom (Part 3)	533-1	533
Wiring Installation, Tailboom (Part 4)	534-1	534
Wiring Installation, Tailboom (Part 5)	535-1	535
Wiring Harness, W170	536-1	536
Wiring Harness, ADF Loop Antenna W182, W183 and W184	537-1	537
Wiring Harness, W189	538-1	538
Wiring Harness, W202 and W203	539-1	539
Wiring Harness, W143	540-1	540
Wiring Harness, W213	541-1	541
Wiring Installation, Vertical Stabilator	542-1	542
Wiring Harness, W171	543-1	543
Wiring Harness, W115	544-1	544
Wiring Harness, W154	545-1	545
Wiring Installation, Tail Rotor (De-Ice)	546-1	546
Caution and Warning Components	547-1	547
Panel, Fault-Function, Pilot (A106) (Housing)	548-1	548
Panel, Fault-Function, Pilot (A106) (Indicator Lights)	549-1	549
Panel, Fault-Function, Copilot/Gunner (A157) (Housing)	550-1	550
Panel, Fault-Function, Copilot/Gunner (A157) (Indicator Lights)	551-1	551
Panel, Fault-Function, Pilot (DS28) Copilot/Gunner (DS31)	552-1	552
Accelerometers	553-1	553
Alarm Unit, Control	554-1	554
Wiring Harness W226 KYK-13 Interface	554A-1	554A
Wiring Harness, EGI Attenuator W234	554B-1	554B
Wiring Harness, Antenna Attenuator W227	554C-1	554C
Cable Routing (Part 1) AH-64A/AVR-2A	554D-1	554D
Cable Routing (Part 2) AH-64A/AVR-2A	554E-1	554E

TABLE OF CONTENTS - Continued

	Page	Illus/ Figure
Cable Routing (Part 3) AH-64A/AVR-2A	554F-1	554F
Cable Routing (Part 4) AH-64A/AVR-2A	554G-1	554G
Wiring Harness, APR-39 Tie W670 AH-64A/AVR-2A	554H-1	554H
Wiring Harness, Left Sensor W671 AH-64A/AVR-2A	554I-1	554I
Wiring Harness, Right Sensor W672 AH-64A/AVR-2A	554J-1	554J
Wiring Harness, AVR-2 Power W673 AH-64A/AVR-2A	554K-1	554K
Wiring Harness, Blkg/AGES W674 AH-64A/AVR-2A	554L-1	554L
Group 10 Fuel System		
Fuel Cell Installation (Forward)	555-1	555
Tank, Fuel, Aircraft (Amfuel)	556-1	556
Tank, Fuel, Aircraft (Goodyear)	557-1	557
Fuel Cell Installation (AFT)	558-1	558
Tank, Fuel, Aircraft (Amfuel)	559-1	559
Tank, Fuel, Aircraft (Goodyear)	560-1	560
Panel Assembly, Fuel (Pilot)	561-1	561
Panel Assembly, Fuel (Copilot/Gunner)	562-1	562
Refueling and Transfer Fuel System (Panel Assembly)	563-1	563
Refueling and Transfer Fuel System (FS 135 to FS 168)	564-1	564
Refueling and Transfer Fuel System (FS 176 to FS 230)	565-1	565
Refueling and Transfer Fuel System (Air Valve and Fuel Pump)	566-1	566
Refueling and Transfer Fuel System (FS 230 to FS 280)	567-1	567
Manifold, Fuel Service	568-1	568
Valve, Fuel-Defuel	569-1	569
Fuel Vent System (Forward Cell)	570-1	570
Fuel Vent System (AFT Cell)	571-1	571
Engine Fuel Supply Installation (FS 172 to FS 222)	572-1	572
Engine Fuel Supply Installation (FS 222 to FS 225)	573-1	573
Engine Fuel Supply Installation (FS 230) RH	574-1	574
Engine Fuel Supply Installation (FS 230 to FS 280)	575-1	575
Fuel Subsystem Installation (Forward Fuel Cell)	576-1	576
Fuel Subsystem Installation (AFT Fuel Cell)	577-1	577
Rigid Foam Armor, Fuel Cell (FWD and AFT)	578-1	578
Panel Assembly, N2 Inerting	579-1	579
Nitrogen Inerting Unit System Installation (Part 1)	580-1	580
Nitrogen Inerting Unit System Installation (Part 2)	581-1	581
Nitrogen Inerting Unit System Installation (Part 3)	582-1	582
Kit, Auxiliary Wing Tanks (2 Tanks) (Part 1)	583-1	583
Kit, Auxiliary Wing Tanks (2 Tanks) (Part 2)	584-1	584
Kit, Auxiliary Wing Tanks (4 Tanks) (Part 1)	585-1	585
Kit, Auxiliary Wing Tanks (4 Tanks) (Part 2)	586-1	586

TABLE OF CONTENTS - Continued

	Page	Illus/ Figure
Group 11 Flight Control System		
Rotor Controls, Upper Main (Pitch Links and Scissors)	587-1	587
Rotor Controls, Upper Main (Torque and Lateral Links)	588-1	588
Rotor Controls, Upper Main (Forward Longitudinals)	589-1	589
Rotor Controls, Upper Main (AFT Longitudinals)	590-1	590
Rotor Controls, Upper Main (Collective and Laterals)	591-1	591
Stick Installation, Collective (Pilot and Copilot/Gunner)	592-1	592
Control Stick, Aircraft (Pilot and Copilot/Gunner)	593-1	593
Grip Assembly, Control, Collective Stick (Pilot and Copilot/Gunner)	594-1	594
Switch Assembly	595-1	595
Stick Installation, Pilot Collective (Support)	596-1	596
Support Assembly, Collective Stick (Pilot)	597-1	597
Stick Installation, Copilot/Gunner Collective (Support)	598-1	598
Support Assembly, Collective Stick (Copilot/Gunner)	599-1	599
Protective Cover Installation, Collective Stick	600-1	600
Stick Installation, Pilot Cyclic	601-1	601
Control Stick, Aircraft	602-1	602
Housing Assembly, Cyclic Stick (Pilot)	603-1	603
Stick Installation, Copilot/Gunner Cyclic	604-1	604
Control Stick, Aircraft (Part 1)	605-1	605
Control Stick, Aircraft (Part 2)	606-1	606
Housing Assembly, Cyclic, Copilot/Gunner (Part 1)	607-1	607
Housing Assembly, Cyclic, Copilot/Gunner (Part 2)	608-1	608
Linkage Installation, Copilot/Gunner to Pilot Control (Directional) (Part 1) ...	609-1	609
SPAD Assembly, Directional (Copilot/Gunner)	610-1	610
Linkage Installation, Copilot/Gunner to Pilot Control (Directional) (Part 2) ...	611-1	611
Linkage Installation, Copilot/Gunner to Pilot Control (Directional) (Part 3) ...	612-1	612
Linkage Installation, Copilot/Gunner to Pilot Control (Collective)	613-1	613
Linkage Installation, Copilot/Gunner to Pilot Control (Longitudinal) (Part 1) ..	614-1	614
Linkage Installation, Copilot/Gunner to Pilot Control (Longitudinal) (Part 2) ..	615-1	615
Linkage Installation, Copilot/Gunner to Pilot Control (Lateral) (Part 1)	616-1	616
Linkage Installation, Copilot/Gunner to Pilot Control (Lateral) (Part 2)	617-1	617
Linkage Installation, Copilot/Gunner to Pilot Control (Lateral) (Part 3)	618-1	618
Linkage Installation, Control (FS 115 to FS 176) (Directional) (Part 1)	619-1	619
Linkage Installation, Control (FS 115 to FS 176) (Directional) (Part 2)	620-1	620
Linkage Installation, Control (FS 115 to FS 176) (Directional) (Part 3)	621-1	621
SPAD Assembly, Control, Pilot (Directional)	622-1	622
Bellcrank Assembly	623-1	623
Linkage Installation, Control (FS 115 to FS 176) (Collective) (Part 1)	624-1	624
Linkage Installation, Control (FS 115 to FS 176) (Collective) (Part 2)	625-1	625
Linkage Installation, Control (FS 115 to FS 176) (Longitudinal) (Part 1)	626-1	626

TABLE OF CONTENTS - Continued

	Page	Illus/ Figure
Linkage Installation, Control (FS 115 to FS 176) (Longitudinal) (Part 2)	627-1	627
SPAD Assembly, Control Pilot (Longitudinal)	628-1	628
Linkage Installation, Control (FS 115 to FS 176) (Lateral) (Part 1)	629-1	629
Linkage Installation, Control (FS 115 to FS 176) (Lateral) (Part 2)	630-1	630
Linkage Installation, Control (FS 115 to FS 176) (Lateral) (Part 3)	631-1	631
Feel Spring Cartridge and Magnetic Brake Installation (Directional)	632-1	632
Feel Spring Cartridge and Magnetic Brake Installation (Longitudinal)	633-1	633
Mechanism Assembly, Trim Feel Spring Cartridge (Longitudinal)	634-1	634
Feel Spring Cartridge and Magnetic Brake Installation (Lateral)	635-1	635
Brake Assembly, Magnetic	636-1	636
Panel Assembly, Automatic Stabilization Equipment	637-1	637
Computer, Dase	638-1	638
Actuator Assembly, Stabilator	639-1	639
Controller, Stabilator	640-1	640
Chassis, Electrical	641-1	641
Transducer, Stabilator Position	642-1	642
Pedal Installation, Pilot Station (Part 1)	643-1	643
Pedal Installation, Pilot Station (Part 2)	644-1	644
Pedal Installation, Pilot Station (Part 3)	645-1	645
Crank Assembly, Pedal Adjusting (Pilot)	646-1	646
Pedal Installation, Copilot/Gunner Station (Part 1)	647-1	647
Pedal Installation, Copilot/Gunner Station (Part 2)	648-1	648
Pedal Installation, Copilot/Gunner Station (Part 3)	649-1	649
Cover Installation, Protective (Pilot and Copilot/Gunner)	650-1	650
Linkage Installation, Tail Rotor Mid Fuselage (FS 164 to FS 216)	651-1	651
Linkage Installation, Tail Rotor AFT Fuselage (FS 275 to FS 477)	652-1	652
Linkage and Actuator Installation, Tail Rotor Controls (Part 1)	653-1	653
Linkage and Actuator Installation, Tail Rotor Controls (Part 2)	654-1	654
Linkage and Actuator Installation, Tail Rotor Controls (Part 3)	655-1	655
Pitch Control Installation, Tail Rotor (Part 1)	656-1	656
Pitch Control Installation, Tail Rotor (Part 2)	657-1	657
Swashplate, Controller	658-1	658
Group 12 Utility Systems		
Panel Assembly, Power Distribution, Pilot	659-1	659
Panel Assembly, Copilot/Gunner	660-1	660
Sensing Head Installation, Ice Detector; Controller, De-Icing; Relay Box Assembly, Engine Anti-Ice	661-1	661
Relay Assembly, Engine Anti-Ice	662-1	662
Signal Processor Unit Assembly, Ice Detector	663-1	663
Windshield Wiper Installation	664-1	664
Panel Assembly, Cockpit	665-1	665

TABLE OF CONTENTS - Continued

	Page	Illus/ Figure
Fire Extinguishing System Installation (Cockpit Panels)	666-1	666
Fire Extinguishing System Installation (Miscellaneous)	667-1	667
Fire Extinguishing System Installation (Tubing)	668-1	668
Fire Extinguishing System Installation (Detectors and Amplifiers)	669-1	669
Fire Extinguisher, Aircraft	670-1	670
Wiring Installation, LH Nacelle Fire Sensors	671-1	671
Wiring Installation, RH Nacelle Fire Sensors	672-1	672
Fire/Overheat Detector and Frame Installation, Engine Firewall Louver	673-1	673
Group 13 Environmental Control System		
Panel Assembly, Power Distribution, Pilot	674-1	674
Environmental Control Unit Installation	675-1	675
Regulator, Air Pressure	676-1	676
Cooling System Installation	677-1	677
Fan Installation	678-1	678
Thermal Switch Assembly LH and RH	679-1	679
Environmental Control Defogging System LH	680-1	680
Environmental Control Defogging System RH	681-1	681
Fuselage Environmental Control System (FS 154 to FS 180)	682-1	682
Fuselage Environmental Control System (FS 180 to FS 296)	683-1	683
Crew Environmental Control System (FS 57 to FS 125) LH	684-1	684
Crew Environmental Control System (FS 125 to FS 155) LH	685-1	685
Crew Environmental Control System RH	686-1	686
Group 15 Auxiliary Power Plant		
Auxiliary Power Unit Installation	687-1	687
Engine, Gas Turbine (Front)	688-1	688
Engine, Gas Turbine (Rear)	689-1	689
Engine, Gas Turbine (Wiring Harness)	690-1	690
Auxiliary Power Unit Mount and Drain Installation	691-1	691
Auxiliary Power System (Exhaust and Enclosure)	692-1	692
Enclosure Installation, APU (Upper and Lower Cover)	693-1	693
Enclosure Installation, APU (Front and Top Cover)	694-1	694
Group 16 Mission Equipment		
Switch, Toggle, Pylon Ground Maintenance	695-1	695
External Stores Subsystem	696-1	696
Pylon, Aircraft (Frame and Actuator)	697-1	697
Frame Assembly, Pylon	698-1	698
Rack, Bomb Ejector, Aircraft (Part 1)	699-1	699
Rack, Bomb Ejector, Aircraft (Part 2)	700-1	700
Ejector Assembly, Rack Pylon	701-1	701

TABLE OF CONTENTS - Continued

	Page	Illus/ Figure
Hardware Installation, Target Acquisition Designation Sight and Pilot Night Vision Sensor Assemblies	702-1	702
Countermeasure Installation (Part 1)	703-1	703
Countermeasure Installation (Part 2)	704-1	704
Countermeasure Installation (Part 3)	705-1	705
Countermeasure Installation (Part 4)	706-1	706
Cooling System Installation, Radar Jammer	707-1	707
Kit, Winterization System Installation	708-1	708
Covers, Antenna Blade	709-1	709
Wire Strike Protection Installation, Gun Deflector	710-1	710
Group 17 Emergency Equipment		
Canopy Severance Device Installation	711-1	711
Portable Fire Extinguisher Installation	712-1	712
First Aid Kit Installation (FWD and AFT Cockpits)	713-1	713
Group 60 Bulk Materials List		
Bulk Materials	Bulk-1	Bulk
Section III. SPECIAL TOOLS LIST		
Group 80 Special Tools		
Ground Support Kit (AVUM) (Part 1)	714-1	714
Ground Support Kit (AVUM) (Part 2)	715-1	715
Ground Support Kit (AVUM) (Part 3)	716-1	716
Airframe Special Equipment (AVIM)	717-1	717
Tool Kit, Special (AVUM) (Part 1)	718-1	718
Tool Kit, Special (AVUM) (Part 2)	719-1	719
Tool Kit (AVIM) (Part 1)	720-1	720
Tool Kit (AVIM) (Part 2)	721-1	721
Crane, Aircraft Mounted Maintenance (Part 1)	722-1	722
Crane, Aircraft Mounted Maintenance (Part 2)	723-1	723
Crane, Aircraft Mounted Maintenance (Part 3)	724-1	724
Crane, Aircraft Mounted Maintenance (Part 4)	725-1	725
Yoke Assembly, Elevation	726-1	726
Rigging Kit, Aircraft (Part 1)	727-1	727
Rigging Kit, Aircraft (Part 2)	728-1	728
Rigging Kit, Aircraft (Part 3)	729-1	729
Kit, Sling Set (Part 1)	730-1	730
Kit, Sling Set (Part 2)	731-1	731
Kit, Sling Set (Part 3)	732-1	732
Kit, Sling Set (Part 4)	733-1	733
Kit, Sling Set (Part 5)	734-1	734

TABLE OF CONTENTS - Continued

	Page	Illus/ Figure
Kit, Sling Set (Part 6)	735-1	735
Transmission Kit, Removal and Installation	736-1	736
Platform, Main Transmission Removal and Installation	737-1	737
Kit, Lube Drain Hose	738-1	738
Test Equipment, Helicopter (Part 1)	739-1	739
Test Equipment, Helicopter (Part 2)	740-1	740
Tab Bending Tool and Gage	741-1	741
Box Assembly, Switch, Rotor Track and Balance Kit	742-1	742
Phase Tool Assembly	743-1	743
Kit, Ground Lock PGS	744-1	744
Cord Assembly, Electrical	745-1	745
Maintenance Platform, APU	746-1	746
Kit, Hydraulic Hoses	747-1	747
Kit, Fuel Cell Removal and Installation	748-1	748
Plate Assembly, Fuel Cell Access	749-1	749
Box Assembly, Fuel Cell Removal and Installation	750-1	750
Adapter Kit, Airframe Component Handling (Part 1)	751-1	751
Adapter Kit, Airframe Component Handling (Part 2)	752-1	752
Adapter Kit, Airframe Component Handling (Part 3)	753-1	753
Adapter Assembly, Main Rotor Blade Handling	754-1	754
Tool Kit, Aircraft Main Rotor Head	755-1	755
Adapter Assembly, Engine Handling	756-1	756
Tool Kit, Aircraft Maintenance (AVIM)	757-1	757
Fixture, Tail Rotor Head Assembly and Repair (AVIM)	758-1	758
Brake, Input Pinion Gear	759-1	759
Socket, Rotor Brake	760-1	760
Socket, Locknut Set	761-1	761
Cover, Ice Sensor Assembly	762-1	762
Tool, Output Shaft Seal Installation	763-1	763
Tool, Input Shaft Seal Installation	764-1	764
Kit, Spreader Bar/Positioning	765-1	765
Teeter Stop Bonding Fixture	766-1	766
Adapter Assembly, Calibration	767-1	767
Adapter, Calibration, Rotor Blade De-Ice System	768-1	768
Figure Deleted		769
Packer Assembly, Main Rotor Bearing	770-1	770
Rod/Link Adjustment Tool Assembly, Right	771-1	771
Fixture, Shock Strut Restraining	772-1	772
Spring Compressor, Fork Assembly	773-1	773
Test Set, Pylon Ejector	774-1	774
Socket, Wrench, Main Transmission	775-1	775

TABLE OF CONTENTS - Continued

	Page	Illus/ Figure
Fixture, Protective, Main Rotor Mast	776-1	776
Plug, Seal Kit	777-1	777
Wrench, Socket, Anti Flail Bearing	778-1	778
Compressor, Rotor Brake, Set	779-1	779
Set, Jackscrew	780-1	780
Tool Kit, Aircraft Lower Bearing Seal Installation/Removal	780A-1	780A
Tool Kit, Tail Rotor Fork Resilient Mount Installation/Removal	780B-1	780B
Tool Kit, Aircraft	780C-1	780C
Kit, Generator Removal	780D-1	780D
Group 82 Flyaway Items		
Tie Down Kit, Aircraft (Part 1)	781-1	781
Tie Down Kit, Aircraft (Part 2)	782-1	782
Tie Down Kit, Aircraft (Part 3)	783-1	783
Section IV. CROSS-REFERENCE INDEXES		
National Stock Number Index	I-1	
Part Number Index	I-143	
Figure and Item Number Index	I-533	

AVIATION UNIT AND INTERMEDIATE MAINTENANCE REPAIR PARTS AND SPECIAL TOOLS LIST

SECTION I. INTRODUCTION

1. Scope.

This RPSTL lists and authorizes spares and repair parts; special tools; special Test, Measurement, and Diagnostic Equipment (TMDE); and other special support equipment required for performance of aviation unit and aviation intermediate maintenance of the AH-64A Advanced Attack Helicopter. It authorizes the requisitioning, issue, and disposition of spares, repair parts and special tools as indicated by the Source, Maintenance and Recoverability (SMR) codes.

2. General.

In addition to Section I, Introduction, this Repair Parts and Special Tools List is divided into the following sections:

a. **Section II. Repair Parts List.** A list of spares and repair parts authorized by this RPSTL for use in the performance of maintenance. The list also includes parts which must be removed for replacement of the authorized parts. Parts lists are composed of functional groups in ascending alphanumeric sequence, with the parts in each group listed in ascending figure and item number sequence. Bulk materials are listed in item name sequence.

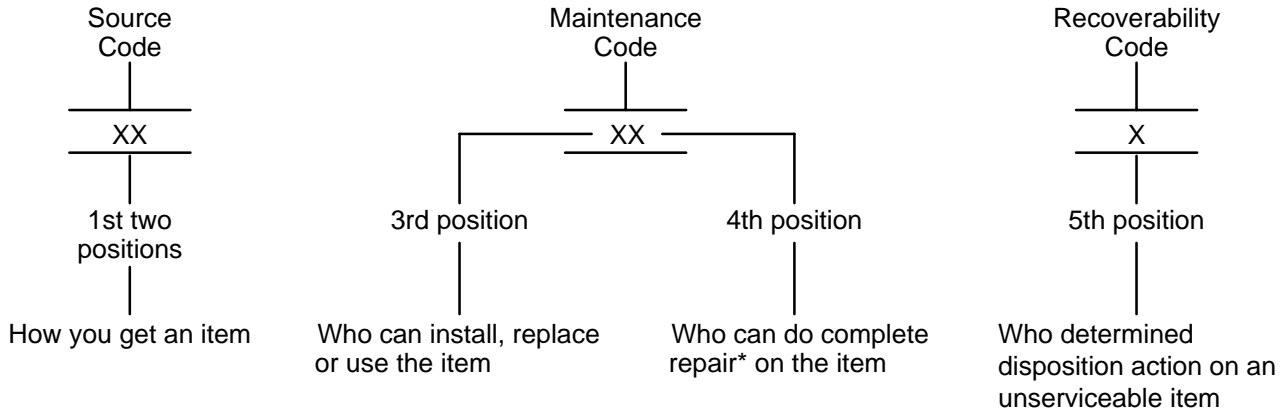
b. **Section II. Special Tools List.** A list of special tools, special TMDE, and other special support equipment authorized by this RPSTL (as indicated by Basis of Issue (BOI) information in DESCRIPTION AND USABLE ON CODE (UOC) column) for the purpose of maintenance.

c. **Section IV. Cross-reference Indexes.** A list, in National Item Identification Number (NIIN) sequence, of all National Stock Numbers (NSN) appearing in the listing, followed by a list in alphanumeric sequence of all part numbers appearing in the listings. National stock numbers and part numbers are cross-referenced to each illustration figure and item number appearance. The figure and item number index lists figure and item numbers in alphanumeric sequence and cross-references NSN, FSCM/CAGE and part numbers.

3. Explanation of Columns (Sections II and III).

a. **ITEM NO (Column (1)).** Indicates the number used to identify items called out in the illustration.

b. **SMR CODE (Column (2)).** The Source, Maintenance, and Recoverability (SMR) code is a 5-position code containing supply/requisitioning information, maintenance category authorization criteria, and disposition instruction, as shown in the following breakout:



*Complete Repair: Maintenance capacity, capability, and authority to perform all corrective maintenance tasks of the "Repair" function in a use/user environment in order to restore serviceability to a failed item.

(1) **Source Code.** The source code tells you how to get an item needed for maintenance, repair, or overhaul of an end item/equipment. Explanations of source codes follow:

Code	Explanation
PA PB PC** PD PE PF PG	Stocked items; use the applicable NSN to request/requisition items with these source codes. They are authorized to the category indicated by the code entered in the 3rd position of the SMR code. **NOTE: Items coded PC are subject to deterioration.
KD KF KB	Items with these codes are not to be requested/requisitioned individually. They are part of a kit which is authorized to the maintenance category indicated in the 3rd position of the SMR code. The complete kit must be requisitioned and applied.
MO- (Made at org/ AVUM Level) MF- (Made at DS/ AVIM Level) MH- (Made at GS Level) ML- (Made at Specialized Repair Activity (SRA)) MD- (Made at Depot)	Items with these codes are not to be requested/requisitioned individually. They must be made from bulk material which is identified by the part number in the DESCRIPTION AND USABLE ON CODE (UOC) column and listed in the Bulk Material group of the repair parts list in this RPSTL. Fabricated items may also be made utilizing Appendix D of the TM 1-1520-238-23 Series. If the item is authorized to you by the 3rd position code of the SMR code, but the source code indicates it is made at a higher Level, order the item from the higher Level of maintenance.

Code	Explanation
AO- (Assembled by org/AVUM Level)	<p>Items with these codes are not to be requested/requisitioned individually. The parts that make up the assembled item must be requisitioned or fabricated and assembled at the Level of maintenance indicated by the source code. If the 3rd position code of the SMR code authorizes you to replace the item, but the source code indicates the item is assembled at a higher Level, order the item from the higher Level of maintenance.</p>
AF- (Assembled by DS/AVIM Level)	
AH- (Assembled by GS Category)	
AL- (Assembled by SRA)	
AD- (Assembled by Depot)	

- XA- Do not requisition an "XA"-coded item. Order its next higher assembly. (Also, refer to the NOTE below)
- XB - If an "XB" item is not available from salvage, order it using the FSCM/CAGE and part number given.
- XC- Installation drawing, diagram, instruction sheet, field service drawing, that is identified by manufacturer's part number.
- XD- Item is not stocked. Order an "XD"-coded item through normal supply channels using the FSCM/CAGE and part number given, if no NSN is available.

NOTE: Cannibalization or controlled exchange, when authorized, may be used as a source of supply for items with the above source codes, except for those source coded "XA" or those aircraft support items restricted by requirements of AR 700-42.

(2) **Maintenance Code.** Maintenance codes tell you the level(s) of maintenance authorized to USE and REPAIR support items. The maintenance codes are entered in the third and fourth positions of the SMR Code as follows:

(a) The maintenance code entered in the third position tells you the lowest maintenance level authorized to remove, replace, and use an end item. The maintenance code entered in the third position will indicate authorization to one of the following levels of maintenance.

Code	Application/Explanation
C	-Crew or operator maintenance done within organizational or aviation unit maintenance.
O	-Organizational or aviation unit category can remove, replace, and use the item.
F	-Direct support or aviation intermediate level can remove, replace, and use the item.
H	-General support level can remove, replace, and use the item.
L	-Specialized repair activity can remove, replace, and use the item.
D	-Depot level can remove, replace, and use the item.

(b) The maintenance code entered in the fourth position tells whether or not the item is to be repaired and identifies the lowest maintenance level with the capability to do complete repair (i.e., perform all authorized repair functions.) (NOTE: Some limited repair may be done on the item at a lower level of maintenance, if authorized by the Maintenance Allocation Chart (MAC) and SMR codes.) This position will contain one of the following maintenance codes.

Code	Application/Explanation
O	-Organizational or aviation unit is the lowest level that can do complete repair of the item.
F	-Direct support or aviation intermediate is the lowest level that can do complete repair of the item.
H	-General support is the lowest level that can do complete repair of the item.
L	-Specialized repair activity (designated the specialized repair activity) is the lowest level that can do complete repair of the item.
D	-Depot is the lowest level that can do complete repair of the item.
Z	-Nonreparable. No repair is authorized.
B	-No repair is authorized. (No parts or special tools are authorized for the maintenance of a "B" coded item). However, the item may be reconditioned by adjusting, lubricating, etc., at the user level.

(3) **Recoverability Code.** Recoverability codes are assigned to items to indicate the disposition action on unserviceable items. The recoverability code is entered in the fifth position of the SMR Code as follows:

Recoverability Codes	Application/Explanation
Z	-Nonreparable item. When unserviceable, condemn and dispose of the item at the level of maintenance shown in 3rd position of SMR Code.
O	-Reparable item. When uneconomically reparable, condemn and dispose of the item at organizational or aviation unit level.
F	-Reparable item. When uneconomically reparable, condemn and dispose of the item at the direct support or aviation intermediate level.
H	-Reparable item. When uneconomically reparable, condemn and dispose of the item at the general support level.
D	-Reparable item. When beyond lower level repair capability, return to depot. Condemnation and disposal of item not authorized below depot level.
L	-Reparable item. Condemnation and disposal not authorized below specialized repair activity (SRA).
A	-Item requires special handling or condemnation procedures because of specific reasons (e.g., precious metal content, high dollar value, critical material, or hazardous material). Refer to specific instructions.

c. **FSCM/CAGE (Column (3)).** The Federal Supply Code for Manufacturer (FSCM/CAGE) is a 5-digit numeric code which is used to identify the manufacturer, distributor, or Government agency, etc., that supplies the item.

d. **PART NUMBER (Column (4)).** Indicates the primary number used by the manufacturer (individual, company, firm, corporation, or Government activity), which controls the design and characteristics of the item by means of its engineering drawings, specifications standards, and inspection requirements to identify an item or range of items.

NOTE: When you use a NSN to requisition an item, the item you receive may have a different part number from the part ordered.

e. **DESCRIPTION AND USABLE ON CODE (UOC) (Column (5)).** This column includes the following information:

- (1) The Federal item name and, when required, a minimum description to identify the item.
- (2) The physical security classification is not applicable.
- (3) Items that are included in kits and sets are listed below the name of the kit or set.
- (4) Spare/repair parts that make up an assembled item are listed immediately following the assembled item line entry.
- (5) Part numbers for bulk materials are referenced in this column in the line item entry for the item to be manufactured/fabricated.
- (6) When the item is not used with all the serial numbers of the same model, the effective serial numbers are shown on the last line(s) of the description (before UOC).
- (7) The usable on code, when applicable (see paragraph 5, Special Information).
- (8) In the Special Tools List section, the basis of issue (BOI) appears as the last line(s) in the entry for each special tool, special TMDE, and other special support equipment. When density of equipments supported exceeds density spread indicated in the basis of issue, the total authorization is increased proportionately.
- (9) The statement "END OF FIGURE" appears just below the last item description in Column 5 for a given figure in both Section II and Section III.

f. **QTY (Column (6)).** The QTY (quantity per figure column) indicates the quantity of the item used in the breakout shown on the illustration figure, which is prepared for a functional group, subfunctional group, or an assembly. A "V" appearing in this column in lieu of a quantity indicates that the quantity is variable and the quantity may vary from application to application.

4. Explanation of Columns (Section II and III).

a. NATIONAL STOCK NUMBER (NSN) INDEX.

(1) **STOCK NUMBER column.** This column lists the NSN by National item identification number (NIIN) sequence. The NIIN consists of the last nine digits of the NSN (i.e., $\frac{\text{NSN}}{5305-01-674-1467}$). When using this column to locate an item, ignore the first 4 digits of the NSN. However, the complete NSN should be used when ordering parts by stock number.

(2) **FIG. column.** This column lists the number of the figure where the item is identified/located. The figures are in numerical order in Section II and Section III.

(3) **ITEM column.** The item number identifies the item associated with the figure listed in the adjacent FIG. column. This item is also identified by the NSN listed on the same line.

b. **PART NUMBER INDEX.** Part numbers in this index are listed by part number in ascending alphanumeric sequence (i.e., vertical arrangement of letter and number combination which places the first letter or digit of each group in order A through Z, followed by the numbers 0 through 9 and each following letter or digit in like order).

(1) **FSCM/CAGE column.** The Federal Supply Code for Manufacturer (FSCM/CAGE) is a 5-digit numeric code used to identify the manufacturer, distributor, or Government agency, etc., that supplies the item.

(2) **PART NUMBER column.** Indicates the primary number used by the manufacturer (individual, firm, corporation, or Government activity), which controls the design and characteristics of the item by means of its engineering drawings, specifications standards, and inspection requirements to identify an item or range of items.

(3) **STOCK NUMBER column.** This column lists the NSN for the associated part number and manufacturer identified in the PART NUMBER and FSCM/CAGE columns to the left.

(4) **FIG. column** This column lists the number of the figure where the item is identified/located in Section II and Section III.

(5) **ITEM column.** The item number is that number assigned to the item as it appears in the figure referenced in the adjacent figure number column.

c. **FIGURE AND ITEM NUMBER INDEX.**

(1) **FIG. column.** This column lists the number of the figure where the item is identified/located. The figures are in numerical order in Section II and Section III.

(2) **ITEM column.** The item number is that number assigned to the item as it appears in the figure referenced in the adjacent figure number column.

(3) **STOCK NUMBER column.** This column lists the NSN for the item.

(4) **FSCM/CAGE column.** The Federal Supply Code for Manufacturer (FSCM/CAGE) is a 5-digit numeric code used to identify the manufacturer, distributor, or Government agency, etc., that supplies the item.

(5) **PART NUMBER column.** Indicates the primary number used by the manufacturer (individual, firm, corporation, or Government activity), which controls the design and characteristics of the item by means of its engineering drawings, specifications, standards, and inspection requirements to identify an item or range of items.

5. Special Information.

a. **USABLE ON CODE.** The usable on code appears in the lower left corner of the Description column heading. Usable on codes are shown as "UOC:" in the Description Column (justified left) on the first line applicable item description/nomenclature. Uncoded items are applicable to all models.

b. **FABRICATION INSTRUCTIONS.** Bulk materials required to manufacture items are listed in the Bulk Material Functional Group of the RPSTL. Part numbers for bulk materials are also referenced in the description column of the line item entry for the item to be manufactured/fabricated. Detailed fabrication instructions for items source coded to be manufactured or fabricated are found in TM 1-1520-238-23.

c. **ASSEMBLY INSTRUCTION.** Detailed assembly instructions for items source coded to be assembled from component spare/repair parts are found in TM 1-1520-238-23. Items that make up the assembly are listed immediately following the assembly item entry or reference is made to an applicable figure.

d. **KITS.** Line item entries for repair parts kits appear in a group in Section II (see table of contents).

e. **INDEX NUMBERS.** Items which have the word BULK in the figure column will have an index number shown in the item number column. This index number is a cross-reference between the National Stock Number/Part Number Index and the bulk material list in Section II.

f. **ASSOCIATED PUBLICATIONS.** The publication(s) listed below pertain to the AH-64A Advanced Attack Helicopter and its components.

<u>Publication</u>	<u>Short Title</u>
TM 1-1520-238-23	AVUM and AVIM Maintenance, AH-64A Advanced Attack Helicopter

g. **ILLUSTRATIONS - LISTING.** Higher-category RPSTL illustrations are not applicable.

6. How To Locate Repair Parts.

a. When National Stock Number or Part Number is Not Known.

(1) **First.** Using the table of contents, determine the assembly group to which the item belongs. This is necessary since figures are prepared for assembly groups and subassembly groups, and listings are divided into the same groups.

(2) **Second.** Find the figure covering the assembly group or subassembly group to which the item belongs.

(3) **Third.** Identify the item on the figure and use the Figure and Item Number Index to find the NSN.

b. When National Stock Number or Part Number is Known.

(1) **First.** Using the National Stock Number or Part Number Index, find the pertinent National Stock Number or Part Number. The NSN index is in National Item Identification Number (NIIN) sequence (see 4a(1)). The part numbers in the Part Number index are listed in ascending alphanumeric sequence (see 4b). Both indexes cross-reference you to the illustration/figure and item number of the item you are looking for.

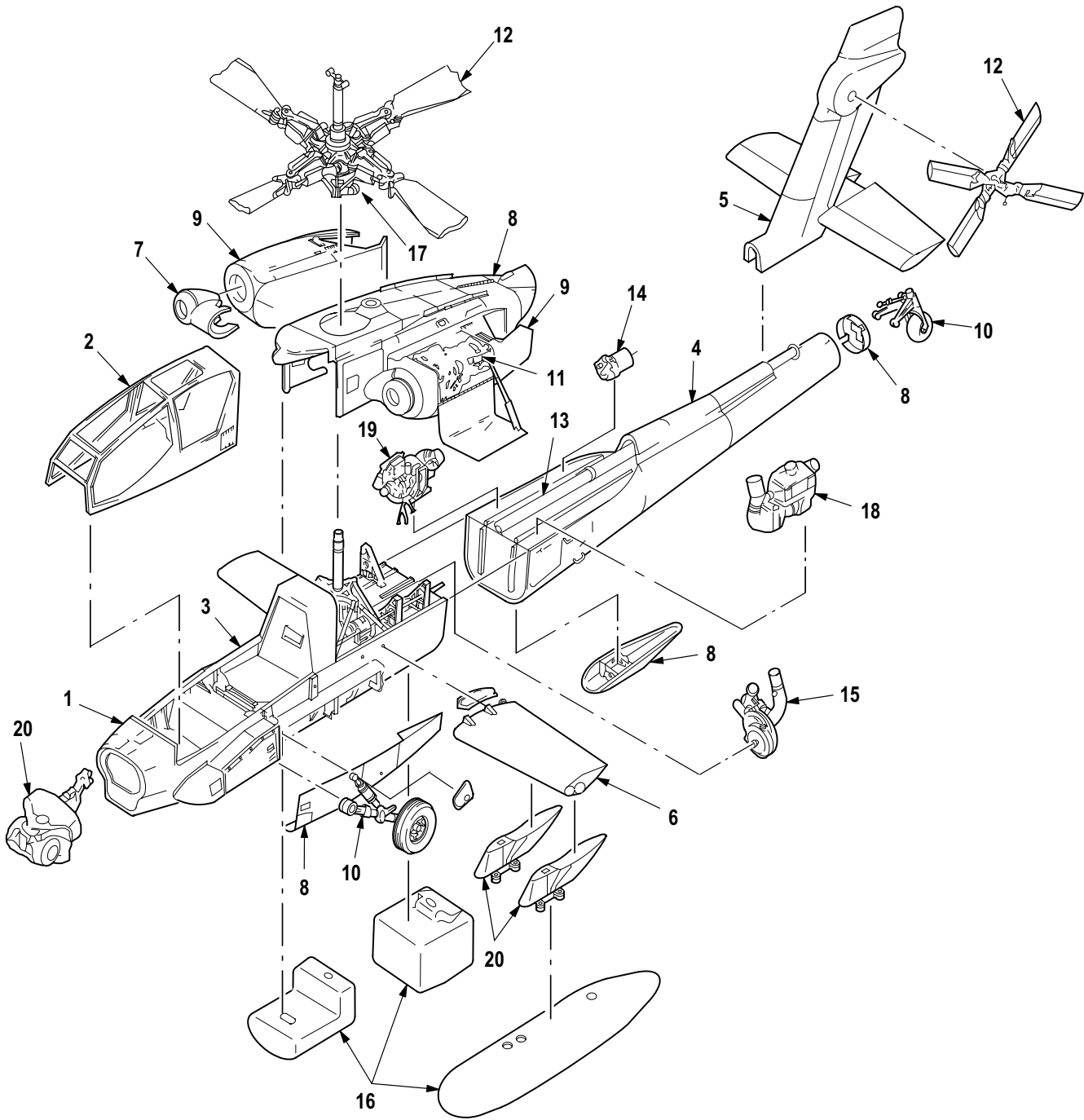
(2) **Second.** Turn to figure and item number, verify that the item is the one you are looking for, then locate the item number in the repair parts list for the figure.

7. Abbreviations.

<u>Abbreviations</u>	<u>Explanation</u>
AAB	AFT Avionics Bay
AAH	AH-64A Advanced Attack Helicopter
ADP	Air Data Processor
APU	Auxiliary Power Unit
ASE	Automatic Stabilization Equipment
AVIM	Direct Support or Aviation Intermediate Maintenance Repair Parts and Special Tools List
AVUM	Organizational or Aviation Intermediate Maintenance Repair Parts and Special Tools List

<u>Abbreviations</u>	<u>Explanation</u>
BUCS	Back Up Control System
CPG	Copilot/Gunner
DASE	Digital Automatic Stabilization Equipment
ECS	Environmental Control System
ECU	Environmental Control Unit
EFF	Effectivity
EMI	Electro-Magnetic Interference
FAB	Forward Avionics Bay
FD/LS	Fault Detection/Location Subsystem
FIG/FIGS	Figure/Figures
FS	Fuselage Station
FSP	Flight Safety Part
IPAS	Integrated Pressurized Air System
IRS	Infra-Red Suppressor
LG	Landing Gear
LH	Left Hand
MLG	Main Landing Gear
M/R, MR	Main Rotor
MRH	Main Rotor Head
NHA	Next Higher Assembly
NIIN	National Item Identification Number (consists of the last 9 digits of the NSN)
PAS	Pressurized Air System
QEC	Quick Engine Change
RH	Right Hand
RPSTL	Repair Parts and Special Tools List
SDC	Shaft Driven Compressor
SDC	Signal Data Converter
T/R, TR	Tail Rotor
U/O	Use On
USBL	Usable
XDCR	Transducer
XMSM	Transmission

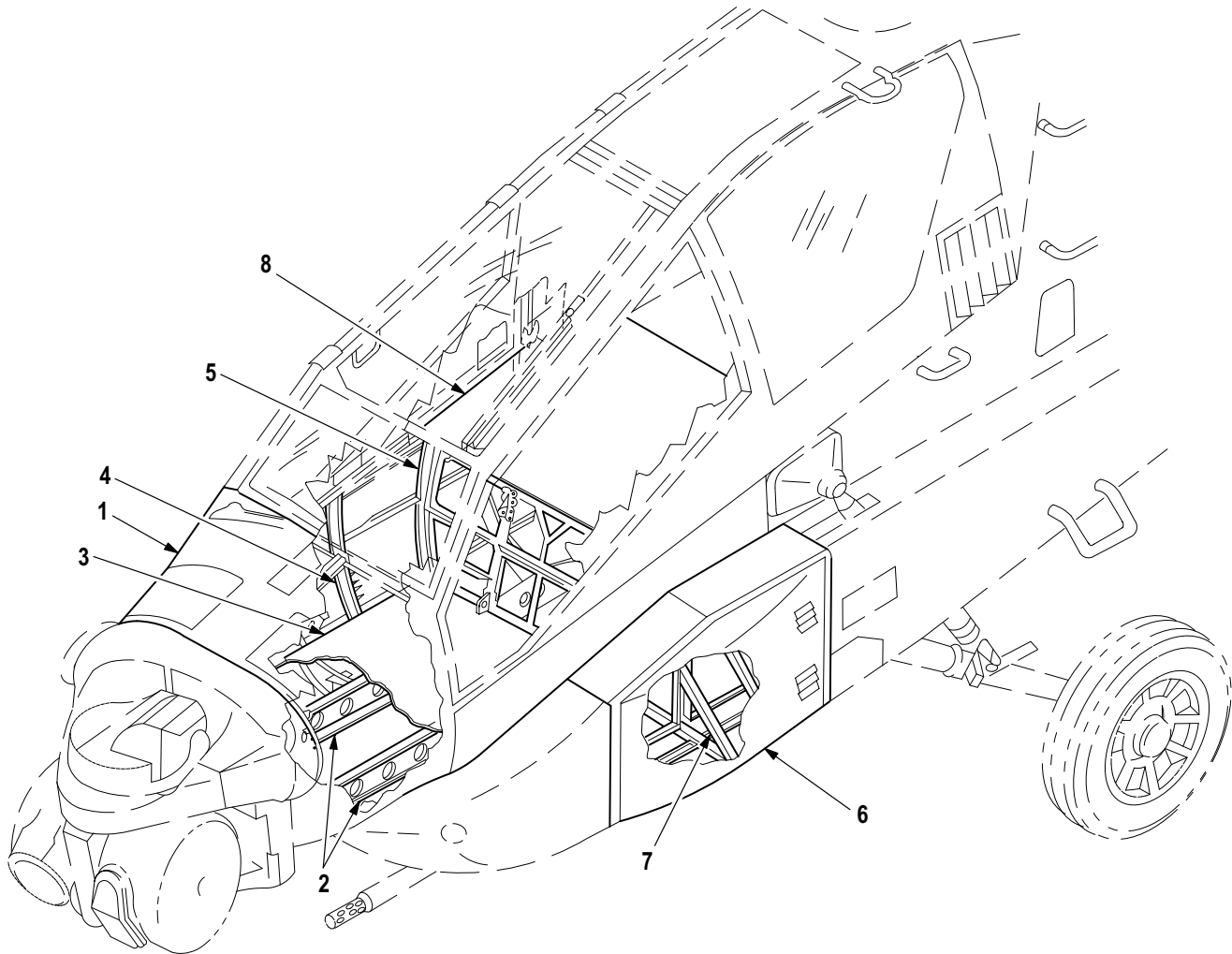
REPAIR PARTS LIST



M09-719D

Figure 1. Group 00 AH-64A Helicopter (Exploded View) Functional Groups List

ITEM NO.	SYSTEM	ILLUSTRATION FIGURE
	Group 00 AH-64A Helicopter (Exploded View) Fig. 1 Functional Groups List	
1	Group 02 Forward Fuselage Assembly	Figs. 2 thru 34
-	Group 02 Gun Fairing Assembly	Fig. 35
2	Group 02 Canopy Installation	Figs. 36 thru 42
-	Group 02 Door Assembly	Figs. 43 thru 50
-	Group 02 Canopy Transparencies	Fig. 51
-	Group 02 Fuselage Fairing Support	Fig. 52 thru 54
3	Group 02 Center Fuselage Assembly	Figs. 55 thru 103
4	Group 02 AFT Fuselage Assembly	Figs. 104 thru 125
5	Group 02 Empennage Installation	Figs. 126 thru 136
6	Group 02 Wing Installation	Figs. 137 thru 141
7	Group 02 Nose Gearbox Fairing Assembly	Fig. 142
8	Group 02 Fuselage Fairing Installation	Figs. 143 thru 172
9	Group 02 Engine Nacelle Installation	Figs. 173 thru 198
-	Group 02 Equipment and Furnishings	Figs. 199 thru 231
10	Group 03 Landing Gear Installation	Figs. 232 thru 255
11	Group 04 Propulsion Installation	Figs. 256 thru 289
12	Group 05 Rotor Installation	Figs. 290 thru 297
13	Group 06 Drive Train Installation	Figs. 298 thru 318
14	Group 07 Hydraulic Installation	Figs. 319 thru 357
15	Group 07 Pressurized Air Installation	Figs. 358 thru 369
-	Group 08 Instrument System	Figs. 370 thru 392
-	Group 09 Electrical System	Figs. 393 thru 554
16	Group 10 Fuel System	Figs. 555 thru 586
17	Group 11 Flight Control System	Figs. 587 thru 658
-	Group 12 Utility Systems	Figs. 659 thru 673
18	Group 13 Environmental Control System	Figs. 674 thru 686
19	Group 15 Auxiliary Power Unit Installation	Figs. 687 thru 694
20	Group 16 Mission Equipment	Figs. 695 thru 710
-	Group 17 Emergency Equipment	Figs. 711 thru 713
	END OF FIGURE	



M09-549

Figure 2. Group 02 Forward Fuselage Assembly
7-311111000

(1) ITEM NO.	(2) SMR CODE	(3) CAGE	(4) PART NUMBER	(5) DESCRIPTION AND USABLE ON CODE (UOC)	(6) QTY
				Group 02 Airframe Fig. 2 Forward Fuselage Assembly 7-31 1111000	
1	XCFFF	02731	7-31 1111090-607	• Skin Stringer Instl FS 35 to FS 115 (See Fig. 3 for Breakdown)	1
2	XCDDD	02731	7-31 1111140-601	• Keel Beam Instl LH (See Fig. 5 for Breakdown)	1
2	XCDDD	02731	7-31 1111140-602	• Keel Beam Instl RH (See Fig. 5 for Breakdown)	1
3	XCOFF	02731	7-31 1111100-603	• Floor Instl Assy, Copilot/Gunner (See Fig. 20 for Breakdown)	1
4	XCDDD	02731	7-31 1111050	• Frame Instl Assy (FS 80) (See Fig. 23 for Breakdown) ...	1
4	XCDDD	02731	7-31 1111050-601	• Frame Instl Assy (See Fig. 23 for Breakdown) A/C With MWO 1-1520-238-50-49 Incorporated	1
5	XCDDD	02731	7-31 1111060	• Frame Instl Assy (FS 91) (See Fig. 24 for Breakdown) (Usbl Eff 82-23355 thru 84-24295)	1
5	XCDDD	02731	7-31 1111060-601	• Frame Instl Assy (FS 91) (See Fig. 24 for Breakdown) (Usbl Eff 84-24296 and Subs)	1
6	XCFFF	02731	7-31 1111230-601	• Structure Instl FWD Avionics Bay LH (See Figs. 13 thru 17 for Breakdown)	1
6	XCFFF	02731	7-31 1111230-602	• Structure Instl FWD Avionics Bay RH (See Figs. 15 thru 17 for Breakdown)	1
6	XCFFF	02731	7-31 1111230-604	• Structure Instl FWD Avionics Bay LH (See Figs. 15 thru 17 for Breakdown) A/C With MWO 1-1520-238-50-49 Incorporated	1
7	XCFFF	02731	7-31 1111250	• Shelf Instl Assy FWD Avionics Bay LH (See Fig. 31 for Breakdown)	1
7	XCFFF	02731	7-31 1111255	• Shelf Instl Assy FWD Avionics Bay RH (See Fig. 33 for Breakdown)	1
8	XCOFF	02731	7-31 1111110	• Floor Instl Assy Pilot (See Figs. 29 and 30 for Breakdown)	1
END OF FIGURE					

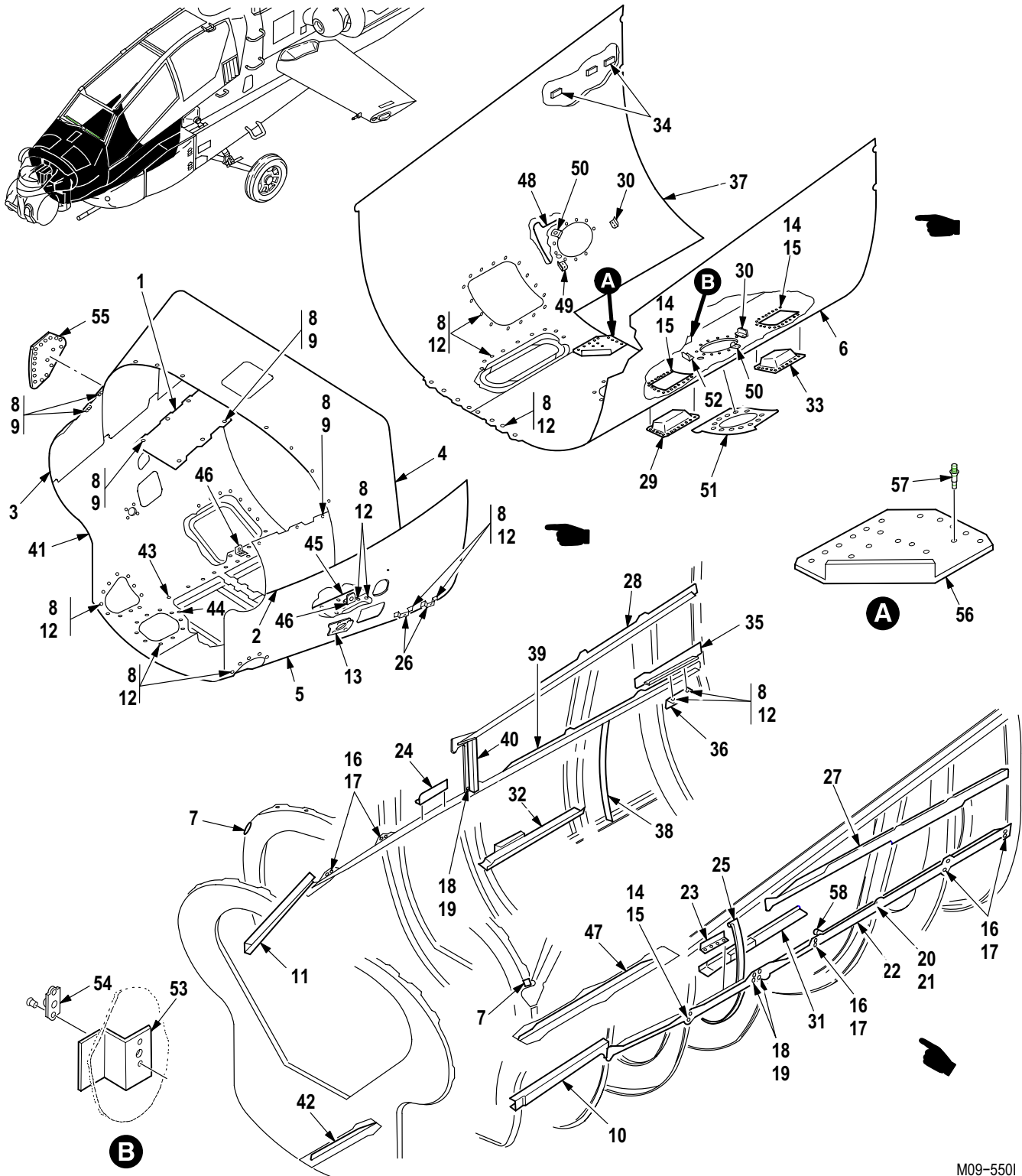
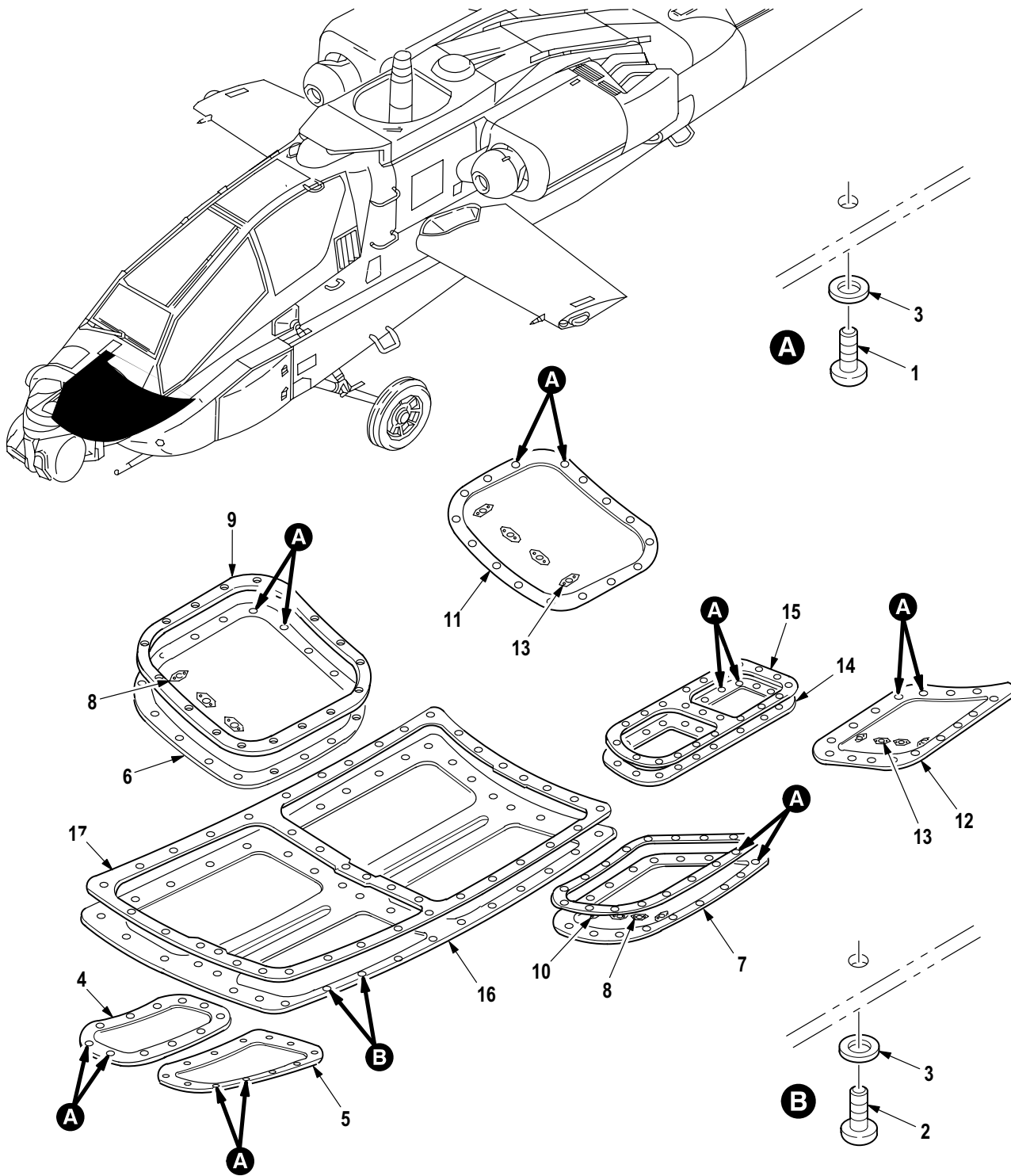


Figure 3. Group 02 Skin, Stringer Installation (FS 35 to FS 115)
7-31 1111090-607

(1) ITEM NO.	(2) SMR CODE	(3) CAGE	(4) PART NUMBER	(5) DESCRIPTION AND USABLE ON CODE (UOC)	(6) QTY
				Group 02 Airframe Fig. 3 Skin, Stringer Installation (FS 35 to FS 115) 7-31 1111090-607 See Fig. 2 for NHA	
1	XDFZZ	02731	7-31 1111090-15	• Skin	1
2	XDFZZ	02731	7-31 1111090-13	• Skin	1
3	XDFZZ	02731	7-31 1111090-14	• Skin	1
4	XDFZZ	02731	7-31 1111090-11	• Skin	1
5	XDFZZ	02731	7-31 1111090-3	• Skin	1
6	XDFZZ	02731	7-31 1111090-79	• Skin	1
7	XDFZZ	02731	HS195-032001	• Shim, Tapered	2
8	XDFZZ	99551	2881003-4	• Rivet, Solid	248
9	PAOZZ	02731	HS4430-1	• Receptacle, Turnlock	46
10	XDFZZ	02731	7-31 1111090-67	• Intercostal	1
11	XDFZZ	02731	7-31 1111090-68	• Intercostal	1
12	PAFZZ	80205	MS21075L3E	• Nut, Self-Locking, Pl	178
13	XDFZZ	02731	7-31 1111090-75	• Doubler RH	1
13	XDFZZ	02731	7-31 1111090-97	• Doubler LH	1
14	PAFZZ	02731	HS5604-5-2	• Pin-Rivet, Threaded	25
15	PAFZZ	02731	HS5614-5	• Collar, Pin-Rivet, Th	25
16	PAFZZ	02731	HS5604-5-3	• Pin-Rivet, Threaded	12
17	PAFZZ	02731	HS5613-5	• Collar, Pin-Rivet, Th	12
18	PAFZZ	02731	HS5604-5-4	• Pin-Rivet, Threaded	6
19	PAFZZ	02731	HS5613-5	• Collar, Pin-Rivet, Th	6
20	PAFZZ	02731	HS5606-5-3	• Pin-Rivet, Threaded	18
21	PAFZZ	02731	HS5614-5	• Collar, Pin-Rivet, Th	18
22	XDFZZ	02731	7-31 1111090-29	• Stringer	1
23	XDFZZ	02731	7-31 1111090-77	• Bracket	1
24	XDFZZ	02731	7-31 1111090-39	• Bracket	1
25	XDFZZ	02731	7-31 1111090-57	• Intercostal	1
26	XDFZZ	02731	7-31 1111090-61	• Bracket	4
27	XDFZZ	02731	7-31 1111090-19	• Stringer	1
28	XDFZZ	02731	7-31 1111090-21	• Stringer	1
29	XDFZZ	02731	7-31 1111095	• Fitting	1
30	XDFZZ	02731	7-31 1111090-65	• Clip	2
31	XDFZZ	02731	7-31 1111090-87	• Intercostal	1
32	XDFZZ	02731	7-31 1111090-89	• Intercostal	1
33	XDFZZ	02731	7-31 1111096	• Fitting	1
34	XDFZZ	02731	7-31 1111090-33	• Clip	3
35	XDFZZ	02731	7-31 1111090-23	• Stringer	1
36	XDFZZ	02731	7-31 1111090-63	• Bracket	2
37	XDFZZ	02731	7-31 1111090-81	• Skin	1
38	XDFZZ	02731	7-31 1111090-53	• Intercostal	1
39	XDFZZ	02731	7-31 1111090-17	• Stringer	1
40	XDFZZ	02731	7-31 1111090-59	• Intercostal	1
41	XDFZZ	02731	7-31 1111090-5	• Skin	1
42	XDFZZ	02731	7-31 1111090-25	• Stringer	1
43	PAFZZ	80205	NAS1195DD3XH	• Nut Spacer, Plate	12
44	PAFZZ	80205	NAS1195DD3XM	• Nut Spacer, Plate	6
45	XDFZZ	02731	7-31 1111090-43	• Doubler	1
46	PAFZZ	02731	HS4592-1D6-6	• Bracket, Angle	2
47	XDFZZ	02731	7-31 1111090-27	• Stringer, FWD Fuslg	1

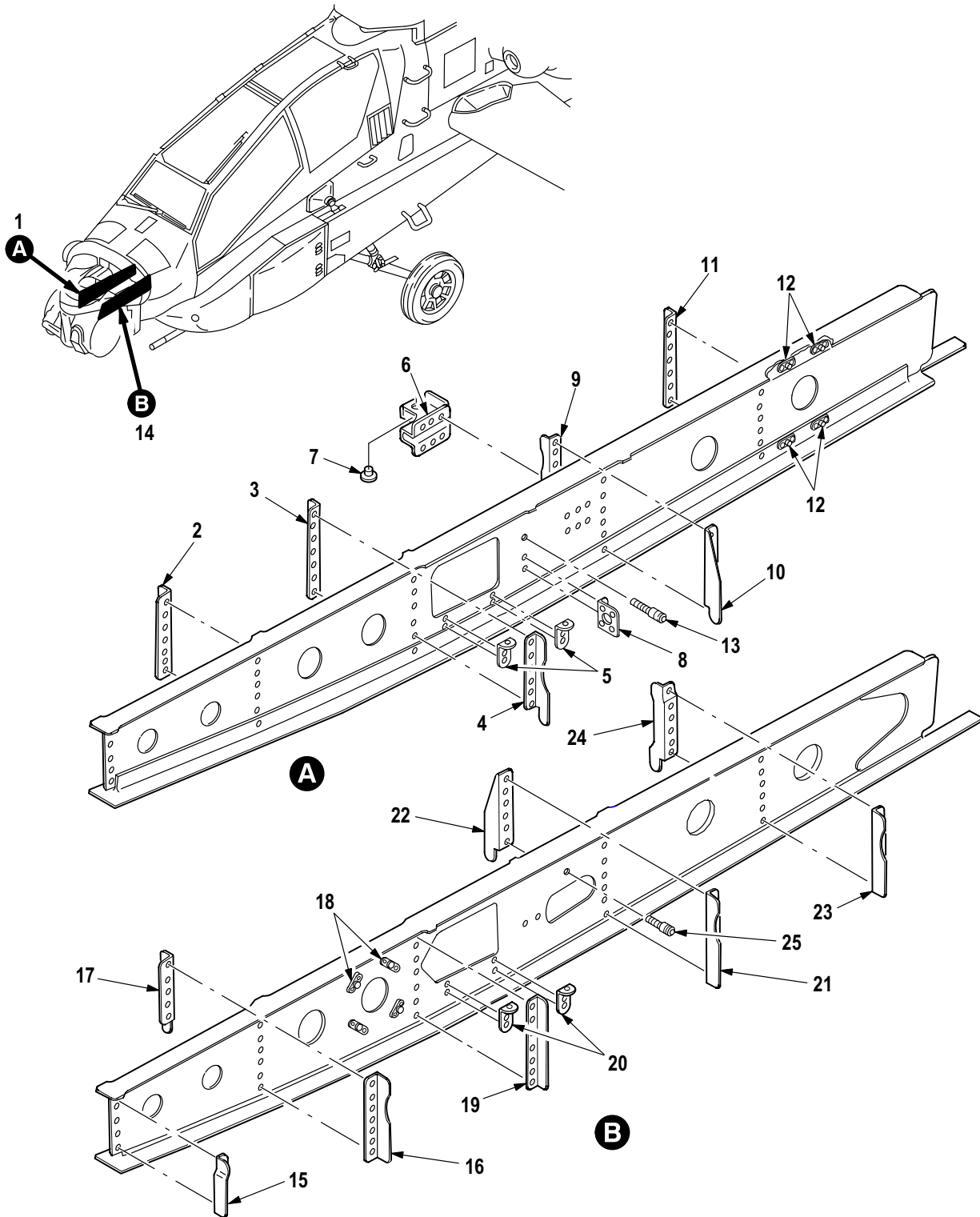
(1) ITEM NO.	(2) SMR CODE	(3) CAGE	(4) PART NUMBER	(5) DESCRIPTION AND USABLE ON CODE (UOC)	(6) QTY
48	XDFZZ	02731	7-31 1111090-45	• Doubler	1
49	XDFZZ	02731	7-31 1111090-52	• Clip	1
50	XDFZZ	02731	HS4592-1D6-10	• Bracket, Angle	2
51	XDFZZ	02731	7-31 1111090-31	• Doubler	1
52	XDFZZ	02731	7-31 1111090-51	• Clip	1
53	XDFFF	02731	7-31 1111090-83	• Support Assy	2
54	PAFZZ	80205	MS21075L3E	• • Nut, Self-Locking, Pl	1
55	XDFZZ	02731	7-31 1111274-7	• Doubler	1
56	XDFZZ	02731	7-31 1111274-1 1	• Doubler Assembly, Wi	1
57	PAFZZ	02731	HS5435-0309	• Rivet, Blind	2
58	PAFZZ	81349	M83454/04-AA108	• Terminal, Stud	1
END OF FIGURE					



M09-557F

Figure 4. Group 02 Forward Fuselage Assembly, Lower Access Doors
7-31 1111000

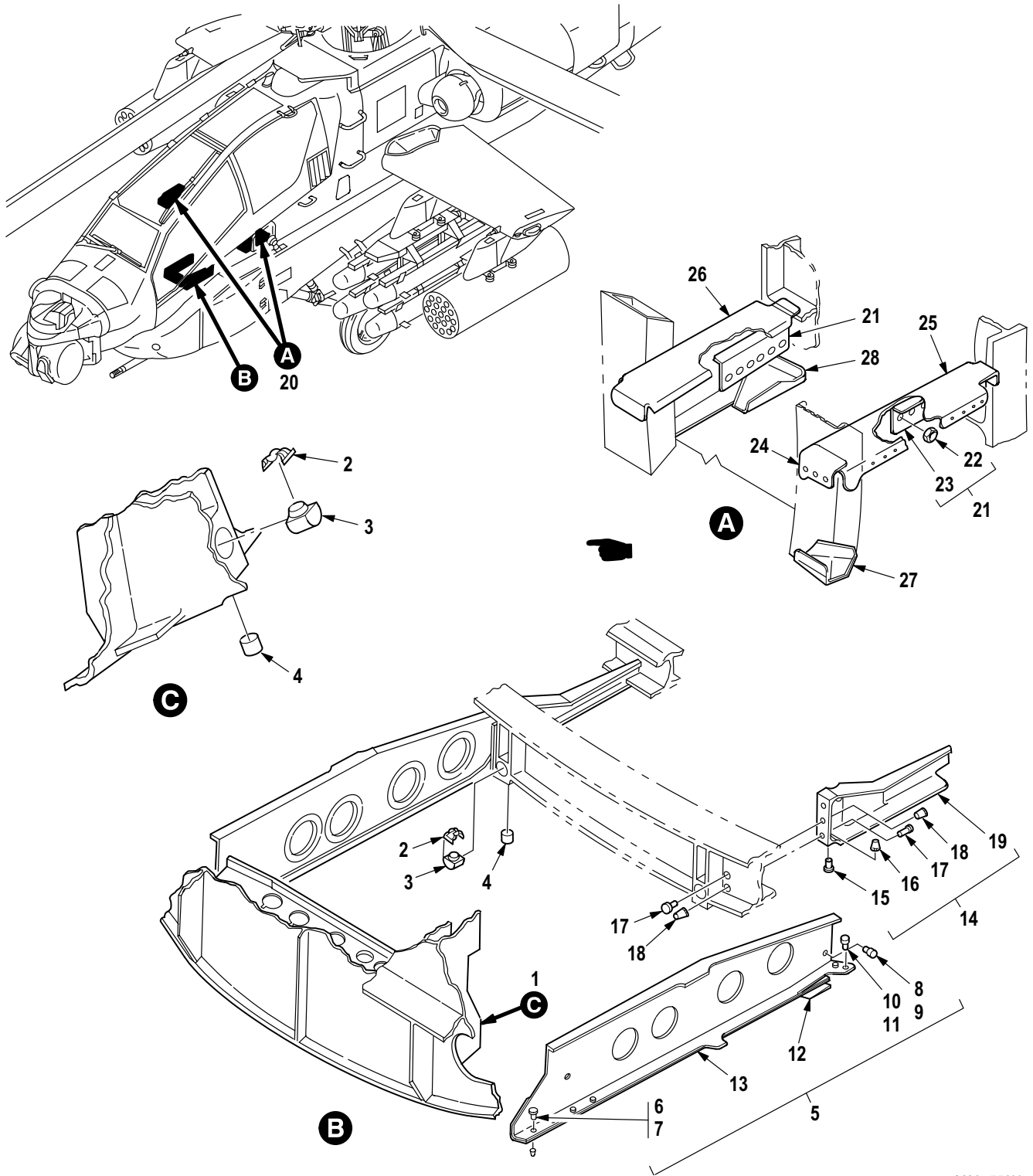
(1) ITEM NO.	(2) SMR CODE	(3) CAGE	(4) PART NUMBER	(5) DESCRIPTION AND USABLE ON CODE (UOC)	(6) QTY
				Group 02 Airframe Fig. 4 Forward Fuselage Assembly, Lower Access Doors 7-31 1111000	
1	PAOZZ	80205	NAS603-7P	• Screw, Machine	110
2	PAOZZ	80205	NAS603-9P	• Screw, Machine	40
3	PAOZZ	88044	AN960JD10L	• Washer, Flat	150
4	PAOZZ	02731	7-31 1111210-1	• Door, Access, Aircraf	1
5	PAOZZ	02731	7-31 1111210-3	• Door, Access, Aircraf	1
6	PAOOO	02731	7-31 1111211-9	• Cover, Access (Usbl Eff 88-0200 and Subs)	1
7	PAOOO	02731	7-31 1111211-10	• Cover, Access (Usbl Eff 88-0200 and Subs)	1
8	PAOZZ	02731	HS4482-02-4	•• Nut, Self-Locking, PI	4
9	PAOZA	02731	7-31 1111305-5	•• Shielding Gasket, EI (U/O P/N 7-311111211-9) (Usbl Eff 88-0200 and Subs)	1
10	PAOZA	02731	7-31 1111305-9	•• Shielding Gasket, EI (U/O P/N 7-311111211-10) (Usbl Eff 88-0200 and Subs)	1
11	PAOOO	02731	7-31 1111212-5	• Door, Access	1
12	PAOOO	02731	7-31 1111212-6	• Door, Access	1
13	PAOZZ	02731	HS4482-02-4	•• Nut, Self-Locking, PI	4
14	PAOZZ	02731	7-31 1111213-5	• Cover, Access (Usbl Eff 88-0200 and Subs)	1
15	PAOZA	02731	7-31 1111305-7	•• Shielding Gasket, EI (Usbl Eff 88-0200 and Subs)	1
16	PAOOO	02731	7-31 1111142-9	• Cover, Access (Usbl Eff 88-0200 and Subs)	1
17	PAOZA	02731	7-31 1111305-3	•• Shielding Gasket, EI	1
END OF FIGURE					



M09-558D

Figure 5. Group 02 Keel Beam Installation, Forward Fuselage
7-31 1111140-601 LH
7-31 1111140-602 RH

(1) ITEM NO.	(2) SMR CODE	(3) CAGE	(4) PART NUMBER	(5) DESCRIPTION AND USABLE ON CODE (UOC)	(6) QTY
				Group 02 Airframe Fig. 5 Keel Beam Installation, Forward Fuselage 7-31 1111140-601 LH 7-31 1111140-602 RH See Fig. 2 for NHA	
1	XDDDD	02731	7-31 1111140-52	• Keel Beam Assy, Fuse RH	1
2	XDFZZ	02731	7-31 1111140-34	•• Clip	1
3	XDFZZ	02731	7-31 1111140-30	•• Clip	1
4	XDFZZ	02731	7-31 1111140-31	•• Clip	1
5	PAOZZ	88044	AN743Z13	•• Bracket, Angle	2
6	PAOZZ	02731	7-31 1111191	•• Bracket, Airframe	1
7	XAOZZ	02731	HS606S3-4	••• Bushing, Sleeve	2
8	XDOZZ	02731	7-31 1111140-19	•• Clip, Fuselage	1
9	XDFZZ	02731	7-31 1111140-26	•• Clip	1
10	XDFZZ	02731	7-31 1111140-28	•• Clip	1
11	XDFZZ	02731	7-31 1111140-21	•• Clip	1
12	PAFZZ	96906	MS21075L4E	•• Nut, Self-Locking, Pl	4
13	PAOZZ	81349	M83454/02-AA106	•• Terminal, Stud (Usbl Eff 88-0200 and Subs)	1
14	XCDDD	02731	7-31 1111140-51	• Keel Beam Assy, Fuse LH	1
15	XDFZZ	02731	7-31 1111140-17	•• Clip	1
16	XDFZZ	02731	7-31 1111140-33	•• Clip	1
17	XDFZZ	02731	7-31 1111140-35	•• Clip	1
18	PAOZZ	80205	MS21075L3E	•• Nut, Self-Locking, Pl	4
19	XDFZZ	02731	7-31 1111140-29	•• Clip	1
20	PAOZZ	88044	AN743Z13	•• Bracket, Angle	2
21	XDFZZ	02731	7-31 1111140-25	•• Clip	1
22	XDFZZ	02731	7-31 1111140-27	•• Clip	1
23	XDFZZ	02731	7-31 1111140-21	•• Clip	1
24	PAFZZ	02731	7-31 1111140-23	•• Clip, Fuselage	1
25	PAOZZ	81349	M83454/02-AA106	•• Terminal, Stud (Usbl Eff 88-0200 and Subs)	1
END OF FIGURE					



M09-559H

Figure 6. Group 02 Forward Fuselage Gun and Ammo Support
7-31 1111000

(1) ITEM NO.	(2) SMR CODE	(3) CAGE	(4) PART NUMBER	(5) DESCRIPTION AND USABLE ON CODE (UOC)	(6) QTY
				Group 02 Airframe Fig. 6 Forward Fuselage Gun and Ammo Support 7-31 1111000	
1	XDOOO	02731	7-31 1111005-605	• Control, Surface	1
2	PAOZZ	02731	HS4712A064	•• Retainer, Nut and Bo	4
3	PAOZZ	02731	HS4595-064	•• Nut, Self-Locking, Ba	4
4	PAFZZ	02731	HS5542-06025	•• Bushing, Sleeve	4
5	XCFFF	02731	7-31 1111150-1	• Intercostal Instl LH	1
5	XCFFF	02731	7-31 1111150-2	• Intercostal Instl RH	1
6	PAFZZ	02731	HS5602-6-4	•• Pin-Rivet, Threaded	2
7	PAFZZ	02731	HS5581-6	•• Collar, Pin-Rivet, Th	2
8	PAFZZ	02731	HS5602-6-6	•• Pin-Rivet. Threaded	2
9	PAFZZ	02731	HS5581-6	•• Collar, Pin-Rivet, Th	2
10	PAFZZ	02731	HS5602-6-7	•• Pin-Rivet, Threaded	5
11	PAFZZ	02731	HS5581-6	•• Collar, Pin-Rivet, Th	5
12	MFFZZ	02731	7-31 1111150-3	•• Shim	1
13	PAFZZ	02731	7-31 1111155-3	•• Support, Structural LH	1
13	XDFZZ	02731	7-31 1111155-4	•• Intercostal Assy RH	1
14	XCFFF	02731	7-21 1111161-1	• Fitting Instl LH	1
14	XDFFF	02731	7-21 1111161-2	• Fitting Instl RH	1
15	PAFZZ	02731	HS5602-6-8	•• Pin-Rivet, Threaded	1
16	PAFZZ	02731	HS5581-6	•• Collar, Pin-Rivet, Th	1
17	PAFZZ	02731	HS5603-8-4	•• Pin-Rivet, Threaded	3
18	PAFZZ	02731	HS5583-8	•• Collar, Pin-Rivet, Th	3
19	PBFZZ	02731	7-21 1111162-1	•• Fitting, Backup, Gunm LH	1
19	PBFZZ	02731	7-21 1111162-2	•• Fitting, Backup, Gunm RH	1
20	XCFFF	02731	7-31 1111183	• Intercostal Instl Ammo Chute Support	1
21	XDFFF	02731	7-31 1111183-15	•• Bracket Assy	2
22	PAOZZ	80205	MS21075L3E	••• Nut, Self-Locking, Pl	2
23	XDFZZ	02731	7-31 1111183-17	••• Bracket	1
24	MFFZZ	02731	7-31 1111183-7	•• Clip	1
25	XDFZZ	02731	7-31 1111183-3	•• Support	1
26	XDFZZ	02731	7-31 1111183-5	•• Support	1
27	XDFZZ	02731	7-31 1111183-9	•• Gusset	1
28	XDFZZ	02731	7-31 1111183-11	•• Gusset	1
END OF FIGURE					

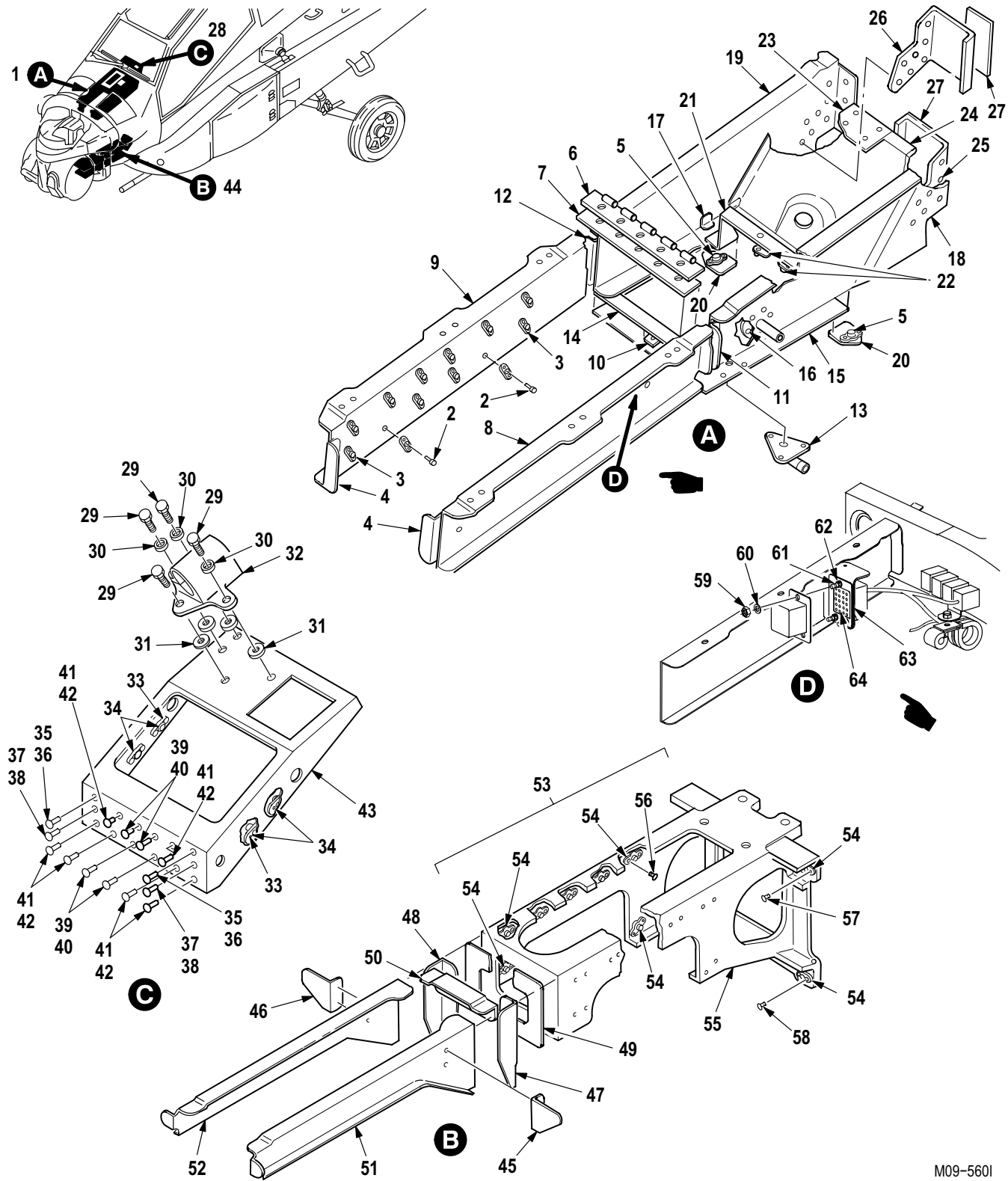
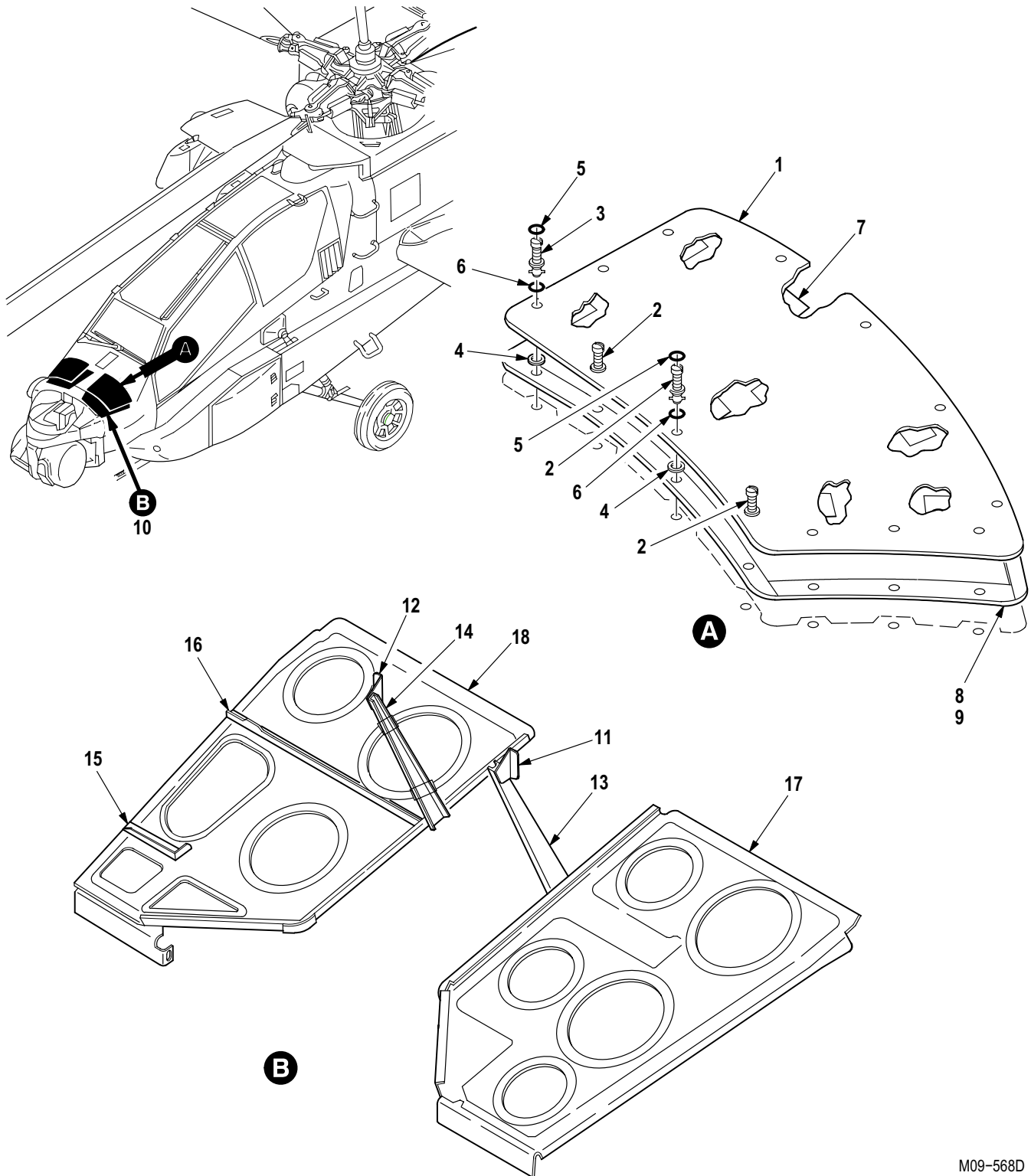


Figure 7. Group 02 Structure and Support Installation (FS 35 to FS 57)
7-31 1111000

(1) ITEM NO.	(2) SMR CODE	(3) CAGE	(4) PART NUMBER	(5) DESCRIPTION AND USABLE ON CODE (UOC)	(6) QTY
				Group 02 Airframe Fig. 7 Structure and Support Installation (FS 35 to FS 57) 7-31 1111000	
1	XCFFF	02731	7-31 1111151-41	• Structure Instl, Upr	1
2	PAFZZ	02731	HS5435-0303	•• Rivet, Blind	24
3	PAOZZ	96906	MS21075L04E	•• Nut, Self-Locking, Pl	12
4	MFFZZ	02731	7-31 1111151-15	•• Angle	2
5	PAFZZ	80205	MS21075L3E	•• Nut, Self-Locking, Pl	2
6	MFFZZ	02731	7-31 1111151-19	•• Leaf, Butt Hinge	1
7	MFFZZ	02731	7-31 1111151-29	•• Filler	1
8	XDFZZ	02731	7-31 1111151-7	•• Intercostal	1
9	XDFZZ	02731	7-31 1111151-8	•• Intercostal	1
10	PAOZZ	02731	HS4271-3S8	•• Mounting Base, Tiedo	1
11	XDFZZ	02731	7-31 1111151-3	•• Clip	1
12	XDFZZ	02731	7-31 1111151-4	•• Clip	1
13	XDFZZ	02731	7-31 1111178	•• Fitting, Drain	1
14	MFFZZ	02731	7-31 1111151-17	•• Shim, Laminated	1
15	XDFZZ	02731	7-31 1111151-21	•• Pan	1
16	XDFZZ	02731	7-31 1111214	•• Mount	1
17	PAOZZ	88044	AN743Z13	•• Bracket, Angle	2
18	XDFZZ	02731	7-31 1111151-5	•• Intercostal	1
19	XDFZZ	02731	7-31 1111151-6	•• Intercostal	1
20	MFFZZ	02731	7-31 1111151-31	•• Clip	2
21	PAFZZ	02731	7-31 1111151-11	•• Bracket, Mounting	1
22	PAFZZ	96906	MS21071L3	•• Nut, Self-Locking, Pl	2
23	PAFZZ	02731	7-31 1111151-9	•• Bracket, Mounting	1
24	XDFZZ	02731	7-31 1111151-27	•• Filler, Upperstruct	1
25	MDFZZ	02731	7-31 1111151-37	•• Clip	1
26	MDFZZ	02731	7-31 1111151-38	•• Bracket	1
27	MFFZZ	02731	7-31 1111151-39	•• Filler, Plate	2
28	XCFFF	02731	7-31 1111195-5	• Support Instl	1
29	PAFZZ	80205	NAS6203-6H	•• Bolt, Shear	4
30	PAFZZ	88044	AN960JD10	•• Washer, Flat	3
31	XDFZZ	02731	7-31 1111195-3	•• Washer	4
32	XDFZZ	02731	7-31 1111197	•• Fitting	1
33	XDFZZ	99551	2881003-4	•• Rivet, Solid	8
34	PAFZZ	80205	MS21075L3E	•• Nut, Self-Locking, Pl	44
35	PAFZZ	02731	HS5604-5-1 1	•• Pin-Rivet, Threaded	22
36	PAFZZ	02731	HS5614-5	•• Collar, Pin-Rivet, Th	22
37	PAFZZ	02731	HS5604-5-6	•• Pin-Rivet, Threaded	22
38	PAFZZ	02731	HS5614-5	•• Collar, Pin-Rivet, Th	22
39	PAFZZ	02731	HS5604-5-3	•• Pin-Rivet, Threaded	44
40	PAFZZ	02731	HS5614-5	•• Collar, Pin-Rivet, Th	44
41	PAFZZ	02731	HS5604-5-5	•• Pin-Rivet, Threaded	66
42	PAFZZ	02731	HS5614-5	•• Collar, Pin-Rivet, Th	66
43	XDFZZ	02731	7-31 1111196-3	•• Fitting	1
44	XCFFF	02731	7-31 1111149	• Support Instl	1
45	MFFZZ	02731	7-31 1111149-5	•• Clip	1
46	MFFZZ	02731	7-31 1111149-6	•• Clip	1
47	XDFZZ	02731	7-31 1111149-7	•• Clip	1
48	XDFZZ	02731	7-31 1111149-8	•• Clip	1

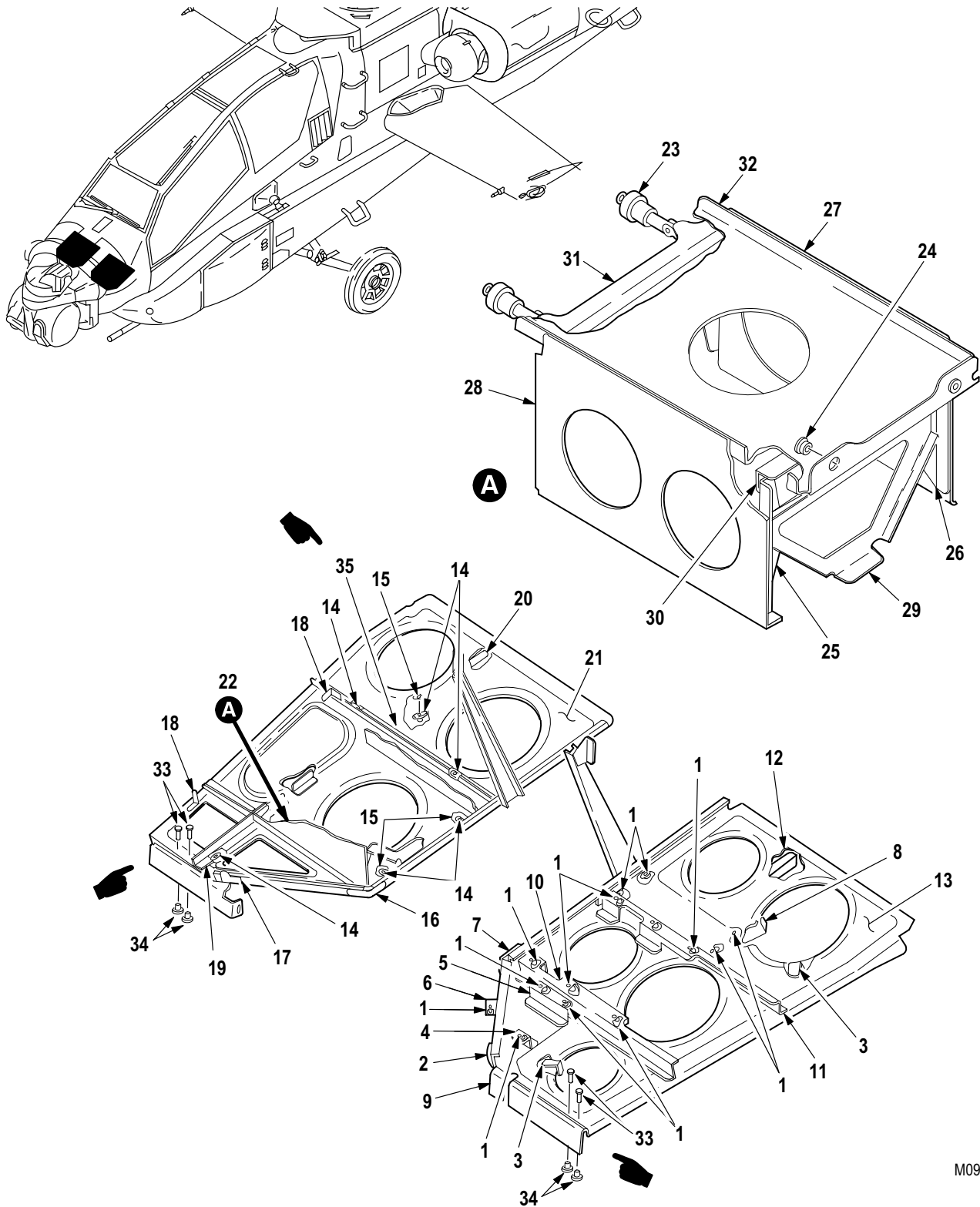
(1) ITEM NO.	(2) SMR CODE	(3) CAGE	(4) PART NUMBER	(5) DESCRIPTION AND USABLE ON CODE (UOC)	(6) QTY
49	XDFZZ	02731	7-31 1111149-1 1	•• Shim	1
50	XDFZZ	02731	7-31 1111149-9	•• Clip	1
51	XDFZZ	02731	7-31 1111149-3	•• Intercostal	1
52	XDFZZ	02731	7-31 1111149-4	•• Intercostal	1
53	XDFFF	02731	7-31 1111149-13	•• Support Assy, Struct	1
54	PAFZZ	96906	MS21075L4E	••• Nut, Self-Locking, Pl	28
55	XDFZZ	02731	7-31 1111189	••• Fitting	1
56	PAFZZ	99551	2881003-4	••• Rivet, Solid	28
57	PAFZZ	02731	HS5435-0305	••• Rivet, Blind	4
58	PAFZZ	02731	HS5435-0306	••• Rivet, Blind	4
59	PAOZZ	80205	MS21042-3	Nut, Self-Locking, Ex A/C With MWO 9-1090-208-50-11 Incorporated	3
60	PAOZZ	80205	NAS620-10L	Washer, Flat A/C With MWO 9-1090-208-50-11 Incorporated	3
61	PAOZZ	80205	MS21042L04	Nut, Self-Locking, Ex A/C With MWO 9-1090-208-50-11 Incorporated	3
62	PAOZZ	80205	NAS620-4L	Washer, Flat A/C With MWO 9-1090-208-50-11 Incorporated	3
63	PAOZZ	02731	HS5450-05-02	Fastener, Blind A/C With MWO 9-1090-208-50-11 Incorporated	2
64	PAOZZ	8V613	7-31 1B25169-001	Bracket, Relay A/C With MWO 9-1090-208-50-11 Incorporated	1
END OF FIGURE					



M09-568D

Figure 8. Group 02 Forward Fuselage Assembly, Electronic Shelf and Doors
7-31 1111000

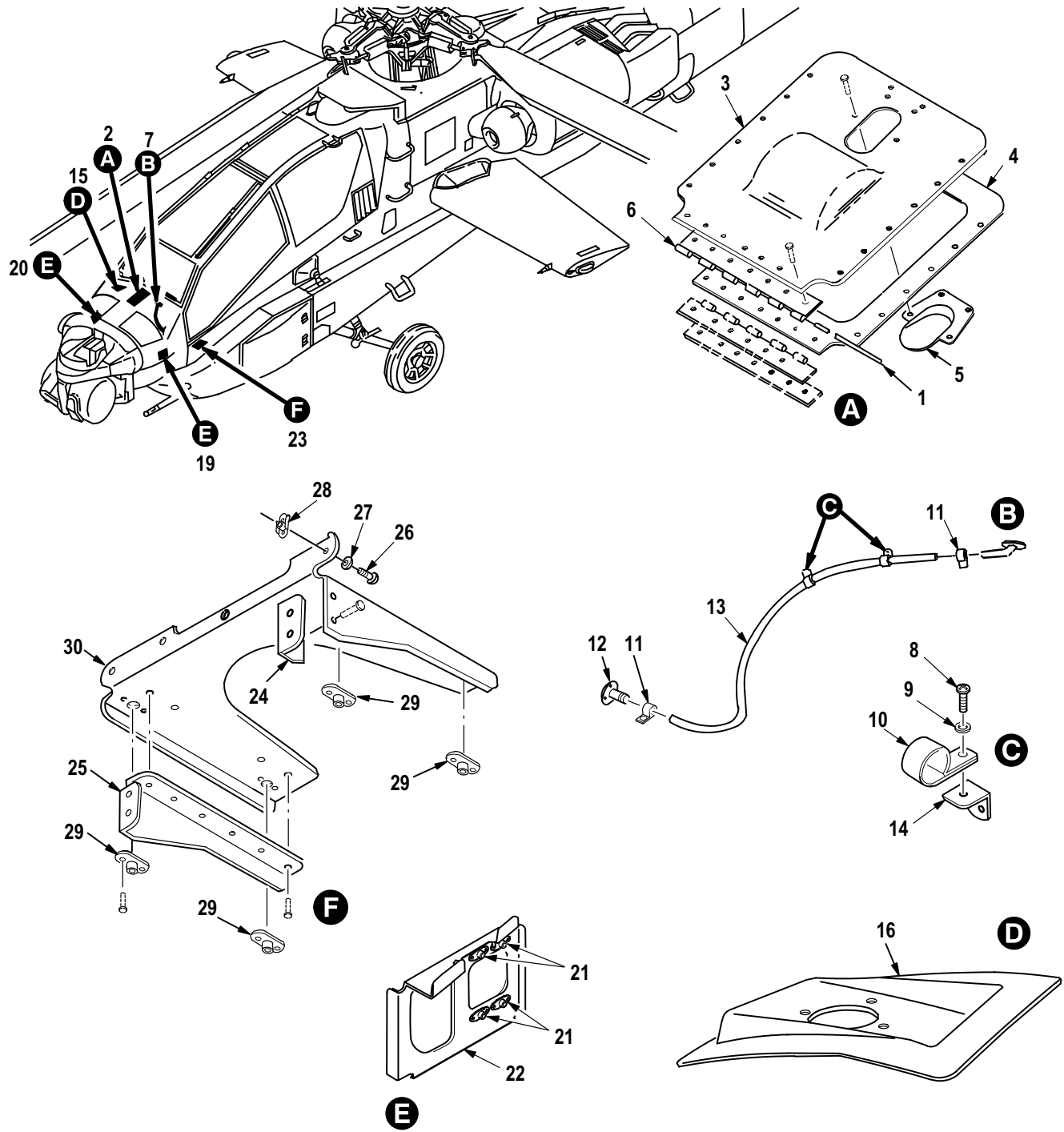
(1) ITEM NO.	(2) SMR CODE	(3) CAGE	(4) PART NUMBER	(5) DESCRIPTION AND USABLE ON CODE (UOC)	(6) QTY
				Group 02 Airframe Fig. 8 Forward Fuselage Assembly, Electronic Shelf and Doors 7-31 1111000	
1	PBOOO	02731	7-31 1111147-25	• Cover, Access LH (Usbl Eff 88-0200 and Subs)	1
1	PBOOO	02731	7-31 1111147-26	• Cover, Access RH (Usbl Eff 88-0200 and Subs)	1
2	PAOZZ	71286	2600-10	•• Stud Assembly, Turnl (Usbl Eff 88-0200 and Subs)	3
3	PAOZZ	71286	26S8-11	•• Stud Assembly, Turnl (Usbl Eff 88-0200 and Subs)	10
4	PAOZZ	02731	HS4432-2	•• Push On Nut	13
5	PAOZZ	96906	MS28775-008	•• O-Ring	13
6	PAOZZ	96906	MS28775-011	•• Packing, Preformed	13
7	MOOZZ	02731	7-31 1180042-5	•• Tape, Hook	8
8	PAOZA	02731	7-31 1111303-3	•• Shielding Gasket, EI (Usbl Eff 88-0200 and Subs)	1
9	PAOZA	02731	7-31 1111303-4	•• Shielding Gasket, EI (Usbl Eff 88-0200 and Subs)	1
10	XCFFF	02731	7-31 1111143	• Shelf Instl Assy Equipment	1
11	MFFZZ	02731	7-31 1111143-35	•• Clip	1
12	MFFZZ	02731	7-31 1111143-36	•• Clip	1
13	XDFZZ	02731	7-31 1111143-33	•• Channel	1
14	XDFZZ	02731	7-31 1111143-34	•• Channel	1
15	XDFZZ	02731	7-31 1111143-67	•• Stiffener	1
16	XDFZZ	02731	7-31 1111143-65	•• Stiffener	1
17	PBFFF	02731	7-31 1111143-41	•• Shelf Assembly, Airf (See Fig. 9 for Breakdown)	1
18	PBFFF	02731	7-31 1111143-89	•• Shelf Assembly, Airf (See Fig. 9 for Breakdown)	1
END OF FIGURE					



M09-600C

Figure 9. Group 02 Shelf Assembly, Aircraft (FS 35 to FS 57)
7-31 1111143-41
7-31 1111143-89

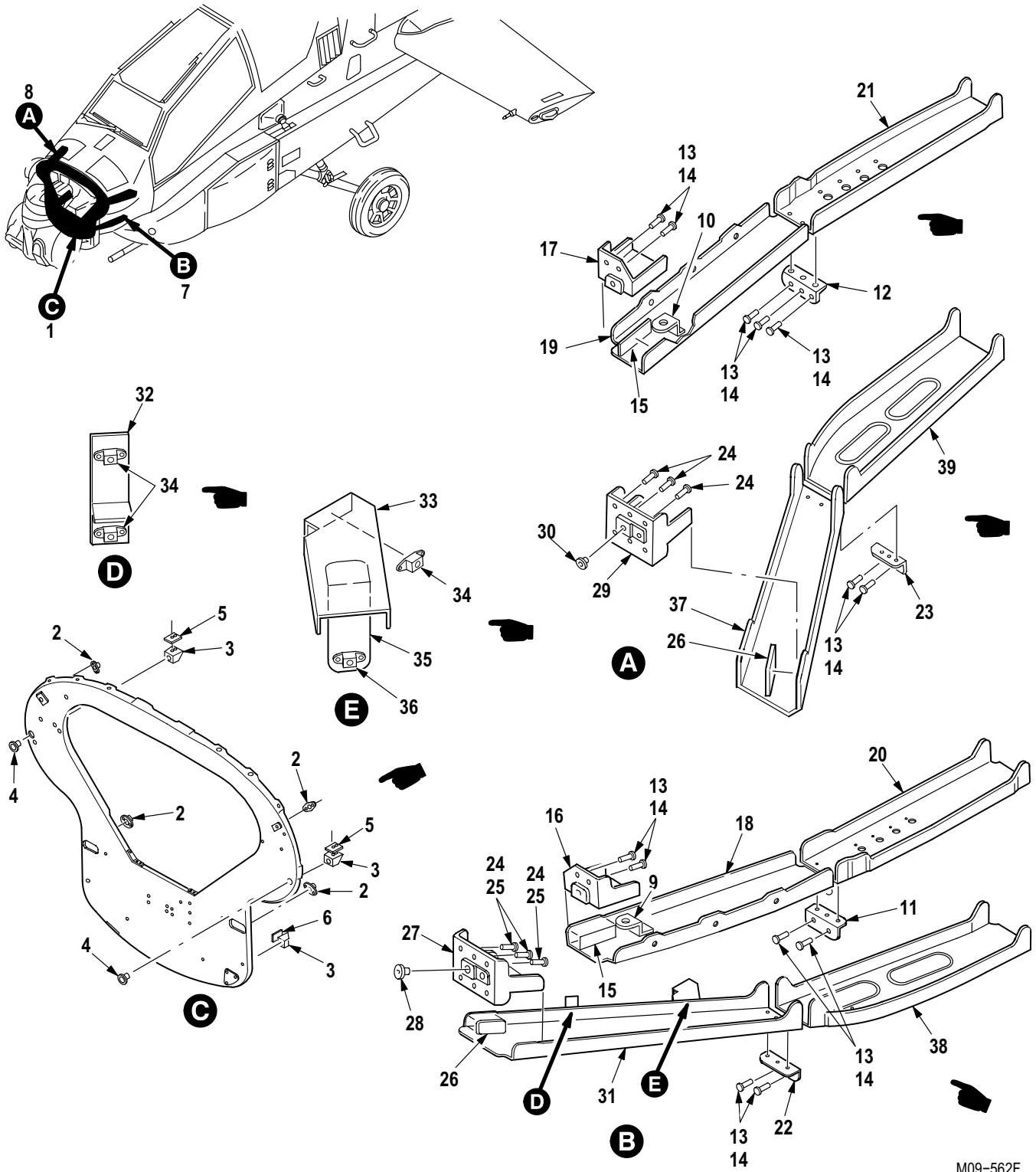
(1) ITEM NO.	(2) SMR CODE	(3) CAGE	(4) PART NUMBER	(5) DESCRIPTION AND USABLE ON CODE (UOC)	(6) QTY
				Group 02 Airframe Fig. 9 Shelf Assembly, Airframe (FS 35 to FS 57) 7-31 1111143-41 7-31 1111143-89 See Fig. 8 for NHA	
1	PAOZZ	80205	MS21075L3E	• Nut, Self-Locking, PI (U/O P/N 7-31111143-41)	14
2	XDFZZ	02731	7-31 1111143-79	• Angle	1
3	PAOZZ	02731	HS4592-1D6-12	• Bracket, Angle	2
4	MFFZZ	02731	7-31 1111143-59	• Support	1
5	MFFZZ	02731	7-31 1111143-61	• Support	1
6	MFFZZ	02731	7-31 1111143-63	• Support	1
7	MFFZZ	02731	7-31 1111143-37	• Clip	1
8	MFFZZ	02731	7-31 1111143-83	• Bracket	1
9	XDFZZ	02731	7-31 1111143-81	• Support	1
10	XDFZZ	02731	7-31 1111143-21	• Support	1
11	XDFZZ	02731	7-31 1111143-29	• Support	1
12	XDFZZ	02731	7-31 1111143-11	• Angle	1
13	XDFZZ	02731	7-31 1111143-73	• Web LH	1
14	PAOZZ	80205	MS21075L3E	• Nut, Self-Locking, PI (U/O P/N 7-31111143-89)	6
15	XDFZZ	80205	NAS1195D3KH	• Nut Spacer, Plate	3
16	MFFZZ	02731	7-31 1111143-39	• Clip (U/O P/N 7-31111143-89)	1
17	XDFZZ	02731	7-31 1111143-80	• Angle	1
18	PAOZZ	88044	AN743Z13	• Bracket, Angle	2
19	XDFZZ	02731	7-31 1111143-69	• Stiffener	1
20	XDFZZ	02731	7-31 1111143-77	• Angle	1
21	XDFZZ	02731	7-31 1111143-75	• Web RH	1
22	PBFFF	02731	7-31 1111143-87	• Tray Assembly, Airfr	1
23	PAFZZ	02731	HS4897-101	•• Fastener, Positive L	2
24	PAOZZ	02731	HS4182S4-008	•• Bushing, Sleeve	2
25	MFFZZ	02731	7-31 1111143-55	•• Clip	1
26	MFFZZ	02731	7-31 1111143-56	•• Clip	1
27	XDFZZ	02731	7-31 1111143-47	•• Support	1
28	XDFZZ	02731	7-31 1111143-49	•• Support	1
29	XDFZZ	02731	7-31 1111143-57	•• Intercostal	2
30	XDFZZ	02731	7-31 1111143-51	•• Stiffener	1
31	XDFZZ	02731	7-31 1111143-53	•• Stiffener	1
32	XDFZZ	02731	7-31 1111143-45	•• Tray	1
33	XDFZZ	02731	HS5604-5-3	• Pin-Rivet, Threaded	2
34	XDFZZ	02731	HS5614-5	• Collar, Pin-Rivet,	2
35	XDFZZ	02731	7-31 1111143-65	• Stiffener (U/O P/N 7-31111143-89)	1
END OF FIGURE					



M09-561F

Figure 10. Group 02 Forward Fuselage Assembly, Canopy Door and Windshield
7-31 1111000

(1) ITEM NO.	(2) SMR CODE	(3) CAGE	(4) PART NUMBER	(5) DESCRIPTION AND USABLE ON CODE (UOC)	(6) QTY
				Group 02 Airframe Fig. 10 Forward Fuselage Assembly, Canopy Door and Windshield 7-31 1111000	
1	MFOZZ	96906	MS20253P2-525	• Pin, Straight	1
2	PAOOO	02731	7-31 1111160	• Door, Access	1
3	XDOZZ	02731	7-31 1111160-3	•• Door, Access	1
4	MOOZZ	02731	7-31 1111160-5	•• Seal	1
5	PAOZZ	02731	HS4217S073C163	•• Latch, Thumb	1
6	MOOZZ	02731	7-31 1111160-7	•• Hinge	1
7	XCOOO	02731	7-21 1111201	• Drain Instl Assy	1
8	PAOZZ	80205	NAS1403-2	•• Screw, Machine	2
9	PAOZZ	88044	AN960PD10L	•• Washer, Flat	2
10	PAOZZ	96906	MS21322-7	•• Clamp, Loop	2
11	PAOZZ	80205	NAS1922-0050-3	•• Clamp, Hose	2
12	PAOZZ	02731	7-21 1111202	•• Outlet, Drain	1
13	MOOZZ	02731	7-21 1111201-3	•• Tube	1
14	PAOZZ	02731	HS4592-1D6-6	•• Bracket, Angle	2
15	XCFFF	02731	7-21 1111092	• Support, Fairing	1
16	PAFZZ	02731	7-21 1111093	•• Cover, Fairing	1
17	XCFFF	02731	7-31 1111164-1	• Bracket Instl (Not Illustrated-Installation Drawing)	1
18	XCFFF	02731	7-31 1111164-1 1	• Bracket Instl (Not Illustrated-Installation Drawing)	1
19	PBFFF	02731	7-31 1111164-3	•• Bracket, Mounting (U/O P/N 7-311111164-1)	1
20	PBFFF	02731	7-31 1111164-7	•• Bracket, Mounting (U/O P/N 7-311111164-1 1)	1
21	PAFZZ	80205	MS21075L3E	•• Nut, Self-Locking, PI	4
22	XAFZZ	02731	7-31 1111164-5	•• Bracket LH	1
22	XDFZZ	02731	7-31 1111164-9	•• Bracket RH	1
23	XDOOO	02731	7-31 1111165	• Bracket, Mounting	1
24	XDOZZ	02731	7-31 1111165-1 1	•• Bracket	1
25	XDOZZ	02731	7-31 1111165-9	•• Support	1
26	PAOZZ	80205	NAS601-6P	•• Screw, Machine	7
27	PAOZZ	88044	AN960JD6L	•• Washer, Flat	7
28	PAOZZ	02731	HS4174	•• Nut, Self-Locking, PI	7
29	PAOZZ	80205	MS21075L3E	•• Nut, Self-Locking, PI	4
30	PBOZZ	02731	7-31 1111165-7	•• Bracket, Support	1
END OF FIGURE					

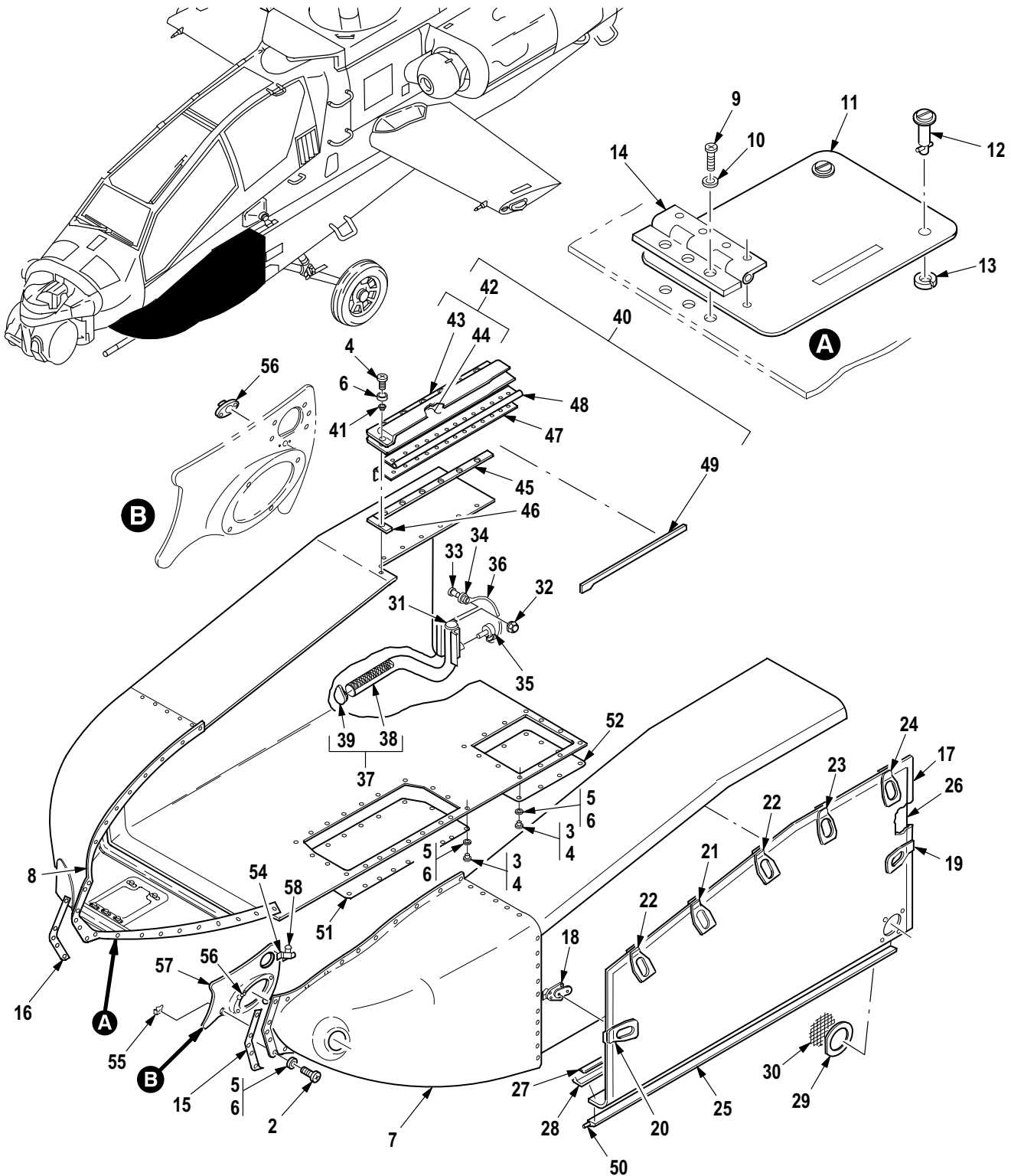


M09-562F

Figure 11. Group 02 Forward Fuselage Assembly, TADS/PNVS Support
7-31 1111000

(1) ITEM NO.	(2) SMR CODE	(3) CAGE	(4) PART NUMBER	(5) DESCRIPTION AND USABLE ON CODE (UOC)	(6) QTY
				Group 02 Airframe Fig. 11 Forward Fuselage Assembly, TADS/PNVS Support 7-31 1111000	
1	XDOFF	02731	7-31 1111006	• Control, Surface, Sup	1
2	PAOZZ	96906	MS21075L5	•• Nut, Self-Locking, PI	4
3	PAOZZ	80205	NAS1033N4	•• Nut, Self-Locking, PI	3
4	PAFZZ	02731	7-31 1111013	•• Bushing, Sleeve	2
4	PAFZZ	02731	7-31 1111013-901	•• Bushing, Sleeve (Oversize Bushing for P/N 7-31111013)	2
4	XDFZZ	02731	7-31 1111013-903	•• Bushing, Sleeve (Oversize Bushing for P/N 7-31111013)	2
5	MFFZZ	02731	7-31 1111006-3	•• Shim, Laminated	2
6	MFFZZ	02731	7-31 1111006-5	•• Shim, Laminated	1
7	XCFFF	02731	7-31 1111184-1	• Intercostal Instl	1
8	XCFFF	02731	7-31 1111184-2	• Intercostal Instl	1
9	MFFZZ	02731	7-31 1111184-43	•• Clip	1
10	PAOZZ	02731	7-31 1111184-44	•• Bracket, Double Angl	1
11	XDFZZ	02731	7-31 1111184-19	•• Clip	1
12	XDFZZ	02731	7-31 1111184-20	•• Clip	1
13	PAFZZ	02731	HS5604-5-3	•• Pin-Rivet, Threaded	7
14	PAFZZ	02731	HS5614-5	•• Collar, Pin-Rivet, Th	7
15	MFFZZ	02731	7-31 1111184-41	•• Shim	1
16	PBFZZ	02731	7-31 1111012-1	•• Bracket, Support	1
17	PBFZZ	02731	7-31 1111012-2	•• Bracket, Support	1
18	XDFZZ	02731	7-31 1111184-17	•• Intercostal	1
19	XDFZZ	02731	7-31 1111184-18	•• Intercostal	1
20	XDFZZ	02731	7-31 1111184-27	•• Intercostal	1
21	XDFZZ	02731	7-31 1111184-28	•• Intercostal	1
22	XDFZZ	02731	7-31 1111184-15	•• Clip	1
23	XDFZZ	02731	7-31 1111184-16	•• Clip	1
24	PAFZZ	02731	HS5604-5-2	•• Pin-Rivet, Threaded	6
25	PAFZZ	02731	HS5614-5	•• Collar, Pin-Rivet, Th	6
26	MFFZZ	02731	7-31 1111184-13	•• Shim	1
27	PBFFF	02731	7-31 1111011-1	•• Fitting Assy Suppor	1
28	PAFZZ	02731	HS5501-1	••• Bushing, Sleeve (Oversize Bushing for P/N 7-31111185)	1
28	PAFZZ	02731	HS5501-2	••• Bushing, Sleeve (Oversize Bushing for P/N 7-31111185)	1
28	XDFZZ	02731	7-31 1111185	••• Bushing, Sleeve	1
29	XDFFF	02731	7-31 1111011-2	•• Bracket, Double Angl	1
30	PAFZZ	02731	HS5501-1	••• Bushing, Sleeve (Oversize Bushing for P/N 7-31111185)	1
30	PAFZZ	02731	HS5501-2	••• Bushing, Sleeve (Oversize Bushing for P/N 7-31111185)	1
30	XDFZZ	02731	7-31 1111185	••• Bushing, Sleeve	1
31	XDFZZ	02731	7-31 1111184-25	•• Intercostal Assy	1
32	MFFZZ	02731	7-31 1111184-37	••• Clip, Assembly	1
33	MFFZZ	02731	7-31 1111184-31	••• Bracket, Assembly	1
34	PAOZZ	80205	MS21075L3E	•••• Nut, Self-Locking, PI	1
35	MFFZZ	02731	7-31 1111184-39	•••• Clip, Assembly	1
36	PAOZZ	80205	MS21075L3E	•••• Nut, Self-Locking, PI	1
37	XDFZZ	02731	7-31 1111184-45	•• Intercostal Assy	1

(1) ITEM NO.	(2) SMR CODE	(3) CAGE	(4) PART NUMBER	(5) DESCRIPTION AND USABLE ON CODE (UOC)	(6) QTY
38	XDFZZ	02731	7-31 1111184-23	•• Intercostal Assy	1
39	XDFZZ	02731	7-31 1111184-24	•• Intercostal Assy	1
END OF FIGURE					

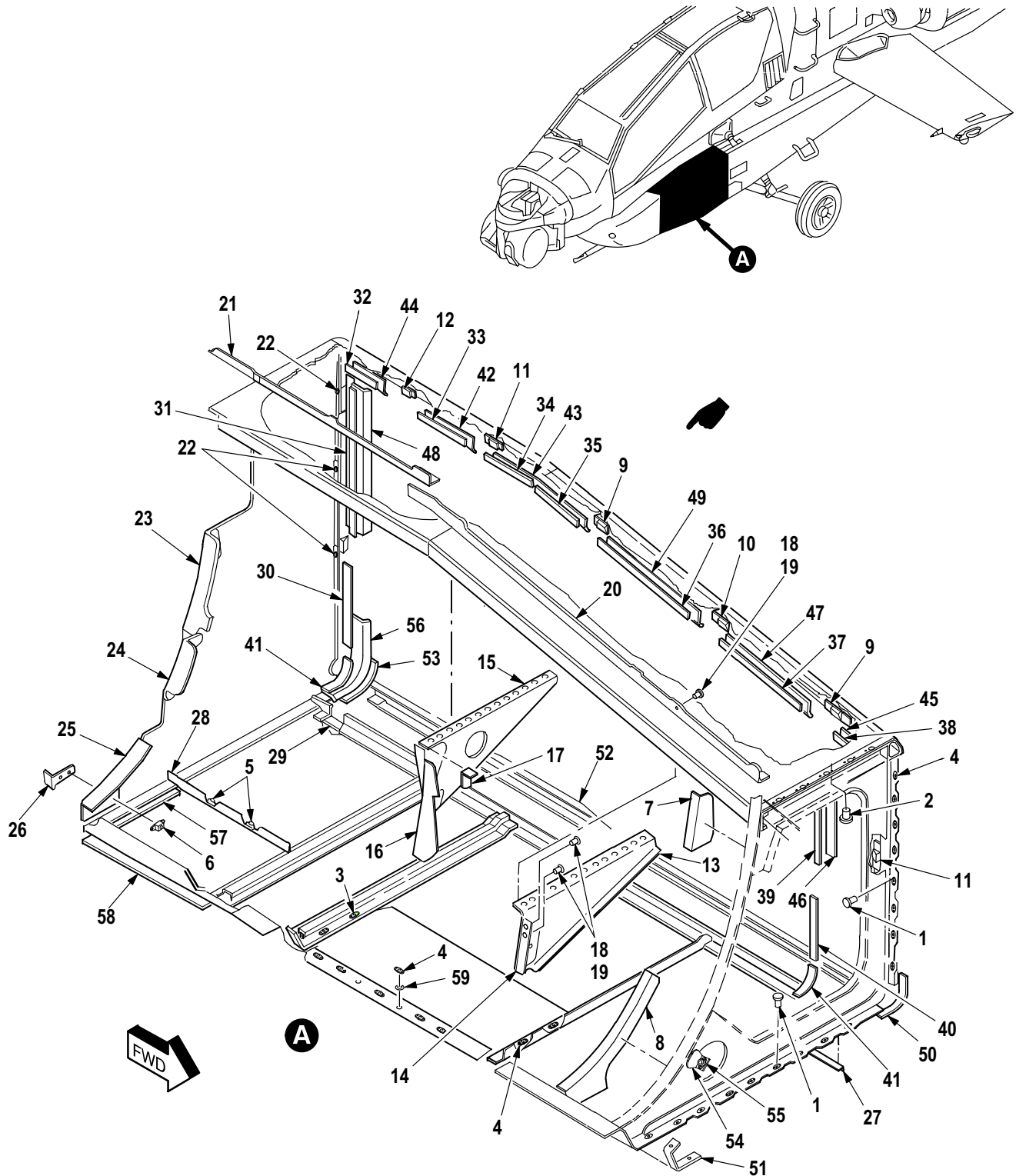


M09-563N

Figure 12. Group 02 Forward Avionics Bay and Fan Support Installation
7-31 1111000

(1) ITEM NO.	(2) SMR CODE	(3) CAGE	(4) PART NUMBER	(5) DESCRIPTION AND USABLE ON CODE (UOC)	(6) QTY
				Group 02 Airframe Fig. 12 Forward Avionics Bay and Fan Support Installation 7-31 1111000	
1	XCOFF	02731	7-31 1111220-1	• Avionics Bay Instl LH (Not Illustrated-Installation Drawing)	1
1	XCOFF	02731	7-31 1111220-2	• Avionics Bay Instl RH (Not Illustrated-Installation Drawing)	1
2	PAOZZ	80205	NAS1403-6	•• Screw, Machine	47
3	PAOZZ	80205	NAS1403-5	•• Screw, Machine	33
4	PAOZZ	80205	NAS623-3-5	•• Screw, Machine RH	40
5	PAOZZ	88044	NAS1149D0332J	•• Washer, Flat LH	79
6	PAOZZ	88044	NAS1149D0332J	•• Washer, Flat RH	87
7	PAOFF	02731	7-31 1111223-605	•• Fairing, Aircraft LH (See Fig. 18 for Breakdown) (Usbl Eff 88-0200 and Subs)	1
8	PAOFF	02731	7-31 1111223-606	•• Fairing, Aircraft RH (See Fig. 18 for Breakdown)	1
9	PAOZZ	96906	MS35206-245	•• Screw, Machine RH	3
10	PAOZZ	88044	AN960JD8L	•• Washer, Flat RH	3
11	PAOOO	02731	7-31 1111231-7	•• Door, Access RH	1
12	PAOZZ	71286	26S8-3	••• Stud Assembly, Turnl	2
13	PAOZZ	02731	HS4432-1	••• Washer, Split	2
14	XDOZZ	96906	MS20001P4-300	••• Leaf, Butt Hinge	1
15	MFFZZ	02731	7-31 1111220-5	•• Seal LH	2
16	MFFZZ	02731	7-31 1111220-6	•• Seal RH	2
17	PAOFF	02731	7-31 1111224-45	•• Door, Access, Airacraf LH (Usbl Eff 88-0200 and Subs) ..	1
17	PAOFF	02731	7-31 1111224-46	•• Door, Access, Airacraf RH (Usbl Eff 88-0200 and Subs) .	1
18	PAOZZ	02731	HS4217S073C145	••• Latch, Thumb	1
19	MFFZZ	02731	7-31 1111224-23	••• Plate	1
20	MFFZZ	02731	7-31 1111224-35	••• Plate	1
21	MFFZZ	02731	7-31 1111224-27	••• Plate	1
22	MFFZZ	02731	7-31 1111224-25	••• Plate	2
23	MFFZZ	02731	7-31 1111224-21	••• Plate	1
24	MFFZZ	02731	7-31 1111224-19	••• Plate	1
25	MFFZZ	02731	7-31 1111224-33	••• Leaf, Butt Hinge LH	1
25	MFFZZ	02731	7-31 1111224-34	••• Leaf, Butt Hinge RH	1
26	XDFZZ	02731	7-31 1111224-3	••• Bonded Assy LH	1
26	XDFZZ	02731	7-31 1111224-4	••• Bonded Assy RH	1
27	MOOZZ	02731	7-31 1111224-43	••• Retainer, Rivet (Usbl Eff 88-0200 and Subs)	1
28	XDOZZ	02731	HS5549-02-0429	••• Gasket, EMI (Usbl Eff 88-0200 and Subs)	1
29	XDOZZ	02731	7-31 1111307-5	••• Doubler LH	1
30	XDOZZ	02731	7-31 1111307-3	••• Cover, Wire LH	1
31	PAOZZ	96906	MS16624-4125	•• Ring, Retaining RH	1
32	PAOZZ	80205	MS21042L3	•• Nut, Self-Locking, Ex RH	1
33	PAOZZ	80205	NAS623-3-1	•• Screw, Machine RH	1
34	PAOZZ	88044	AN960KD10	•• Washer, Flat RH	1
35	PAOZZ	80205	NAS1334A3C19	•• Pin, Quick Release RH	1
36	PAOZZ	02731	HS4494-4800	•• Wire Rope Assembly RH	1
37	PAOOO	02731	7-31 1111235-1 1	•• Step Assy, Airframe RH	1
38	XDOZZ	02731	7-31 1111235-5	••• Tube	1
39	XDOZZ	02731	7-31 1111235-3	••• Cap Assy	1
40	PAOFF	02731	7-31 1111127-21	•• Fairing Assy, Ammo C RH	1
41	PAOZZ	02731	HS4874-2A2A	••• Grommet, Metallic	7
42	XAFFF	02731	7-31 1111127-17	••• Shell Assy	1

(1) ITEM NO.	(2) SMR CODE	(3) CAGE	(4) PART NUMBER	(5) DESCRIPTION AND USABLE ON CODE (UOC)	(6) QTY
43	XDOZZ	02731	7-31 1111127-5 Shell	1
44	XDOZZ	02731	7-31 1111127-19 Shell	1
45	MFFZZ	02731	7-31 1111127-7	... Seal	1
46	MFFZZ	02731	7-31 1111127-9	... Seal	1
47	XDFZZ	02731	7-31 1111127-11	... Angle	1
48	MFFZZ	02731	7-31 1111127-15	... Seal	1
49	MOOZZ	02731	7-31 1111220-3	.. Silicone Rubber, Spo RH	1
50	MFOZZ	96906	MS20253P2-4500	.. Pin, Straight	1
51	PAOZZ	02731	7-31 1111239-1	.. Cover, Access LH	1
51	PAOZZ	02731	7-31 1111239-2	.. Cover, Access RH	1
52	PAOZZ	02731	7-31 1111241-1	.. Cover, Access LH	1
52	PAOZZ	02731	7-31 1111241-2	.. Cover, Access RH	1
53	XCOFF	02731	7-31 1111251-1	· Support, Fan, Instl LH (Not Illustrated-Installation Drawing)	1
53	XCOFF	02731	7-31 1111251-2	· Support, Fan, Instl RH (Not Illustrated-Installation Drawing)	1
54	MFFZZ	02731	7-31 1111251-13	.. Bracket RH (Usbl Eff 88-0200 and Subs)	1
54	MFFZZ	02731	7-31 1111251-7	.. Bracket LH	1
55	PAOZZ	02731	HS4153-02	.. Nut, Self-Locking, PI	5
56	PAOZZ	80205	MS21075L3E	.. Nut, Self-Locking, PI	1
57	PAOZZ	02731	7-31 1111251-901	.. Support Assy, Fan LH	1
57	PAOZZ	02731	7-31 1111251-902	.. Support Assy, Fan RH	1
58	PAOZZ	80205	MS21075L3E	... Nut, Self-Locking, PI	4
END OF FIGURE					

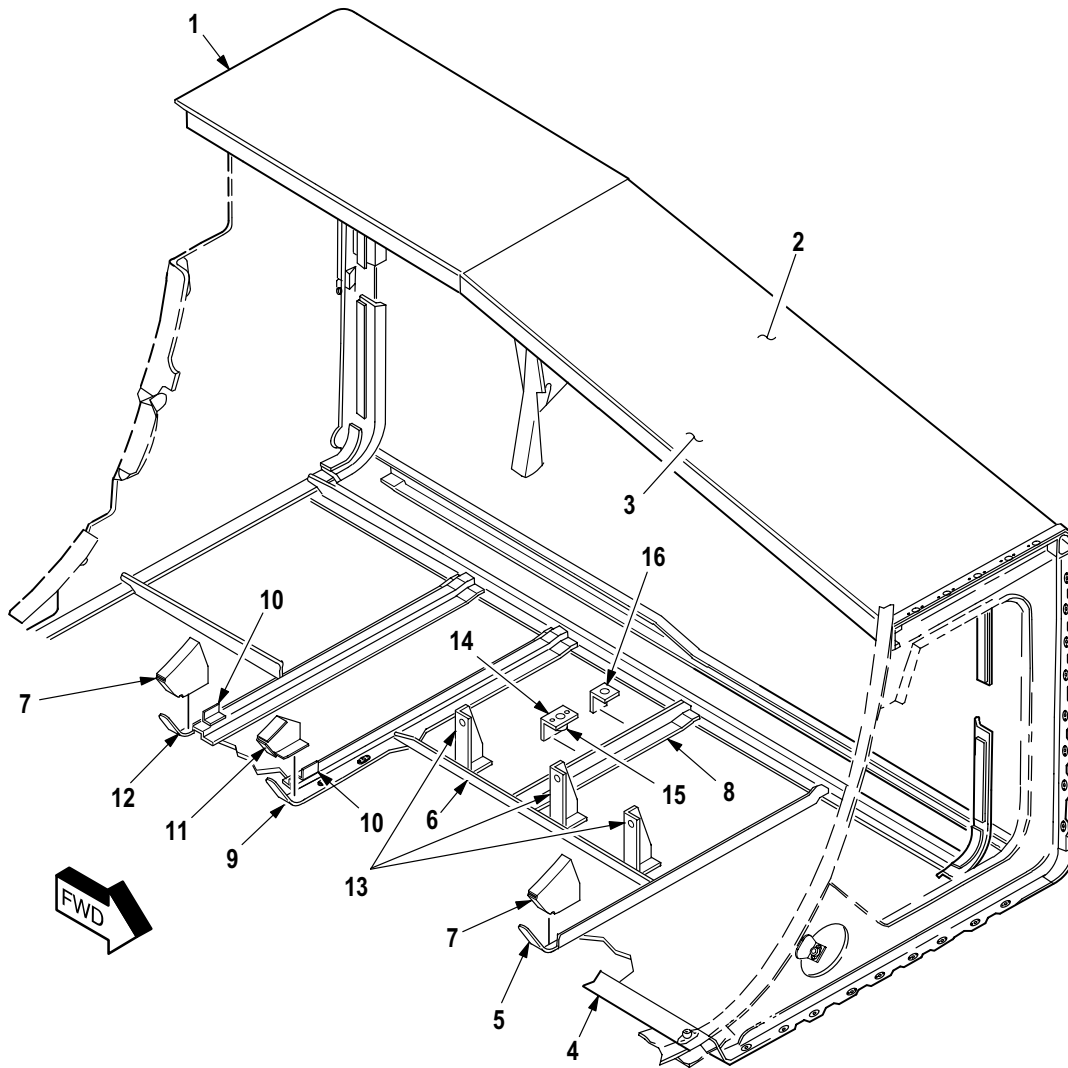
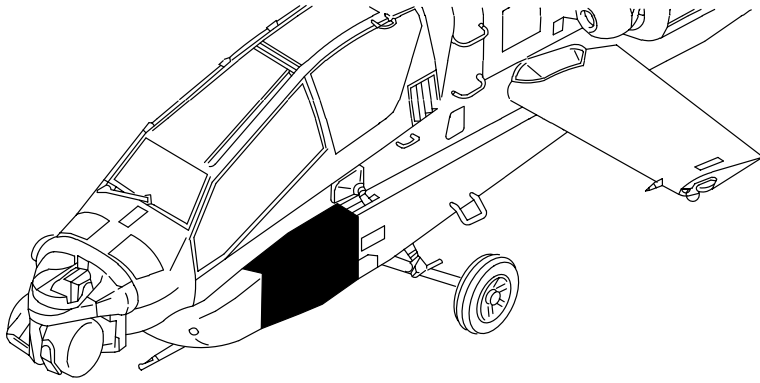


M09-585M

Figure 13. Group 02 Structure Installation, FWD Avionics Bay LH (Part 1)
7-31 1111230-601

(1) ITEM NO.	(2) SMR CODE	(3) CAGE	(4) PART NUMBER	(5) DESCRIPTION AND USABLE ON CODE (UOC)	(6) QTY
				Group 02 Airframe Fig. 13 Structure Installation, FWD Avionics Bay LH (Part 1) 7-31 1111230-601 See Fig. 2 for NHA	
1	PAFZZ	02731	HS5435-0302	• Rivet, Blind	35
2	PAOZZ	02731	HS5435-0303	• Rivet, Blind	10
3	PAOZZ	02731	HS4482-02-4	• Nut, Self-Locking, Pl	13
4	PAOZZ	02731	HS4482-02-3	• Nut, Self-Locking, Pl	41
5	PAOZZ	15653	MF19058-3-2	• Nut, Self-Locking, Pl	3
6	PAOZZ	80205	MS21075L3E	• Nut, Self-Locking, Pl	3
7	XDFZZ	02731	7-31 1111230-35	• Bracket	1
8	XDFZZ	02731	7-31 1111230-33	• Bracket	1
9	PAFZZ	02731	7-31 1111230-87	• Spacer, Plate	2
10	PAFZZ	02731	7-31 1111230-89	• Spacer, Plate	1
11	PAFZZ	02731	7-31 1111230-85	• Spacer, Plate	3
12	PAFZZ	02731	7-31 1111230-83	• Spacer, Fuselage	1
13	XDFZZ	02731	7-31 1111230-51	• Frame	1
14	XDFZZ	02731	7-31 1111230-59	• Angle	1
15	XDFZZ	02731	7-31 1111230-55	• Frame	1
16	XDFZZ	02731	7-31 1111230-65	• Tee	1
17	MFFZZ	02731	7-31 1111230-63	• Clip	1
18	PAOZZ	02731	HS5604-5-3	• Pin-Rivet, Threaded	3
19	PAOZZ	02731	HS5614-5	• Collar, Pin-Rivet, Th	3
20	XDFZZ	02731	7-31 1111230-69	• Angle	1
21	XDFZZ	02731	7-31 1111230-107	• Angle	1
22	PAOZZ	02731	HS4430-1	• Receptacle, Turnlock	3
23	XDFZZ	02731	7-31 1111230-31	• Angle	1
24	XDFZZ	02731	7-31 1111230-29	• Angle	1
25	XDFZZ	02731	7-31 1111230-115	• Bracket	1
26	MFFZZ	02731	7-31 1111230-105	• Clip	1
27	MFOZZ	02731	7-31 1111230-111	• Leaf, Butt Hinge	1
28	XDFZZ	02731	7-31 1111230-17	• Support	1
29	MFOZZ	02731	7-31 1111230-99	• Shim	1
30	MFFZZ	02731	7-31 1111230-149	• Seal, Retainer (Usbl Eff 88-0200 and Subs)	1
31	MFFZZ	02731	7-31 1111230-119	• Seal, Retainer (Usbl Eff 88-0200 and Subs)	1
32	MFFZZ	02731	7-31 1111230-121	• Seal, Retainer (Usbl Eff 88-0200 and Subs)	1
33	MFFZZ	02731	7-31 1111230-135	• Seal, Retainer (Usbl Eff 88-0200 and Subs)	1
34	MFFZZ	02731	7-31 1111230-137	• Seal, Retainer (Usbl Eff 88-0200 and Subs)	1
35	MFFZZ	02731	7-31 1111230-139	• Seal, Retainer (Usbl Eff 88-0200 and Subs)	1
36	MFFZZ	02731	7-31 1111230-129	• Seal, Retainer (Usbl Eff 88-0200 and Subs)	1
37	MFFZZ	02731	7-31 1111230-131	• Seal, Retainer (Usbl Eff 88-0200 and Subs)	1
38	MFFZZ	02731	7-31 1111230-141	• Seal, Retainer (Usbl Eff 88-0200 and Subs)	1
39	MFFZZ	02731	7-31 1111230-143	• Seal, Retainer (Usbl Eff 88-0200 and Subs)	1
40	MFFZZ	02731	7-31 1111230-145	• Seal, Retainer (Usbl Eff 88-0200 and Subs)	1
41	MFFZZ	02731	7-31 1111230-133	• Seal, Retainer (Usbl Eff 88-0200 and Subs)	2
42	XDOZZ	02731	HS5549-02-0077	• Gasket, EMI (Usbl Eff 88-0200 and Subs)	1
43	XDOZZ	02731	HS5549-02-0078	• Gasket, EMI (Usbl Eff 88-0200 and Subs)	1
44	XDOZZ	02731	HS5549-02-0020	• Gasket, EMI (Usbl Eff 88-0200 and Subs)	1
45	XDOZZ	02731	HS5549-02-0023	• Gasket, EMI (Usbl Eff 88-0200 and Subs)	1
46	XDOZZ	02731	HS5549-02-0067	• Gasket, EMI (Usbl Eff 88-0200 and Subs)	1
47	XDOZZ	02731	HS5549-02-0071	• Gasket, EMI (Usbl Eff 88-0200 and Subs)	1

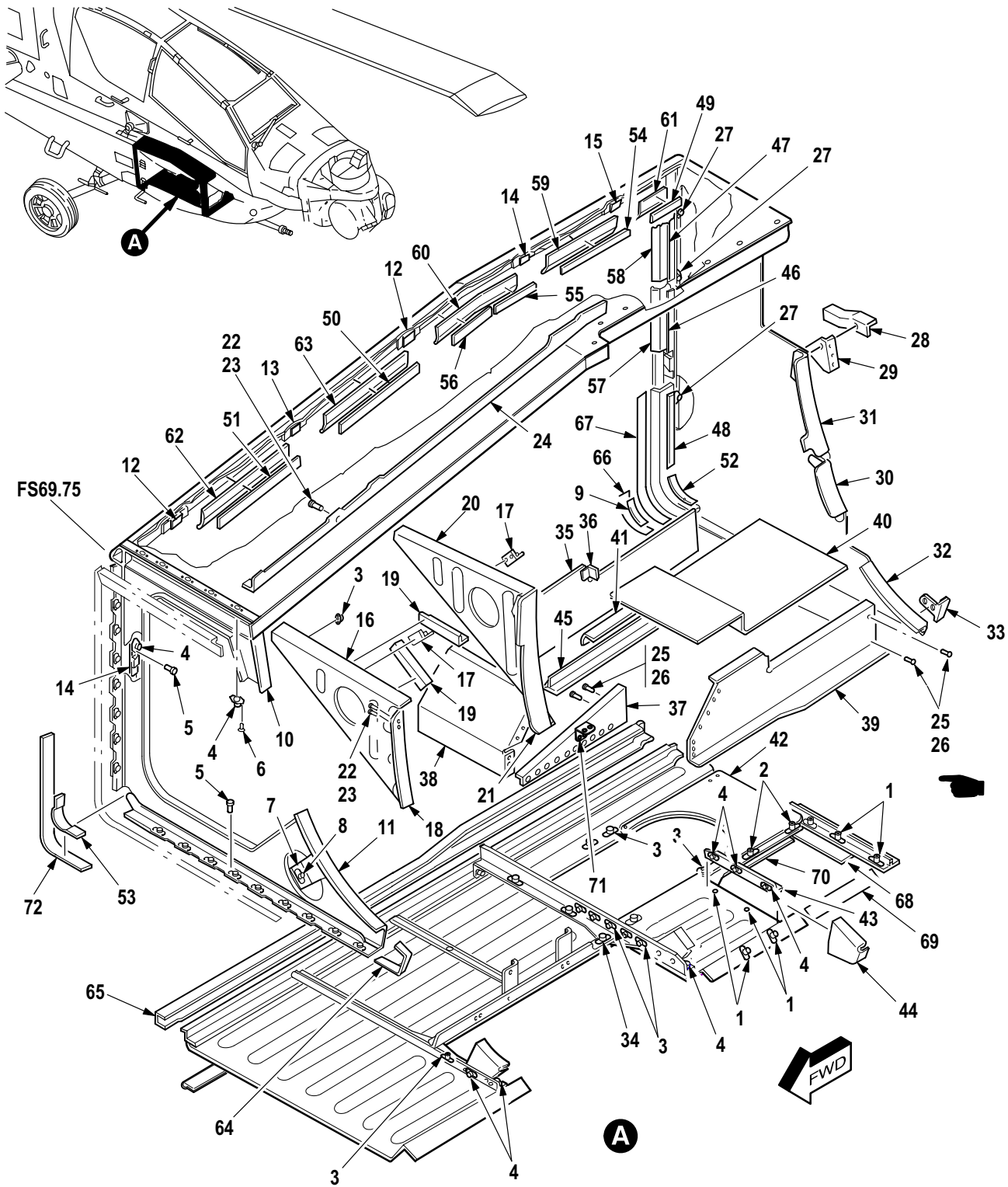
(1) ITEM NO.	(2) SMR CODE	(3) CAGE	(4) PART NUMBER	(5) DESCRIPTION AND USABLE ON CODE (UOC)	(6) QTY
48	XDOZZ	02731	HS5549-02-01 17	• Gasket, EMI (Usbl Eff 88-0200 and Subs)	1
49	XDOZZ	02731	HS5549-02-0079	• Gasket, EMI (Usbl Eff 88-0200 and Subs)	1
50	MFFZZ	02731	7-31 1111230-155	• Closeout (Usbl Eff 88-0200 and Subs)	1
51	MFFZZ	02731	7-31 1111230-169	• Closeout (Usbl Eff 88-0200 and Subs)	1
52	MFFZZ	02731	7-31 1111230-157	• Hinge, Support (Usbl Eff 88-0200 and Subs)	1
53	MFFZZ	02731	7-31 1111230-159	• Filler (Usbl Eff 88-0200 and Subs)	1
54	XDFFF	02731	7-31 1113240-7	• Bracket Assy (Usbl Eff 88-0200 and Subs)	1
55	PAFZZ	96906	MS21069L3	• Nut, Self-Locking, Pl	1
56	XDOZZ	02731	HS5549-02-0105	• Gasket, EMI (Usbl Eff 88-0200 and Subs)	1
57	PAFZZ	78022	7-31 1111230-171	• Spacer, Special Shap	1
58	PAFZZ	02731	7-31 1111230-177	• Gasket	1
59	PAFZZ	80205	NAS1195D3KH	• Nut Spacer, Plate	1
END OF FIGURE					



M09-1257A

Figure 14. Group 02 Structure Installation, FWD Avionics Bay LH (Part 2)
7-31 1111230-601

(1) ITEM NO.	(2) SMR CODE	(3) CAGE	(4) PART NUMBER	(5) DESCRIPTION AND USABLE ON CODE (UOC)	(6) QTY
				Group 02 Airframe Fig. 14 Structure Installation, FWD Avionics Bay LH (Part 2) 7-31 1111230-601 See Fig. 2 for NHA	
1	XCFFF	02731	7-31 111124-41	• Walkway, LH	1
2	XDFZZ	02731	7-31 111124-39	•• Stiffener	1
3	XDFZZ	02731	7-31 111124-43	•• Bond Assy	1
4	XDFFF	02731	7-31 1111236	• Skin Assy-LWR FAB	1
5	XDOZZ	02731	7-31 1111236-5	•• Stiffener	1
6	XDOZZ	02731	7-31 1111236-11	•• Stiffener	1
7	XDOZZ	02731	7-31 1111236-13	•• Gusset	2
8	XDOZZ	02731	7-31 1111236-7	•• Stiffener	1
9	XDOZZ	02731	7-31 1111236-17	•• Stiffener	1
10	XDOZZ	02731	7-31 1111236-19	•• Clip	2
11	XDOZZ	02731	7-31 1111236-15	•• Gusset	1
12	XDOZZ	02731	7-31 1111236-9	•• Stiffener	1
13	XDOZZ	02731	7-31 1111236-21	•• Bracket, Angle	3
14	XDOZZ	02731	7-31 1111236-25	•• Bracket Assy	1
15	PAOZZ	80205	MS21075L3E	••• Nut, Self-Locking, Pl	1
16	XDOZZ	02731	HS4592-1D6-10	•• Bracket, Angle	1
END OF FIGURE					

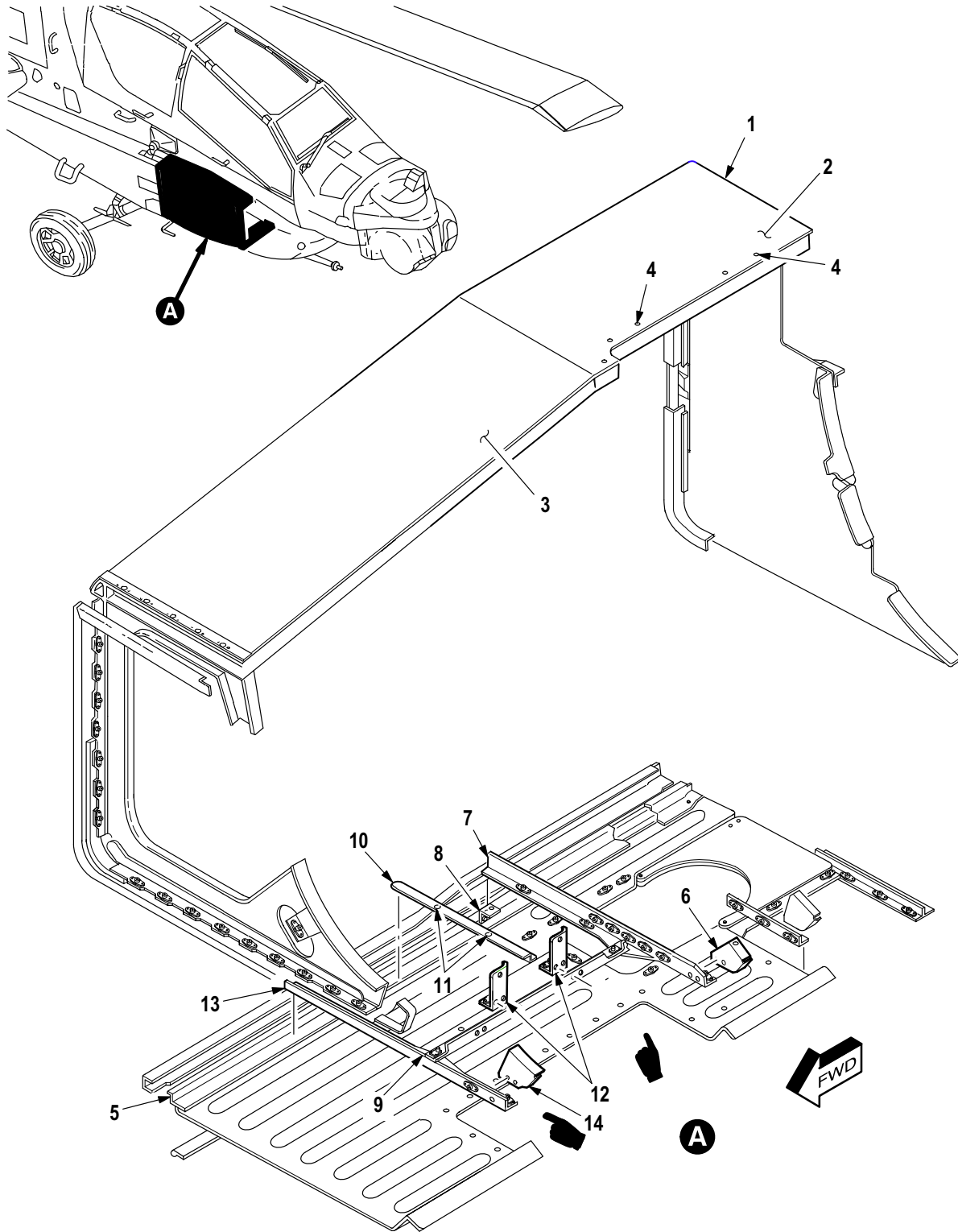


M09-586N

Figure 15. Group 02 Structure Installation, FWD Avionics Bay RH (Part 3)
7-31 1111230-602
7-31 1111230-604 A/C With MWO 1-1520-238-50-49 Incorporated

(1) ITEM NO.	(2) SMR CODE	(3) CAGE	(4) PART NUMBER	(5) DESCRIPTION AND USABLE ON CODE (UOC)	(6) QTY
				Group 02 Airframe Fig. 15 Structure Installation, FWD Avionics Bay RH (Part 3) 7-31 1111230-602 7-31 1111230-604 A/C With MWO 1-1520-238-50-49 Incorporated See Fig. 2 for NHA	
1	PAOZZ	02731	HS4482-02-4	• Nut, Self-Locking, Pl	13
2	PAOZZ	15653	MF19058-3-2	• Nut, Self-Locking, Pl	3
3	PAOZZ	80205	MS21075L3E	• Nut, Self-Locking, Pl	22
4	PAOZZ	02731	HS4482-02-3	• Nut, Self-Locking, Pl	27
5	PAOZZ	02731	HS5435-0302	• Rivet, Blind	35
6	PAFZZ	02731	HS5435-0303	• Rivet, Blind	10
7	XDFFF	02731	7-31 1113240-7	• Bracket Assy	1
8	PAFZZ	96906	MS21069L3	• Nut, Self-Locking, Pl	1
9	MFOZZ	02731	7-31 1111230-99	• Shim	1
10	XDFZZ	02731	7-31 1111230-37	• Bracket	1
11	XDFZZ	02731	7-31 1111230-34	• Bracket	1
12	PAFZZ	02731	7-31 1111230-87	• Spacer, Plate	2
13	PAFZZ	02731	7-31 1111230-89	• Spacer, Plate	1
14	PAFZZ	02731	7-31 1111230-85	• Spacer, Plate	3
15	PAFZZ	02731	7-31 1111230-83	• Spacer, Fuselage	1
16	XDFZZ	02731	7-31 1111230-53	• Frame	1
17	PAOZZ	02731	HS4592-1D6-6	• Bracket, Angle	3
18	XDFZZ	02731	7-31 1111230-61	• Angle	1
19	XDFZZ	02731	7-31 1111230-79	• Angle	2
20	XDFZZ	02731	7-31 1111230-57	• Frame	1
20	XDFZZ	02731	7-31 1111230-179	• Frame A/C With MWO 1-1520-238-50-49 Incorporated .	1
21	XDFZZ	02731	7-31 1111230-67	• Tee	1
22	PAFZZ	02731	HS5604-5-3	• Pin-Rivet, Threaded	4
23	PAFZZ	02731	HS5614-5	• Collar, Pin-Rivet, Th	4
24	XDFZZ	02731	7-31 1111230-73	• Angle	1
25	PAFZZ	02731	HS5604-5-2	• Pin-Rivet, Threaded	4
26	PAFZZ	02731	HS5614-5	• Collar, Pin-Rivet, Th	4
27	PAOZZ	02731	HS4430-1	• Receptacle, Turnlock	3
28	XDFZZ	02731	7-31 1111230-77	• Angle	1
29	XDFZZ	02731	7-31 1111230-25	• Angle	1
30	XDFZZ	02731	7-31 1111230-21	• Angle	1
31	XDFZZ	02731	7-31 1111230-23	• Angle	1
32	XDFZZ	02731	7-31 1111230-101	• Bracket	1
33	XDFZZ	02731	7-31 1111230-106	• Clip	1
34	PAFZZ	80205	NAS1195D3KH	• Nut Spacer, Plate	1
35	XDFZZ	02731	7-31 1111230-41	• Cover, Inbd Side	1
36	XDFZZ	02731	7-31 1111230-91	• Clip	1
37	XDFZZ	02731	7-31 1111230-93	• Brace	1
38	XDFZZ	02731	7-31 1111230-113	• Cover	1
39	XDFZZ	02731	7-31 1111230-5	• Cover, Outbd Side	1
40	XDFZZ	02731	7-31 1111230-49	• Cover	1
41	XDFZZ	02731	7-31 1111230-39	• Angle	1
42	XDFZZ	02731	7-31 1111230-3	• Cover	1
43	XDFZZ	02731	7-31 1111230-11	• Support	1
44	XDFZZ	02731	7-31 1111230-13	• Gusset	1

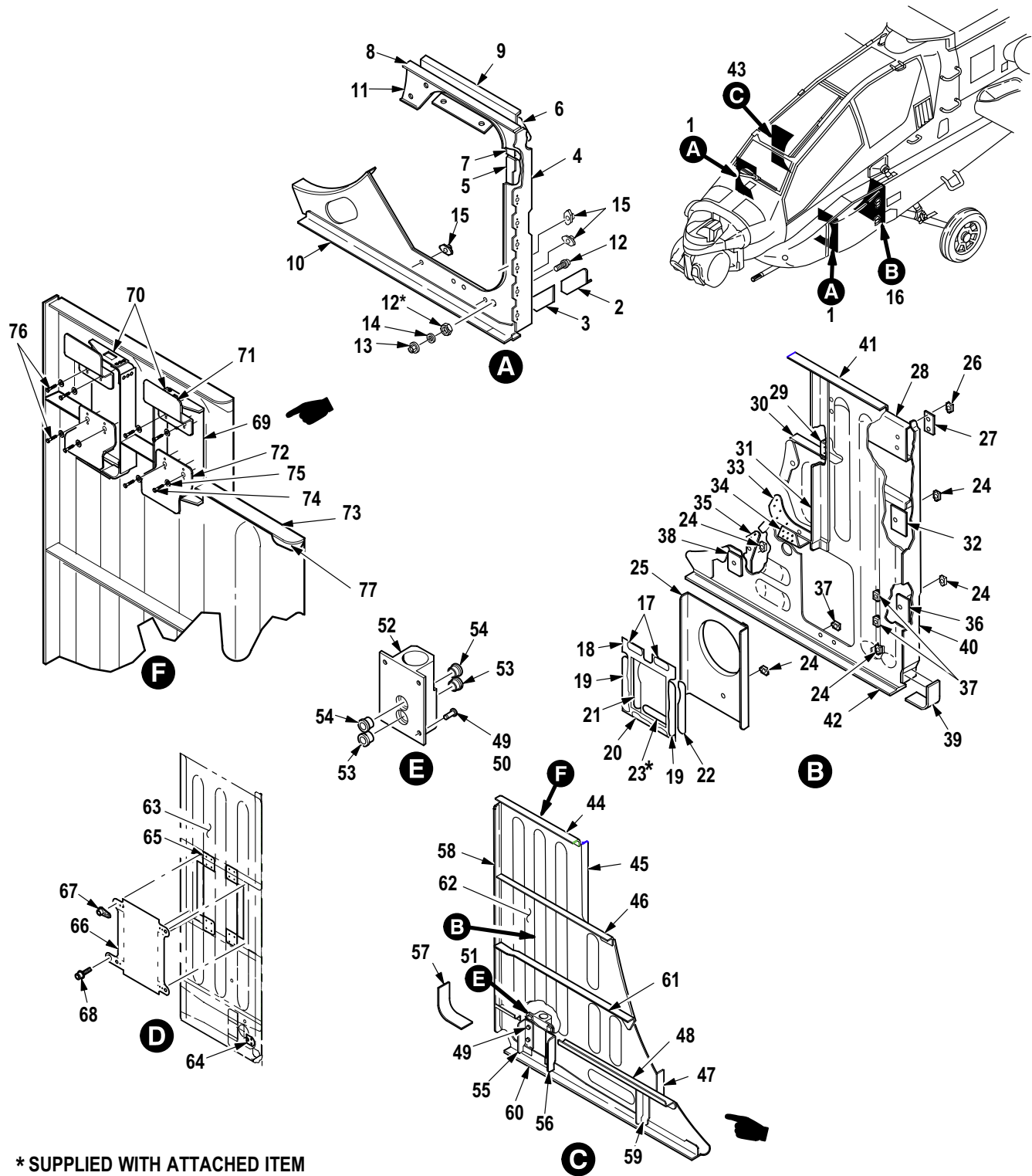
(1) ITEM NO.	(2) SMR CODE	(3) CAGE	(4) PART NUMBER	(5) DESCRIPTION AND USABLE ON CODE (UOC)	(6) QTY
45	XDFZZ	02731	7-31 1111230-7	• Support	1
46	MFFZZ	02731	7-31 1111230-165	• Seal, Retainer	1
47	MFFZZ	02731	7-31 1111230-167	• Seal, Retainer	1
48	MFFZZ	02731	7-31 1111230-117	• Seal, Retainer	1
49	MFFZZ	02731	7-31 1111230-121	• Seal, Retainer	1
50	MFFZZ	02731	7-31 1111230-129	• Seal, Retainer	1
51	MFFZZ	02731	7-31 1111230-131	• Seal, Retainer	1
52	MFFZZ	02731	7-31 1111230-133	• Seal, Retainer	1
53	MFFZZ	02731	7-31 1111230-156	• Closeout	1
54	MFFZZ	02731	7-31 1111230-135	• Seal, Retainer	1
55	MFFZZ	02731	7-31 1111230-137	• Seal, Retainer	1
56	MFFZZ	02731	7-31 1111230-139	• Seal, Retainer	1
57	PAOZA	02731	HS5549-02-0044	• Shielding Gasket, El	1
58	XDOZZ	02731	HS5549-02-0060	• Gasket, EMI	1
59	XDOZZ	02731	HS5549-02-0077	• Gasket, EMI	1
60	XDOZZ	02731	HS5549-02-0078	• Gasket, EMI	1
61	XDOZZ	02731	HS5549-02-0020	• Gasket, EMI	1
62	XDOZZ	02731	HS5549-02-0071	• Gasket, EMI	1
63	XDOZZ	02731	HS5549-02-0079	• Gasket, EMI	1
64	MFFZZ	02731	7-31 1111230-169	• Closeout	1
65	MFFZZ	02731	7-31 1111230-161	• Hinge, Support	1
66	MFFZZ	02731	7-31 1111230-153	• Filler	1
67	XDOZZ	02731	HS5549-02-01 10	• Gasket, EMI	1
68	PAFZZ	02731	7-31 1111230-175	• Spacer, Special Shap	1
69	PAFZZ	02731	7-31 1111230-177	• Gasket	1
70	PAFZZ	02731	7-31 1111230-173	• Spacer, Plate	1
71	PAOZZ	02731	HS4592-1D6-8	• Bracket, Angle A/C With MWO 1-1520-238-50-49 Incorporated	1
72	XDOZZ	02731	HS5549-02-0102	• Gasket, EMI	1
END OF FIGURE					



M09-1258C

Figure 16. Group 02 Structure Installation, FWD Avionics Bay RH (Part 4)
7-31 1111230-602
7-31 1111230-604 A/C With MWO 1-1520-238-50-49 Incorporated

(1) ITEM NO.	(2) SMR CODE	(3) CAGE	(4) PART NUMBER	(5) DESCRIPTION AND USABLE ON CODE (UOC)	(6) QTY
				Group 02 Airframe Fig. 16 Structure Installation, FWD Avionics Bay RH (Part 4) 7-31 1111230-602 7-31 1111230-604 A/C With MWO 1-1520-238-50-49 Incorporated See Fig. 2 for NHA	
1	XDFFF	02731	7-31 1111238-35	• Walkway	1
2	XDFFF	02731	7-31 1111238-37	•• Bond, Assy	1
3	XDFZZ	02731	7-31 1111238-39	••• Weld, Assy	1
4	PAFZZ	02731	HS4482-02-3	•• Nut, Self-Locking, PI	7
5	XDFFF	02731	7-31 1111237-601	• Skin Assy RH	1
6	XDOZZ	02731	7-31 1111237-15	•• Gusset	1
7	XDOZZ	02731	7-31 1111237-13	•• Stiffener	1
8	PAOZZ	02731	HS4592-2D7-12	•• Bracket, Angle	1
9	XDOZZ	02731	7-31 1111237-11	•• Stiffener	1
10	XDOZZ	02731	7-31 1111237-29	•• Stiffener	1
11	PAOZZ	80205	MS21075L3E	•• Nut, Self-Locking, PI	2
12	XDOZZ	02731	7-31 1111237-25	•• Bracket	2
13	XDOZZ	02731	7-31 1111237-7	•• Stiffener, Structura	1
14	XDOZZ	02731	7-31 1111237-5	•• Gusset	1
END OF FIGURE					



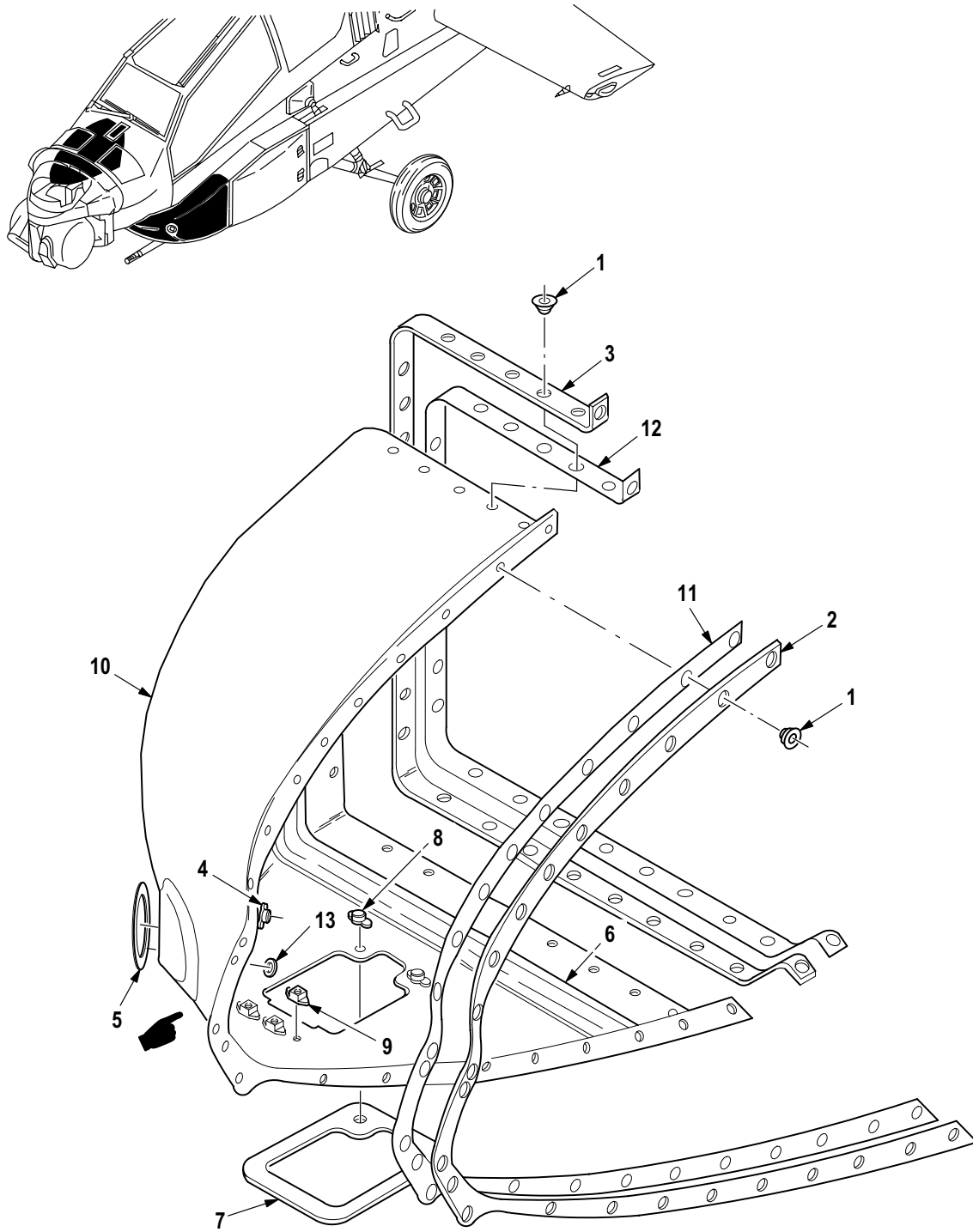
M09-587N

Figure 17. Group 02 Structure Installation, FWD Avionics Bay (Frame Assembly) (Part 5)
 7-31 1111230-601 LH, 7-311111230-602 RH
 7-31 1111230-604 RH A/C With MWO 1-1520-238-50-49 Incorporated

(1) ITEM NO.	(2) SMR CODE	(3) CAGE	(4) PART NUMBER	(5) DESCRIPTION AND USABLE ON CODE (UOC)	(6) QTY
				Group 02 Airframe Fig. 17 Structure Installation, FWD Avionics Bay (Frame Assembly) (Part 5) 7-31 1111230-601 LH 7-31 1111230-602 RH 7-31 1111230-604 RH A/C With MWO 1-1520-238-50-49 Incorporated See Fig. 2 for NHA	
1	XDFFF	02731	7-31 1111233-37	• Frame Assy, LH	1
1	XDFFF	02731	7-31 1111233-38	• Frame Assy RH	1
2	XDFZZ	02731	7-31 1111233-24	•• Bracket RH	1
2	XDFZZ	02731	7-31 1111233-43	•• Bracket LH	1
3	XDFZZ	02731	7-31 1111233-31	•• Spacer	1
4	XDFZZ	02731	7-31 1111233-39	•• Tee LH	1
4	XDFZZ	02731	7-31 1111233-40	•• Tee RH	1
5	XDFZZ	02731	7-31 1111233-10	•• Angle RH	1
5	XDFZZ	02731	7-31 1111233-9	•• Angle LH	1
6	XDFZZ	02731	7-31 1111233-26	•• Bracket RH	1
6	XDFZZ	02731	7-31 1111233-45	•• Bracket LH	1
7	XDFZZ	02731	7-31 1111233-29	•• Spacer	1
8	XDFZZ	02731	7-31 1111233-11	•• Angle	1
9	XDFZZ	02731	7-31 1111233-27	•• Support LH	1
9	XDFZZ	02731	7-31 1111233-28	•• Support RH	1
10	XDFZZ	02731	7-31 1111233-41	•• Tee LH	1
10	XDFZZ	02731	7-31 1111233-42	•• Tee RH	1
11	XDFZZ	02731	7-31 1111233-3	•• Web LH	1
11	XDFZZ	02731	7-31 1111233-4	•• Web RH	1
12	PAFZZ	81349	M83454/04-AA108	•• Terminal, Stud	2
13	PAFZZ	80205	MS21042L3	•• Nut, Self-Locking, Ex	2
14	PAFZZ	88044	AN960JD10L	•• Washer, Flat	2
15	PAFZZ	80205	MS21075L3E	•• Nut, Self-Locking, Pl	3
16	XDFFF	02731	7-31 1111234-65	• Frame Assy LH (FS 115) (U/O P/N 7-311111230-601)	1
17	MOOZZ	02731	7-31 1111234-35	•• Strip	2
18	XDOOO	02731	7-31 1111234-27	•• Closure Assy	1
19	XDOZZ	02731	7-31 1111234-31	••• Fastener, Loop	2
20	XDOZZ	02731	7-31 1111234-33	••• Fastener, Loop	1
21	MOOZZ	02731	7-31 1111234-37	•• Fastener, Hook	1
22	MOOZZ	02731	7-31 1111234-38	•• Fastener, Hook	1
23	MOOZZ	02731	7-31 1111234-39	•• Fastener, Hook	1
24	PAOZZ	80205	MS21075L3E	•• Nut, Self-Locking, Pl	5
25	XDFZZ	02731	7-31 1111234-25	•• Bracket	1
26	XDOZZ	80205	MS21075L08	•• Nut, Self-Locking, Pl	4
27	XDFZZ	02731	7-31 1111234-63	•• Spacer	2
28	XDFZZ	02731	7-31 1111234-59	•• Doubler	1
29	XDFZZ	02731	7-31 1111234-23	•• Clip	1
30	XDFZZ	02731	7-31 1111234-13	•• Angle	1
31	XDFZZ	02731	7-31 1111234-17	•• Angle	1
32	XDFZZ	02731	7-31 1111234-61	•• Doubler	1
33	XDFZZ	02731	7-31 1111234-11	•• Angle	1
34	XDFZZ	02731	7-31 1111234-9	•• Channel	1
35	XDFZZ	02731	7-31 1111234-55	•• Angle	1

(1) ITEM NO.	(2) SMR CODE	(3) CAGE	(4) PART NUMBER	(5) DESCRIPTION AND USABLE ON CODE (UOC)	(6) QTY
36	XDFZZ	02731	7-31 1111234-49	.. Doubler	1
37	PAOZZ	96906	MS21075L4E	.. Nut, Self-Locking, Pl	4
38	XDFZZ	02731	7-31 1111234-51	.. Doubler	1
39	XDFZZ	02731	7-31 1111234-71	.. Closeout	1
40	XDFZZ	02731	7-31 1111234-67	.. Tee	1
41	XDFZZ	02731	7-31 1111234-15	.. Angle	1
42	XDFZZ	02731	7-31 1111234-69	.. Tee	1
43	XDFFF	02731	7-31 1111240-69	· Frame Assy RH (FS 115) (U/O P/N 7-311111230-602) ...	1
43	XDFFF	02731	7-31 1111240-65	· Frame Assy RH (FS 115) A/C With MWO 1-1520-238-50-49 Incorporated	1
44	XDFZZ	02731	7-31 1111240-13	.. Angle	1
45	XDFZZ	02731	7-31 1111240-7	.. Angle	1
46	XDFZZ	02731	7-31 1111240-51	.. Angle	1
47	XDFZZ	02731	7-31 1111240-41	.. Angle	1
48	XDFZZ	02731	7-31 1111240-53	.. Zee	1
49	PAFZZ	02731	HS5603-5-5	.. Pin-Rivet, Threaded	4
50	PAFZZ	02731	HS5583-5	.. Collar, Pin-Rivet, Th	4
51	PAOOO	02731	7-31 1111232-1	.. Support, Structural	1
52	XAOZZ	02731	7-31 1111232-3	... Support	1
53	PAOZZ	02731	HS606S4-1 1	... Bushing, Sleeve	2
54	PAOZZ	02731	HS606S4-14	... Bushing, Sleeve	2
55	XDFZZ	02731	7-31 1111240-24	.. Angle	1
56	XDFZZ	02731	7-31 1111240-37	.. Angle	1
57	XDFZZ	02731	7-31 1111240-29	.. Close Out	1
58	XDFZZ	02731	7-31 1111240-47	.. Tee	1
59	XDFZZ	02731	7-31 1111240-27	.. Angle	1
60	XDFZZ	02731	7-31 1111240-55	.. Tee	1
61	XDOZZ	02731	7-31 1111240-17	.. Plate Assy	1
62	XDFZZ	02731	7-31 1111240-3	.. Web (U/O P/N 7-311111240-65)	1
62	XDFZZ	02731	7-31 1111240-67	.. Web (U/O P/N 7-311111240-69)	1
63	XDFZZ	02731	7-31 1111240-63	.. Web (U/O P/N 7-311111240-65) A/C With MWO 1-1520-238-50-49 Incorporated ...	1
64	PAOZZ	02731	HS4592-1D6-8	.. Bracket, Angle (U/O P/N 7-311111240-65) A/C With MWO 1-1520-238-50-49 Incorporated ...	1
65	XDFZZ	02731	7-31 1111240-59	.. Bracket (U/O P/N 7-311111240-65) A/C With MWO 1-1520-238-50-49 Incorporated ...	2
66	XDFFF	02731	7-31 1111240-57	.. Plate Assy (U/O P/N 7-311111240-65) A/C With MWO 1-1520-238-50-49 Incorporated ...	1
67	PAFZZ	96906	MS21061L3	... Nut, Self-Locking, Pl A/C With MWO 1-1520-238-50-49 Incorporated ..	4
68	PAFZZ	81349	HS5899-04-108	... Terminal, Stud A/C With MWO 1-1520-238-50-49 Incorporated ..	1
69	XDOZZ	8B676	4290258-501	.. Plate, Structural A (U/O P/N 7-311111240-69)	1
70	XDOZZ	8B676	4290257-501	.. Mount Assy, Btry Bo (U/O P/N 7-311111240-69)	1
71	XDOZZ	8B676	2290125-501	.. Bracket, Up Battery (U/O P/N 7-311111240-69)	2
72	XDOZZ	8B676	2290126-501	.. Bracket, Low Battery (U/O P/N 7-311111240-69)	2
73	XDOZZ	8B676	2190231-1	.. Bracket, Sup Battery (U/O P/N 7-311111240-69)	1
74	PA0ZZ	96906	MS51957-45	.. Screw, Machine(U/O P/N 7-311111240-69)	4
75	PA0ZZ	96906	MS15795-807	.. Washer, Flat (U/O P/N 7-311111240-69)	8
76	PA0ZZ	96906	MS51957-46	.. Screw, Machine (U/O P/N 7-311111240-69)	4
77	PA0ZZ	11815	CR3213-5-4	.. Rivet, Blind (U/O P/N 7-311111240-69)	2

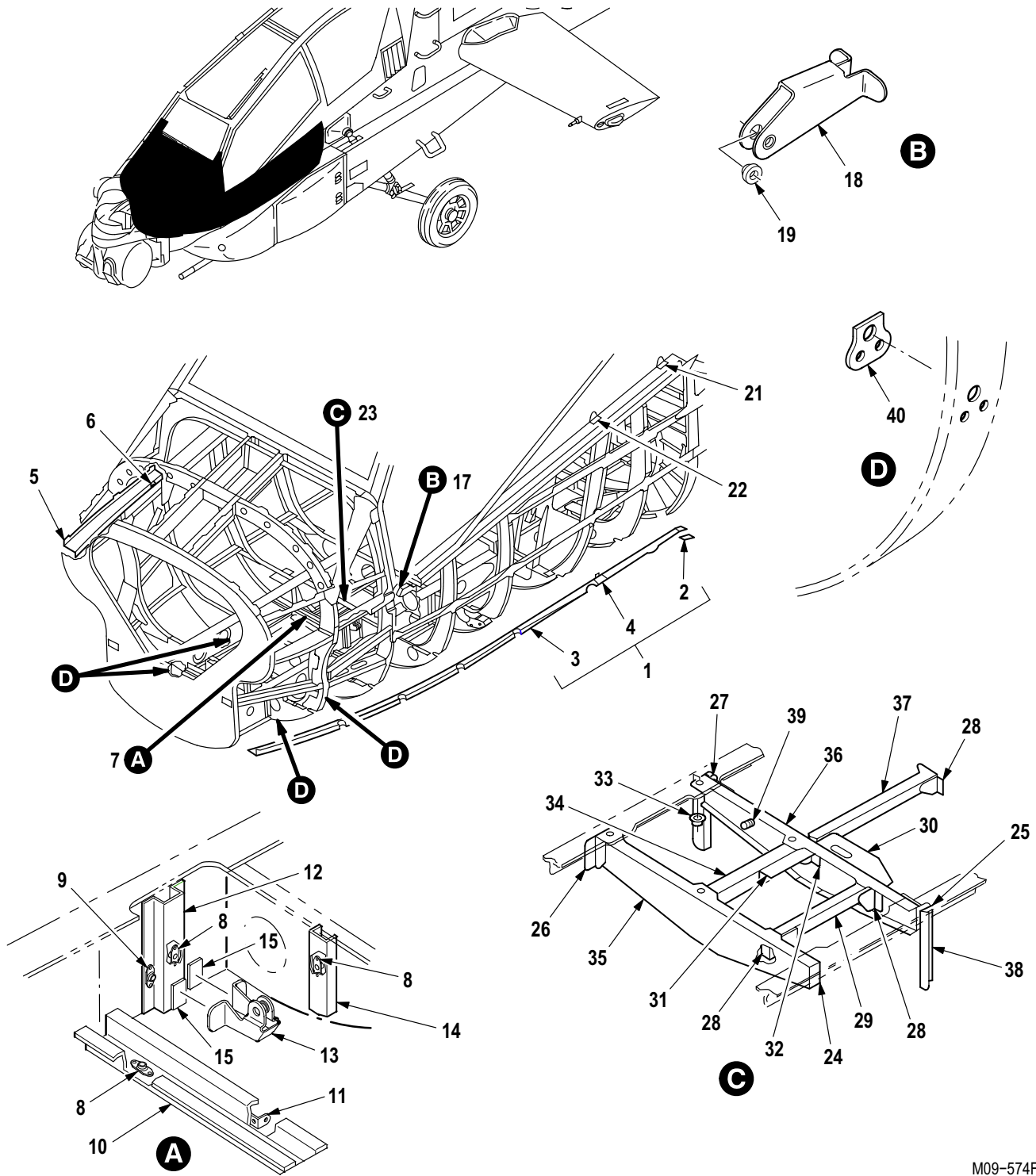
END OF FIGURE



M09-601E

Figure 18. Group 02 Fairing, Fuselage, Nose Assembly
7-31 1111223-605
7-31 1111223-606

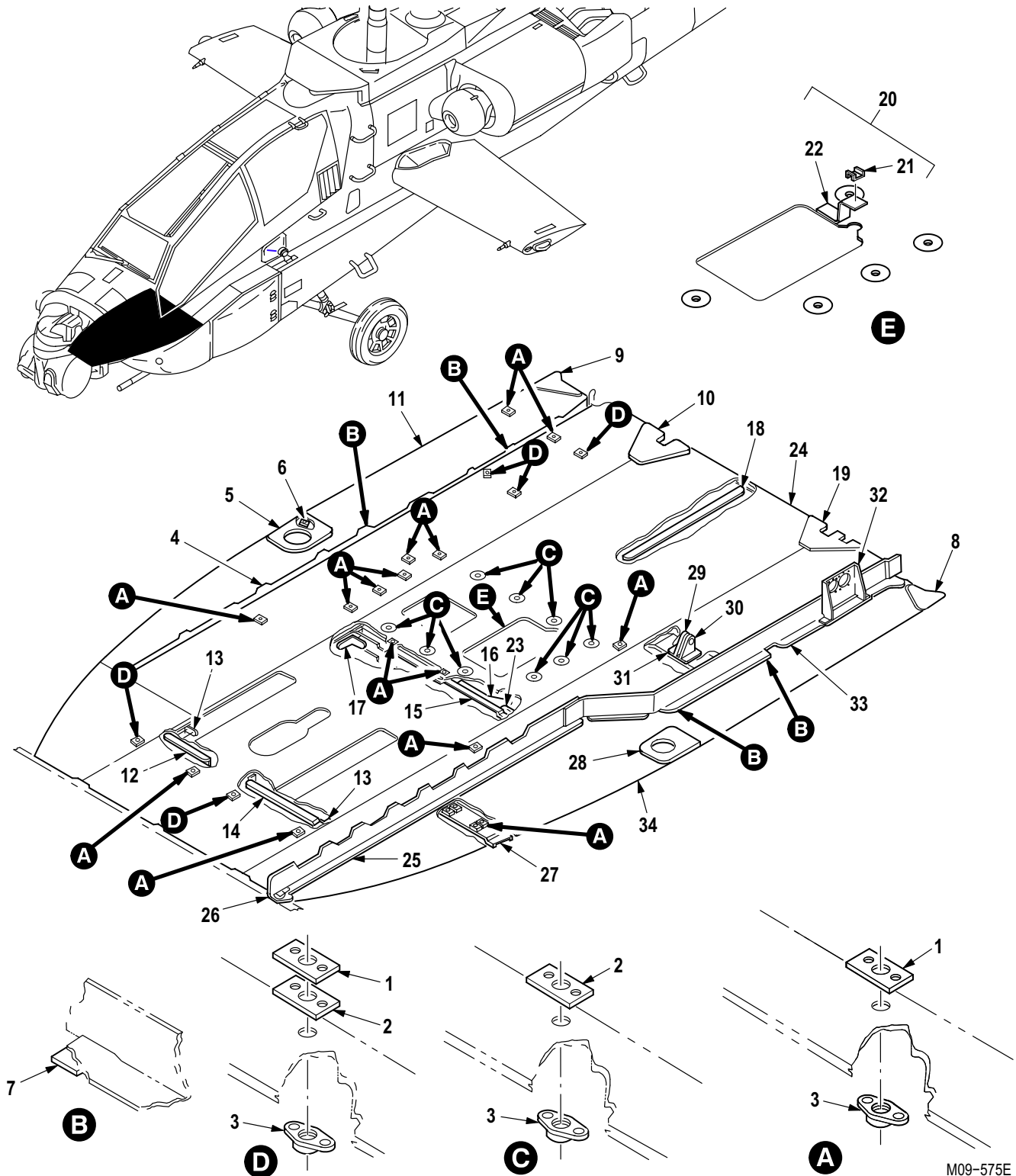
(1) ITEM NO.	(2) SMR CODE	(3) CAGE	(4) PART NUMBER	(5) DESCRIPTION AND USABLE ON CODE (UOC)	(6) QTY
				Group 02 Airframe Fig. 18 Fairing, Fuselage, Nose Assembly 7-31 1111223-605 7-31 1111223-606 See Fig. 12 for NHA	
1	PAOZZ	02731	HS4874-3A2A	• Grommet, Nonmetallic	47
2	MFFZZ	02731	7-31 1111223-31	• Seal LH	1
2	MFFZZ	02731	7-31 1111223-32	• Seal RH	21
3	MFFZZ	02731	7-31 1111223-33	• Rivet Strip LH	21
4	PAFZZ	02731	HS4174	• Nut, Self-Locking, PI	4
5	XDFZZ	02731	7-31 1111223-13	• Doubler	1
6	XDFZZ	02731	7-31 1111223-19	• Stiffener LH	1
6	XDFZZ	02731	7-31 1111223-20	• Stiffener RH	1
7	XDFZZ	02731	7-31 1111223-21	• Doubler RH	1
8	PAOZZ	02731	HS4430-1	• Receptacle, Turnlock RH	2
9	XDOZZ	80205	MS21075L08	• Nut, Self-Locking, PI RH	3
10	XDFZZ	02731	7-31 1111223-17	• Fairing LH	1
10	XDFZZ	02731	7-31 1111223-18	• Fairing RH	1
11	MOOZZ	02731	HS5552-03-0540	• Gasket, EMI, Extruded	1
12	XDOZZ	02731	HS5550-10-0620	• Gasket, EMI, Rectangu	1
13	PAOZZ	96906	MS15795-702	• Washer, Flat	2
END OF FIGURE					



M09-574F

Figure 19. Group 02 Forward Fuselage Structure (FS 35 to FS 80) (Copilot/Gunner)
7-31 1111000

(1) ITEM NO.	(2) SMR CODE	(3) CAGE	(4) PART NUMBER	(5) DESCRIPTION AND USABLE ON CODE (UOC)	(6) QTY
				Group 02 Airframe Fig. 19 Forward Fuselage Structure (FS 35 to FS 80) (Copilot/Gunner) 7-31 1111000	
1	XCFFF	02731	7-31 1111171-601	• Angle Instl LH	1
1	XCFFF	02731	7-31 1111171-602	• Angle Instl RH	1
2	XDFZZ	02731	7-31 1111171-5	•• Plate, Floor, Aircr LH	1
2	XDFZZ	02731	7-31 1111171-6	•• Plate, Floor, Aircr RH	1
3	XDFZZ	02731	7-31 1111171-13	•• Angle LH	1
3	XDFZZ	02731	7-31 1111171-14	•• Angle RH	1
4	XDFZZ	02731	7-31 1111171-10	•• Angle RH	1
4	XDFZZ	02731	7-31 1111171-9	•• Angle LH	1
5	XCDDD	02731	7-31 1111148-5	• Longeron Instl LH	1
5	XCDDD	02731	7-31 1111148-6	• Longeron Instl RH	1
6	PAOZZ	02731	HS4592-1D6-6	•• Bracket, Angle	1
7	XCFFF	02731	7-31 1111193	• Bracket Instl, CPG	1
8	PAOZZ	96906	MS21075L4E	•• Nut, Self-Locking, PI	3
9	PAOZZ	80205	MS21075L3E	•• Nut, Self-Locking, PI	1
10	XDFFF	02731	7-31 1111193-3	•• Support Assy	1
11	PAOZZ	88044	AN743Z13	••• Bracket, Angle	1
12	XDFZZ	02731	7-31 1111193-7	•• Support	1
13	XDFZZ	02731	7-1 11120167-1 1	•• Bracket	1
14	XDFZZ	02731	7-31 1111193-5	•• Channel	1
15	MFFZZ	02731	7-31 1111193-1 1	•• Shim	2
16	XCFFF	02731	7-1 11120181	• Bracket Instl Xdcr (Not Illustrated-Installation Drawing)	1
17	PAFZZ	02731	7-1 11120168-3	•• Bracket, Fuselage	1
18	XAFZZ	02731	7-1 11120168-5	••• Bracket, Transducer	1
19	PAFZZ	02731	HS606S3-4	••• Bushing, Sleeve	2
20	XCFFF	02731	7-21 1111198	• Bracket Instl SSU (Not Illustrated-Installation Drawing)	1
21	PBFZZ	02731	7-21 1111199-3	•• Bracket, Sill Attach	2
22	PBFZZ	02731	7-21 1111199-5	•• Bracket, Sill Attach	2
23	XCFFF	02731	7-31 1111146	• Support, Structural	1
24	MDFZZ	02731	7-31 1111146-27	•• Clip	1
25	MDFZZ	02731	7-31 1111146-17	•• Clip	1
26	MDFZZ	02731	7-31 1111146-20	•• Clip	1
27	MDFZZ	02731	7-31 1111146-18	•• Clip	1
28	MDFZZ	02731	7-31 1111146-23	•• Clip	3
29	MFFZZ	02731	7-31 1111146-9	•• Angle	1
30	MDFZZ	02731	7-31 1111146-29	•• Angle	1
31	MFFZZ	02731	7-31 1111146-47	•• Angle	1
32	MDFZZ	02731	7-31 1111146-45	•• Clip	1
33	PAFZZ	96906	MS21075L4E	•• Nut, Self-Locking, PI	4
34	MFFZZ	02731	7-31 1111146-43	•• Stiffener	1
35	XDFZZ	02731	7-31 1111146-3	•• Beam	1
36	XDFZZ	02731	7-31 1111146-5	•• Beam	1
37	MFFZZ	02731	7-31 1111146-13	•• Stiffener	1
38	MFFZZ	02731	7-31 1111146-1 1	•• Stiffener	2
39	PAOZZ	81349	M83454/02-AA106	•• Terminal, Stud	1
40	PAFZZ	80205	NAS1195C3KH	Nut Spacer, Plate	6
				END OF FIGURE	



M09-575E

Figure 20. Group 02 Floor Installation Assembly, Copilot/Gunner Cockpit
7-31 1111100-603

(1) ITEM NO.	(2) SMR CODE	(3) CAGE	(4) PART NUMBER	(5) DESCRIPTION AND USABLE ON CODE (UOC)	(6) QTY
				Group 02 Airframe Fig. 20 Floor Installation Assembly, Copilot/Gunner Cockpit 7-31 1111100-603 See Fig. 2 for NHA	
1	PAOZZ	80205	NAS1195DD3XM	• Nut Spacer, Plate	15
2	PAFZZ	80205	NAS1195DD3XH	• Nut Spacer, Plate	23
3	PAOZZ	80205	MS21075L3E	• Nut, Self-Locking, Pl	34
4	XDFZZ	02731	7-31 1111100-69	• Support	1
5	XDFZZ	02731	7-31 1111100-53	• Doubler	1
6	XDFZZ	96906	MS21075-08	• Nut, Self-Locking, Pl	12
7	XDFZZ	02731	7-31 1111100-77	• Spacer	4
8	MFFZZ	02731	7-31 1111100-95	• Gusset	2
9	MFFZZ	02731	7-31 1111100-96	• Gusset	1
10	MFFZZ	02731	7-31 1111100-31	• Gusset	2
11	XDFZZ	02731	7-31 1111100-98	• Panel	1
12	XDFZZ	02731	7-31 1111100-19	• Support	1
13	PAOZZ	02731	7-31 1111100-35	• Support, Structural	2
14	XDFZZ	02731	7-31 1111100-17	• Support	1
15	XDFZZ	02731	7-31 1111100-79	• Support	1
16	XDFZZ	02731	7-31 1111100-21	• Support	1
17	PAOZZ	02731	7-31 1111100-37	• Clip, Airframe	1
18	XDFZZ	02731	7-31 1111100-25	• Support	1
19	XDFZZ	02731	7-31 1111100-63	• Gusset	1
20	XDFFF	02731	7-31 1111100-91	• Bracket Assembly	1
21	XDFZZ	02731	HS4271-2R6	• • Mount, Anchor, Tie	1
22	XDFZZ	02731	7-31 1111100-89	• • Bracket	1
23	PAOZZ	02731	7-31 1111100-93	• Support, Structural	1
24	XDFZZ	02731	7-31 1111100-99	• Panel	1
25	XDFZZ	02731	7-31 1111100-83	• Support	1
26	XDFZZ	02731	7-31 1111100-55	• Spacer	1
27	XDFZZ	02731	7-31 1111100-13	• Support	1
28	XDFZZ	02731	7-31 1111100-27	• Doubler	1
29	XDFFF	02731	7-31 1111100-47	• Support Assy	1
30	XDFZZ	02731	HS606B4-3	• • Bushing, Sleeve	1
31	XDFZZ	02731	7-31 1111100-15	• Support	1
32	XDFZZ	02731	7-31 1111100-75	• Support	1
33	XDFZZ	02731	7-31 1111100-81	• Support	1
34	XDFZZ	02731	7-31 1111100-97	• Panel	1
END OF FIGURE					

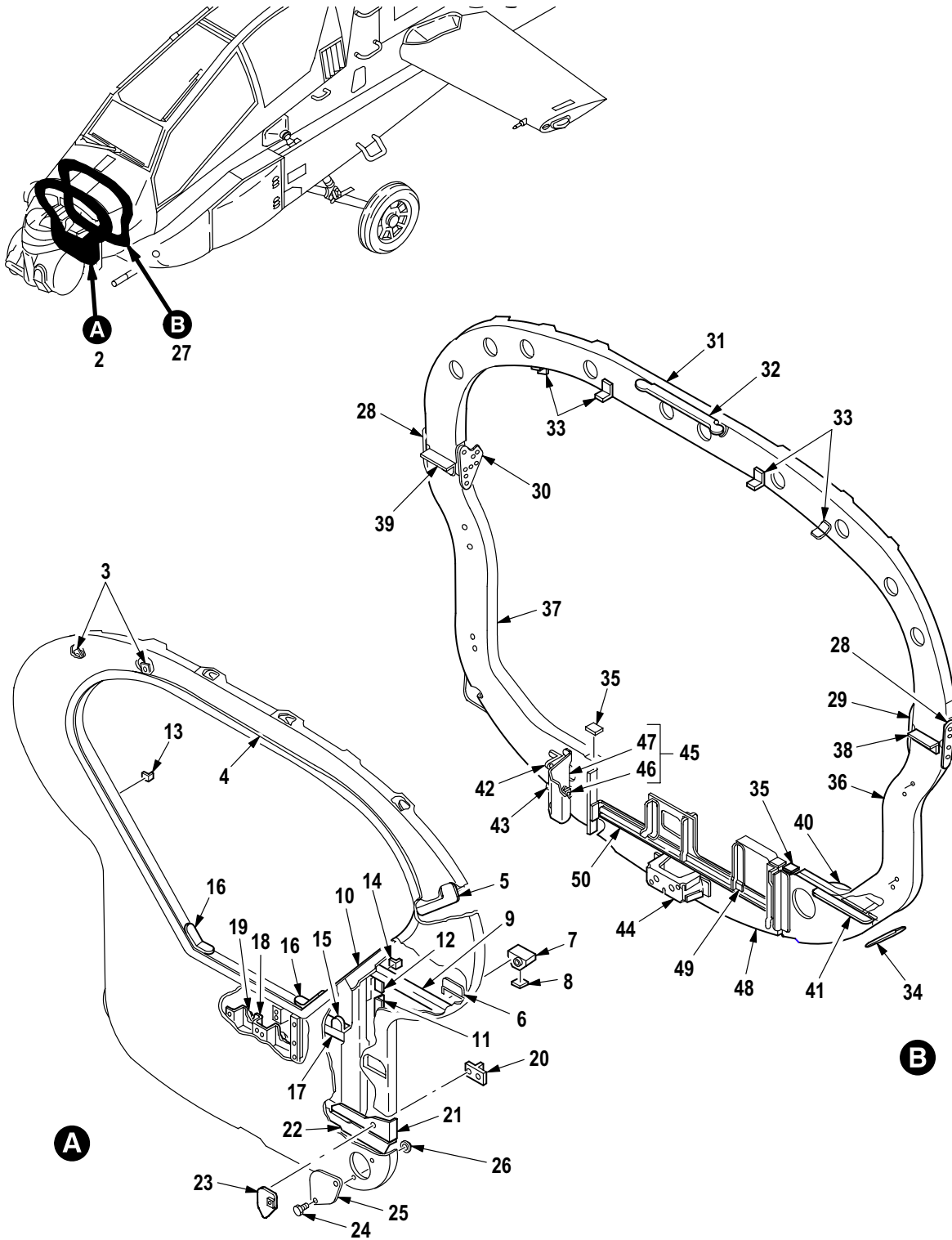
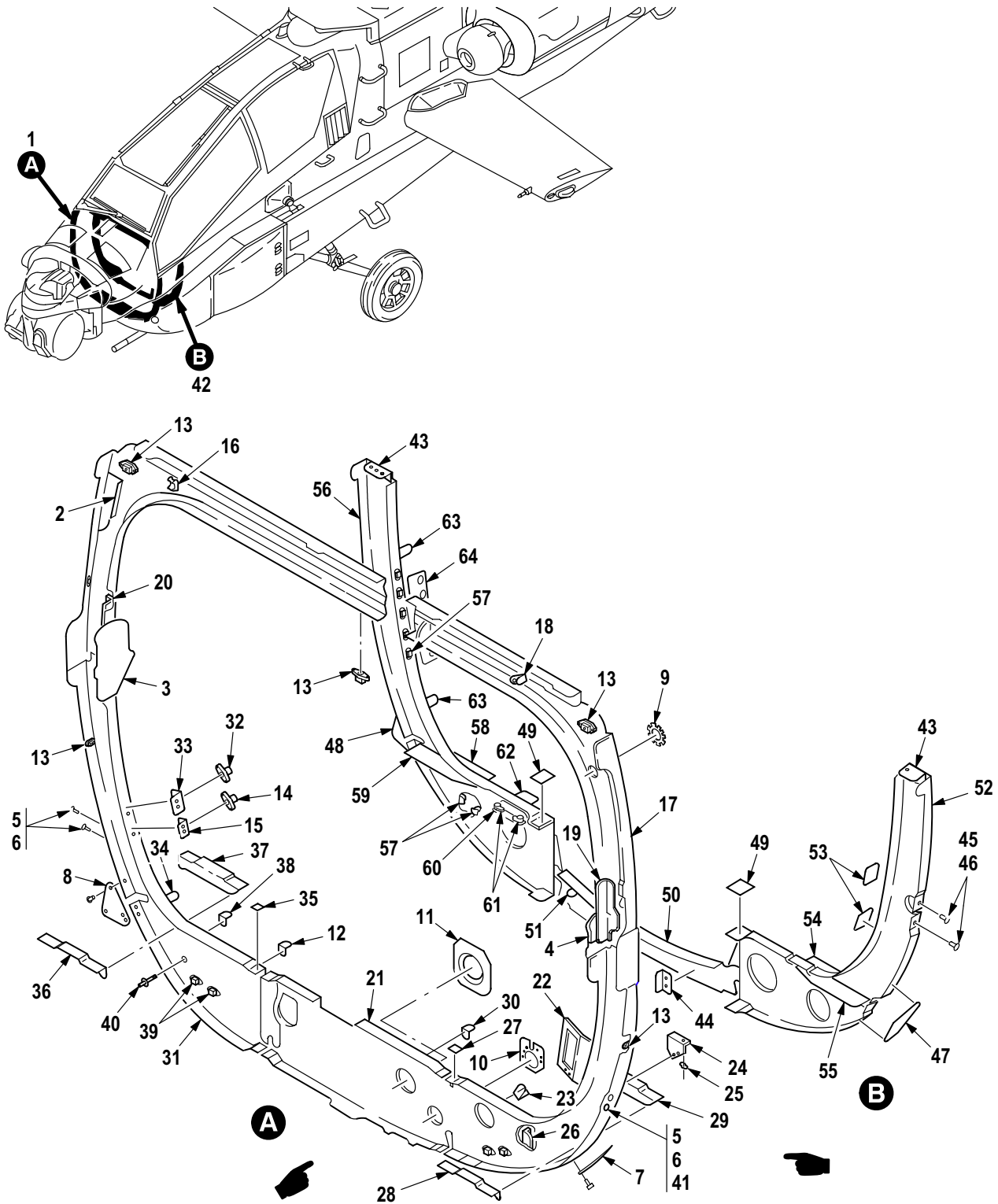


Figure 21. Group 02 Frame Installation (FS 35 and FS 46)
7-31 1111000

(1) ITEM NO.	(2) SMR CODE	(3) CAGE	(4) PART NUMBER	(5) DESCRIPTION AND USABLE ON CODE (UOC)	(6) QTY
				Group 02 Airframe Fig. 21 Frame Installation (FS 35 and FS 46) 7-31 1111000	
1	XCODD	02731	7-31 1111010	• Frame Instl/Assy FS 35 (Not Illustrated-Installation Drawing)	1
2	XDDDD	02731	7-31 1111010-41	•• Frame Instl Assembl	1
3	PAOZZ	02731	HS4271-3S8	••• Mounting Base, Tiedo	2
4	MOOZZ	02731	7-31 1111010-49	••• Seal	1
5	MFFZZ	02731	7-31 1111010-23	••• Angle LH	1
5	MFFZZ	02731	7-31 1111010-24	••• Angle RH	1
6	MFFZZ	02731	7-31 1111010-35	••• Clip LH	1
6	MFFZZ	02731	7-31 1111010-36	••• Clip RH	1
7	XDFZZ	02731	7-31 1111181-3	••• Fitting, Bore Sight LH	1
7	XDFZZ	02731	7-31 1111181-4	••• Fitting, Bore Sight RH	1
8	MFFZZ	02731	7-31 1111010-43	••• Shim, Laminated	2
9	XDFZZ	02731	7-31 1111010-37	••• Angle LH	1
9	XDFZZ	02731	7-31 1111010-38	••• Angle RH	1
10	MFFZZ	02731	7-31 1111010-27	••• Cap LH	1
10	MFFZZ	02731	7-31 1111010-28	••• Cap RH	1
11	MFFZZ	02731	7-31 1111010-33	••• Clip	2
12	MFFZZ	02731	7-31 1111010-47	••• Clip	1
13	PAFZZ	02731	HS4592-1D6-10	••• Bracket, Angle	1
14	PAOZZ	02731	HS4592-2D7-8	••• Bracket, Angle	1
15	XDFZZ	02731	HS4565-1	••• Bracket, Angle	2
16	MFFZZ	02731	7-31 1111010-15	••• Clip	2
17	XDFZZ	02731	7-31 1111010-31	••• Angle LH	1
17	XDFZZ	02731	7-31 1111010-32	••• Angle RH	1
18	XDFFF	02731	7-31 1111010-11	••• Support Assy	1
19	PAOZZ	80205	MS21075L3E	•••• Nut, Self-Locking, Pl	5
20	XDFZZ	02731	7-31 1111010-39	••• Tee	1
21	XDFZZ	02731	7-31 1111010-7	••• Gusset LH	1
21	XDFZZ	02731	7-31 1111010-8	••• Gusset RH	1
22	XDFZZ	02731	7-31 1111010-45	••• Angle	1
23	MFFZZ	02731	7-31 1111182	••• Fitting, Bore Sight	1
24	PAOZZ	80205	NAS601-6P	••• Screw, Machine	2
25	MFOZZ	02731	7-31 1111010-19	••• Cover	1
26	PAOZZ	80205	MS21075L06N	••• Nut, Self-Locking, Pl	2
27	XCODD	02731	7-31 1111020	• Frame Instl Assy (FS 46)	1
28	MFFZZ	02731	7-31 1111020-19	•• Strap	2
29	XDFZZ	02731	7-31 1111020-15	•• Gusset	1
30	XDFZZ	02731	7-31 1111020-16	•• Gusset	1
31	PBDDD	02731	7-31 1111020-31	•• Fuselage Section	1
32	XDFZZ	02731	7-31 1111020-33	••• Clip	1
33	PAOZZ	02731	HS4565-1	••• Bracket, Angle	1
34	XDFZZ	02731	7-31 1111020-17	•• Gusset LH	1
34	XDFZZ	02731	7-31 1111020-18	•• Gusset RH	1
35	MFFZZ	02731	7-31 1111020-21	•• Shim, Laminated	2
36	XDDDD	02731	7-31 1111020-29	•• Fuselage Section LH	1
37	XDDDD	02731	7-31 1111020-30	•• Fuselage Section RH	1
38	XDFZZ	02731	7-31 1111020-13	••• Clip	1
39	XDFZZ	02731	7-31 1111020-14	••• Clip	1
40	XDFZZ	02731	7-31 1111020-23	••• Support LH	1

(1) ITEM NO.	(2) SMR CODE	(3) CAGE	(4) PART NUMBER	(5) DESCRIPTION AND USABLE ON CODE (UOC)	(6) QTY
40	XDFZZ	02731	7-31 1111020-24	... Support RH	1
41	XDFZZ	02731	7-31 1111020-25	... Support LH	1
41	XDFZZ	02731	7-31 1111020-26	... Support RH	1
42	MFFZZ	02731	7-31 1111020-35	... Bracket RH	1
43	PAOZZ	88044	AN743Z13	... Bracket, Angle RH	1
44	XDFZZ	02731	7-31 1111020-47	... Bracket Assembly	1
45	XDFFF	02731	7-31 1111020-39	.. Bracket, Assy (Usbl Eff 83-23787 thru 84-24201)	1
46	PAOZZ	80205	MS21075L3E	... Nut, Self-Locking, Pl (Usbl Eff 83-23787 thru 84-24201)	2
47	XDFZZ	02731	7-31 1111020-37	... Bracket (Usbl Eff 83-23787 thru 84-24201)	1
48	PBDDD	02731	7-31 1111020-27	.. Fuselage Section	1
49	XDFZZ	02731	7-31 1111020-11	... Clip	1
50	XDFZZ	02731	7-31 1111020-9	... Stiffener	1
END OF FIGURE					



M09-577H

Figure 22. Group 02 Frame Installation (FS 57 and FS 69)
7-31 1111000

(1) ITEM NO.	(2) SMR CODE	(3) CAGE	(4) PART NUMBER	(5) DESCRIPTION AND USABLE ON CODE (UOC)	(6) QTY
				Group 02 Airframe Fig. 22 Frame Installation (FS 57 and FS 69) 7-31 1111000	
1	XCDDD	02731	7-31 1111030	• Frame Instl Assy (FS 57)	1
2	XDFZZ	02731	7-31 1111030-49	•• Bumper	1
3	XDFZZ	02731	7-31 1111030-37	•• Doubler	1
4	XDFZZ	02731	7-31 1111030-38	•• Doubler	1
5	PAOZZ	02731	HS5604-5-3	•• Pin-Rivet, Threaded	5
6	PAOZZ	02731	HS5613-5	•• Collar, Pin-Rivet, Th	5
7	MFFZZ	02731	7-31 1111030-25	•• Doubler	1
8	MFFZZ	02731	7-31 1111030-26	•• Doubler	1
9	PAFZZ	96906	MS21266-1T	•• Grommet, Nonmetallic	V
10	XDFZZ	02731	7-31 1111030-59	•• Doubler	1
11	XDFZZ	02731	7-31 1111030-55	•• Plate	1
12	XDFZZ	02731	7-31 1111030-61	•• Bracket	1
13	PAOZZ	80205	MS21075L3E	•• Nut, Self-Locking, Pl	5
14	PAOZZ	96906	MS21047L3	•• Nut, Self-Locking, Pl	1
15	XDFZZ	02731	7-31 1111030-57	•• Support	1
16	PAFZZ	02731	HS4271-1S6	•• Mounting Base, Tiedo	1
17	XDDDD	02731	7-31 1111030-65	•• Fuselage Section	1
18	PAOZZ	88044	AN743Z13	••• Bracket, Angle	1
19	XDFZZ	02731	7-31 1111030-39	••• Angle	1
20	XDFZZ	02731	7-31 1111030-40	••• Angle	1
21	XDDDD	02731	7-31 1111030-29	•• Fuselage Section	1
22	XDFZZ	02731	7-31 1111030-33	••• Support	1
23	PAOZZ	88044	AN743Z13	••• Bracket, Angle	1
24	XDOOO	02731	7-31 1111030-51	••• Support Assy	1
25	PAOZZ	80205	MS21075L3E	•••• Nut, Self-Locking, Pl	1
26	PAOZZ	02731	7-31 1111030-19	•••• Bracket, Angle	1
27	MFFZZ	02731	7-31 1111030-21	•••• Shim	1
28	XDFZZ	02731	7-31 1111030-9	•••• Support	1
29	XDFZZ	02731	7-31 1111030-11	•••• Support	1
30	XDFZZ	02731	7-31 1111030-13	•••• Support	1
31	XCDDD	02731	7-31 1111030-30	•• Fuselage Section	1
32	PAOZZ	96906	MS21075L06N	•••• Nut, Self-Locking, Pl	2
33	XAFZZ	02731	7-31 1111030-35	•••• Support	1
34	PAOZZ	88044	AN743Z13	•••• Bracket, Angle	2
35	MFFZZ	02731	7-31 1111030-21	•••• Shim	1
36	XDFZZ	02731	7-31 1111030-10	•••• Support	1
37	XDFZZ	02731	7-31 1111030-12	•••• Support	1
38	XDFZZ	02731	7-31 1111030-13	•••• Support	1
39	PAOZZ	80205	MS21075L3E	•••• Nut, Self-Locking, Pl	2
40	PAOZZ	02731	HS4464-4-2	•••• Rivet, Blind	1
41	PAOZZ	02731	HS5234-1005	• Washer, Flat	2
42	XCFDD	02731	7-31 1111040	• Frame Instl Assy (FS 69)	1
43	XDFZZ	02731	7-31 1111040-13	•• Clip	2
44	XDFZZ	02731	7-31 1111040-31	•• Clip	1
45	PAOZZ	02731	HS5604-5-4	•• Pin-Rivet, Threaded	4
46	PAOZZ	02731	HS5613-5	•• Collar, Pin-Rivet, Th	4
47	MFFZZ	02731	7-1 11120129-4	•• Splice	1
48	MFFZZ	02731	7-1 11120129-3	•• Plate, Splice	1
49	MFFZZ	02731	7-31 1111040-19	•• Shim, Laminated	2

(1) ITEM NO.	(2) SMR CODE	(3) CAGE	(4) PART NUMBER	(5) DESCRIPTION AND USABLE ON CODE (UOC)	(6) QTY
50	XDFZZ	02731	7-31 1111040-5	•• Frame	1
51	PAOZZ	88044	AN743Z13	•• Bracket, Angle	1
52	XDDDD	02731	7-31 1111040-17	•• Frame Instl Assembl LH	1
53	XDFZZ	02731	7-31 1111040-29	••• Support	2
54	XDFZZ	02731	7-31 1111040-21	••• Support	1
55	XDFZZ	02731	7-31 1111040-9	••• Support	1
56	XDDDD	02731	7-31 1111040-18	•• Frame Assy RH	1
57	PAOZZ	80205	MS21075L3E	••• Nut, Self-Locking, Pl	5
58	XDFZZ	02731	7-31 1111040-22	••• Support	1
59	XDFZZ	02731	7-31 1111040-10	••• Support	1
60	MFFZZ	02731	7-31 1111040-7	••• Support	1
61	PAOZZ	96906	MS21071L08	••• Nut, Self-Locking, Pl	2
62	XDFZZ	02731	7-31 1111040-15	••• Support	1
63	PAOZZ	02731	HS4592-1D6-6	••• Bracket, Angle	2
64	XDFZZ	02731	7-31 1111040-25	••• Support	1
END OF FIGURE					

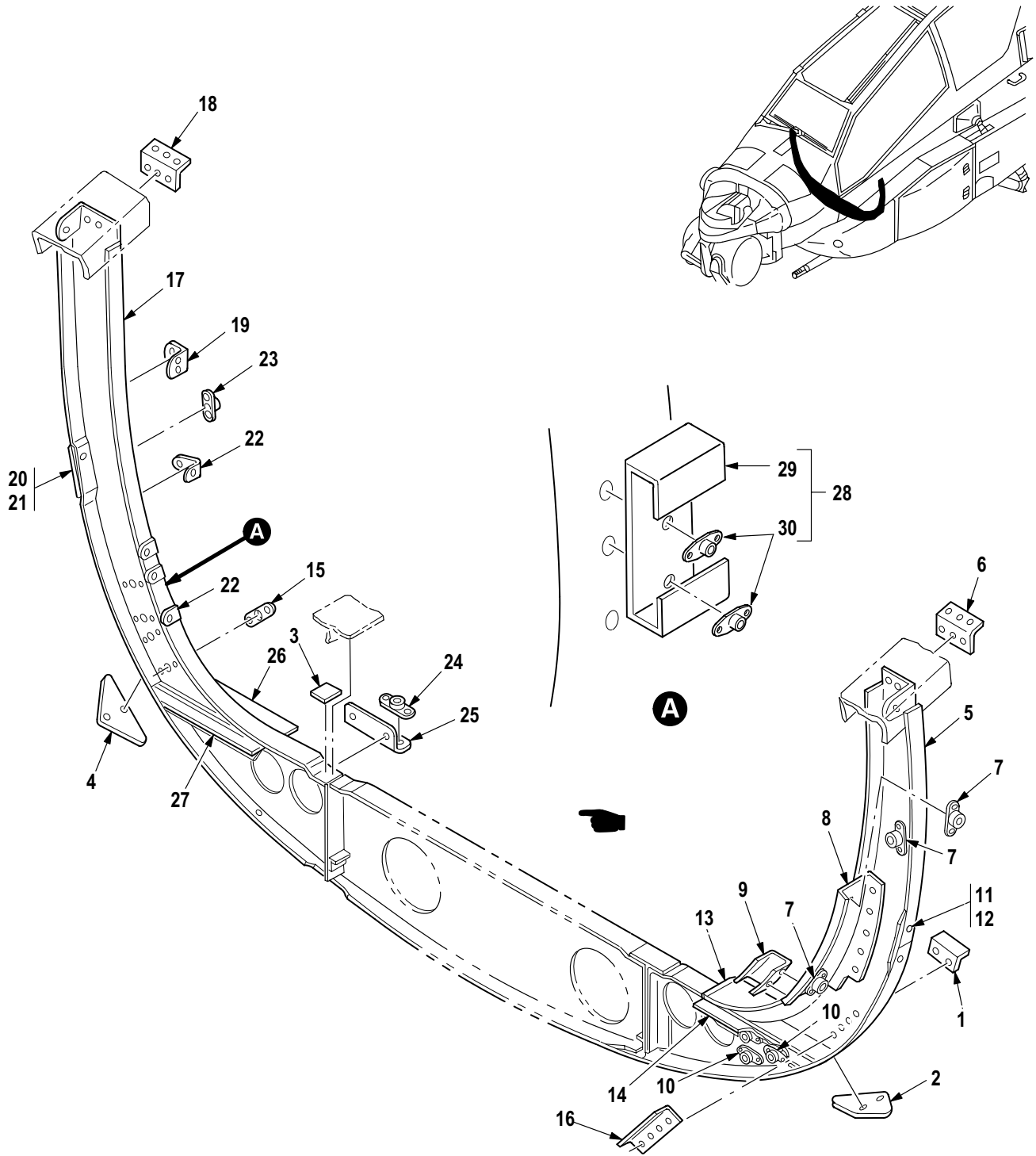


Figure 23. Group 02 Frame Installation Assembly (FS 80)
7-31 1111050
7-31 1111050-601 A/C With MWO 1-1520-238-50-49 Incorporated

(1) ITEM NO.	(2) SMR CODE	(3) CAGE	(4) PART NUMBER	(5) DESCRIPTION AND USABLE ON CODE (UOC)	(6) QTY
				Group 02 Airframe Fig. 23 Frame Installation Assembly (FS 80) 7-31 1111050 7-31 1111050-601 A/C With MWO 1-1520-238-50-49 Incorporated See Fig. 2 for NHA	
1	XDOZZ	02731	7-31 1111050-27	• Bracket	1
2	MFFZZ	02731	7-31 1111050-23	• Plate	1
3	MFFZZ	02731	7-31 1111050-19	• Shim, Laminated	2
4	MFFZZ	02731	7-1 11120129-3	• Plate, Splice	1
5	XDDDD	02731	7-31 1111050-35	• Frame Assy, Airframe LH	1
6	MFFZZ	02731	7-31 1111050-15	•• Clip	1
7	PAOZZ	80205	MS21075L3E	•• Nut, Self-Locking, Pl	3
8	PAOZZ	02731	7-31 1111050-29	•• Bracket	1
9	MFFZZ	02731	7-31 1111050-31	•• Support	1
10	PAOZZ	96906	MS21075L4E	•• Nut, Self-Locking, Pl	3
11	PAOZZ	02731	HS5604-5-3	•• Pin-Rivet, Threaded	2
12	PAOZZ	02731	HS5613-5	•• Collar, Pin-Rivet, Th	2
13	XDFZZ	02731	7-31 1111050-7	•• Support	1
14	XDFZZ	02731	7-31 1111050-9	•• Support	1
15	PAOZZ	96906	MS21075L04E	•• Nut, Self-Locking, Pl	4
16	MFFZZ	02731	7-31 1111050-37	•• Bracket	1
17	XDDDD	02731	7-31 1111050-18	• Frame Assy, Airfram RH	1
18	MFFZZ	02731	7-31 1111050-15	•• Clip	1
19	PAOZZ	02731	HS4592-1D6-6	•• Bracket, Angle	1
20	PAOZZ	02731	HS5604-5-3	•• Pin-Rivet, Threaded	2
21	PAOZZ	02731	HS5613-5	•• Collar, Pin-Rivet, Th	2
22	PAOZZ	88044	AN743Z13	•• Bracket, Angle	4
23	PAOZZ	80205	MS21075L3E	•• Nut, Self-Locking, Pl	1
24	XDOZZ	80205	MS21075L08	•• Nut, Self-Locking, Pl	2
25	XDFZZ	02731	7-31 1111050-13	•• Support	1
26	XDFZZ	02731	7-31 1111050-8	•• Support	1
27	XDFZZ	02731	7-31 1111050-10	•• Support	1
28	XDOOO	02731	7-31 1111050-43	• Bracket Assy A/C With MWO 1-1520-238-50-49 Incorporated	1
29	XAOZZ	02731	7-31 1111050-41	•• Bracket A/C With MWO 1-1520-238-50-49 Incorporated ...	1
30	PAOZZ	96906	MS21075L3	•• Nut, Self-Locking, Pl A/C With MWO 1-1520-238-50-49 Incorporated ...	2
END OF FIGURE					

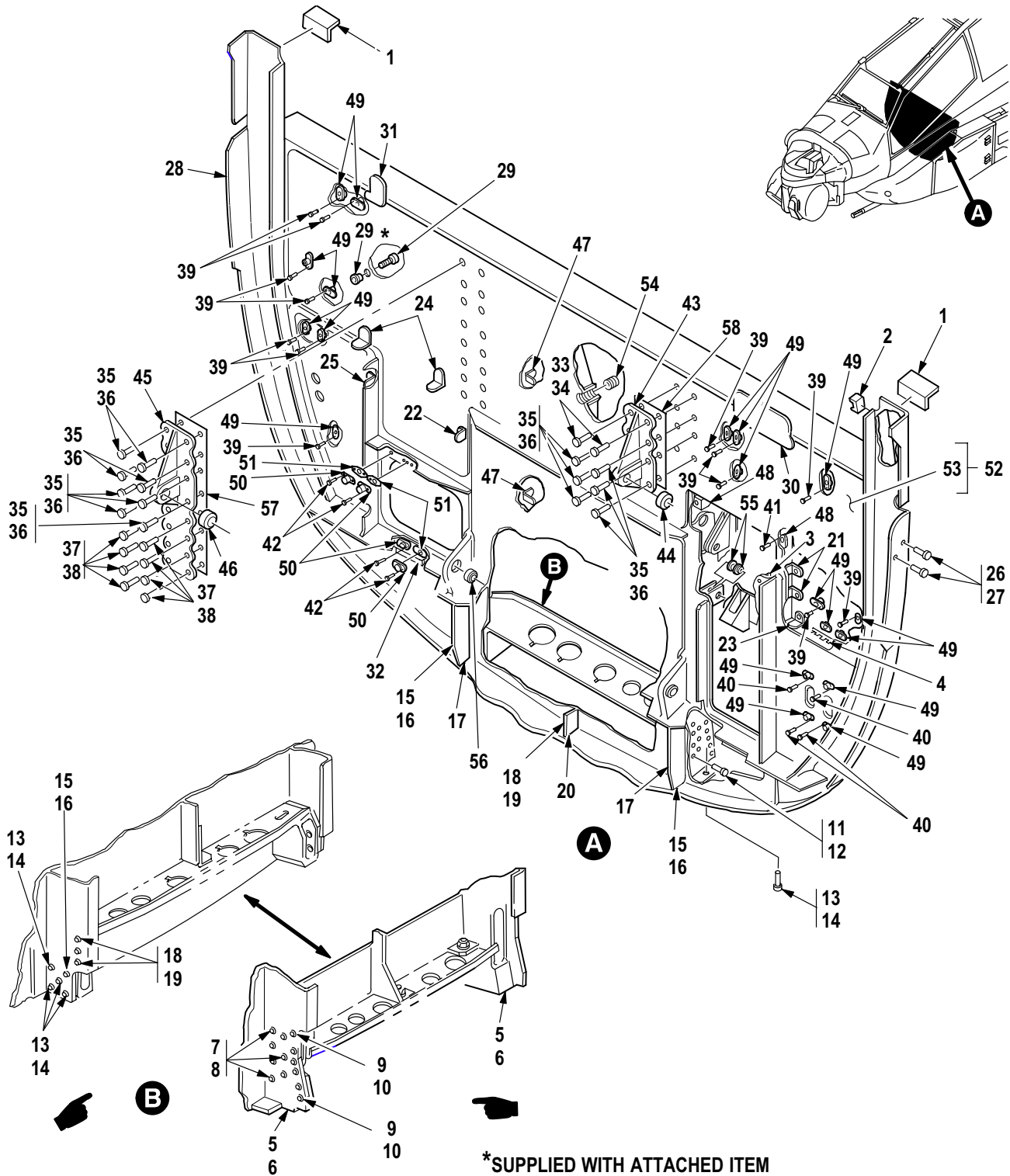
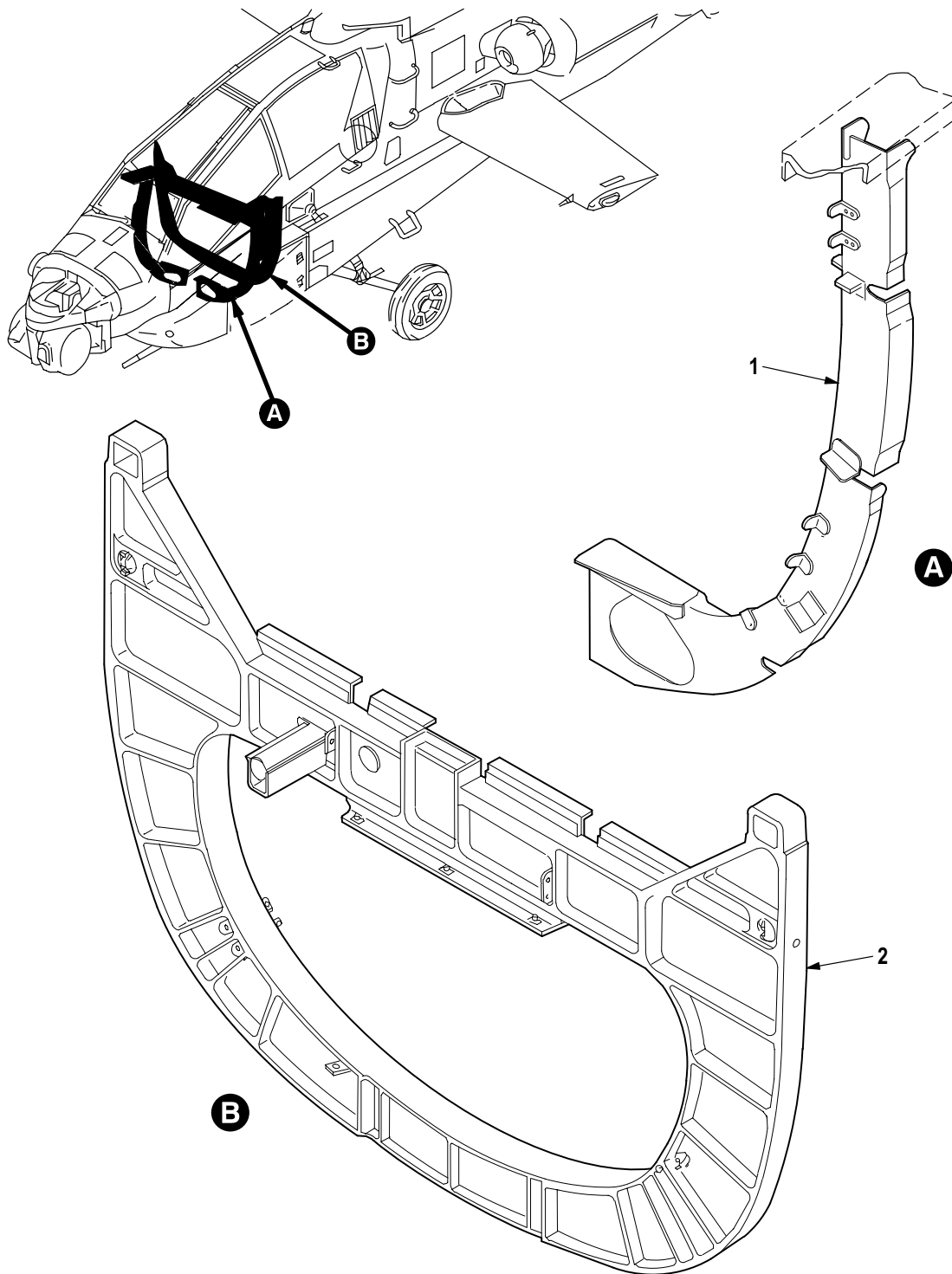


Figure 24. Group 02 Frame Installation Assembly (FS 91)
7-311111060 (Usbl Eff 82-23355 thru 84-24295)
7-31 1111060-601(Usbl Eff 84-24296 and Subs)

(1) ITEM NO.	(2) SMR CODE	(3) CAGE	(4) PART NUMBER	(5) DESCRIPTION AND USABLE ON CODE (UOC)	(6) QTY
				Group 02 Airframe Fig. 24 Frame Installation Assembly (FS 91) 7-31 1111060 (Usbl Eff 82-23355 thru 84-24295) 7-31 1111060-601 (Usbl Eff 84-24296 and Subs) See Fig. 2 for NHA	
1	MFFZZ	02731	7-31 1111060-15	• Clip	2
2	PAOZZ	02731	HS4271-3S8	• Mounting Base, Tiedo	4
3	PAOZZ	81349	M83454/02-AA106	• Terminal, Stud (Usbl Eff 84-24296 and Subs)	1
4	XDOZZ	96906	MS21266-3N	• Grommet, Nonmetallic (Usbl Eff 84-24296 and Subs)	1
5	PAOZZ	02731	HS5605-5-5	• Pin-Rivet, Threaded (Usbl Eff 84-24296 and Subs)	4
6	PAOZZ	02731	HS5581-5	• Collar, Pin-Rivet, Th (Usbl Eff 84-24296 and Subs)	4
7	PAOZZ	02731	HS5603-6-6	• Pin-Rivet, Threaded (Usbl Eff 84-24296 and Subs)	14
8	PAOZZ	02731	HS5583-6	• Collar, Pin-Rivet, Th (Usbl Eff 84-24296 and Subs)	14
9	PAOZZ	73197	HL21PB-6-4	• Pin-Rivet, Threaded (Usbl Eff 84-24296 and Subs)	12
10	PAOZZ	02731	HS5580-6	• Collar, Pin-Rivet, Th (Usbl Eff 84-24296 and Subs)	12
11	PAOZZ	02731	HS5603-6-6	• Pin-Rivet, Threaded (Usbl Eff 82-23355 thru 84-24295)	2
12	PAOZZ	02731	HS5580-6	• Collar, Pin-Rivet, Th (Usbl Eff 82-23355 thru 84-24295)	2
13	PAOZZ	02731	HS5603-6-8	• Pin-Rivet, Threaded (Usbl Eff 82-23355 thru 84-24295)	6
14	PAOZZ	02731	HS5580-6	• Collar, Pin-Rivet, Th (Usbl Eff 82-23355 thru 84-24295)	6
15	PAOZZ	02731	HS6066-6-3	• Pin-Rivet, Threaded (Usbl Eff 82-23355 thru 84-24295)	6
16	PAOZZ	02731	HS5583-6	• Collar, Pin-Rivet, T(Usbl Eff 82-23355 thru 84-24295)	6
17	XDFZZ	02731	7-31 1111060-29	• Shim (Usbl Eff 82-23355 thru 84-24295)	2
18	PAOZZ	02731	HS5603-6-6	• Pin-Rivet, Threaded (Usbl Eff 82-23355 thru 84-24295)	6
19	PAOZZ	02731	HS5583-6	• Collar, Pin-Rivet, T(Usbl Eff 82-23355 thru 84-24295)	6
20	MFFZZ	02731	7-31 1111060-13	• Clip (Usbl Eff 82-23355 thru 84-24295)	1
21	PAOZZ	02731	HS4592-1D6-6	• Bracket, Angle (Usbl Eff 82-23355 thru 84-24295)	2
22	PAOZZ	02731	HS4592-1D6-18	• Bracket, Angle	1
23	PAOZZ	02731	HS4592-2D6-14	• Bracket, Angle	1
24	PAOZZ	02731	HS4592-1D6-10	• Bracket, Angle	2
25	PAOZZ	02731	HS4592-1D6-22	• Bracket, Angle	1
26	PAOZZ	02731	HS5604-5-3	• Pin-Rivet, Threaded	2
27	PAOZZ	02731	HS5614-5	• Collar, Pin-Rivet, Th	2
28	XDDDD	02731	7-31 1111060-11	• Frame Assy (Usbl Eff 82-23355 thru 84-24295)	1
28	XDDDD	02731	7-31 1111060-35	• Frame Assy (Usbl Eff 84-24296 and Subs)	1
29	PAOZZ	81349	M83454/04-AA108	• Terminal, Stud	1
30	MFFZZ	02731	7-31 1111060-41	• Plate	1
31	MFFZZ	02731	7-31 1111060-43	• Plate	1
32	MFFZZ	02731	7-31 1111060-25	• Filler	1
33	PAOZZ	02731	HS5602-6-7	• Pin-Rivet, Threaded	2
34	PAOZZ	02731	HS5581-6	• Collar, Pin-Rivet, Th	2
35	PAOZZ	02731	HS5603-8-7	• Pin-Rivet, Threaded	14
36	PAOZZ	02731	HS5583-8	• Collar, Pin-Rivet, Th	14
37	PAOZZ	02731	HS5602-6-5	• Pin-Rivet, Threaded	8
38	PAOZZ	02731	HS5581-6	• Collar, Pin-Rivet, Th	8
39	PAFZZ	02731	HS5435-0303	• Rivet, Blind	30
40	XDFZZ	99551	2881003-4	• Rivet, Solid	22
41	XDFZZ	02731	HS5435-0305	• Rivet, Blind	8
42	PAOZZ	02731	HS5435-0307	• Rivet, Blind	8
43	PAFFF	02731	7-31 1111064	• Fitting Assy, Seat	1
44	PAOZZ	02731	HS4157-6	• Bearing, Plain, Self	1
45	PAFFF	02731	7-31 1111065	• Fitting Assy, Seat	1
46	PAFZZ	02731	HS4157-6	• Bearing, Plain, Self	1

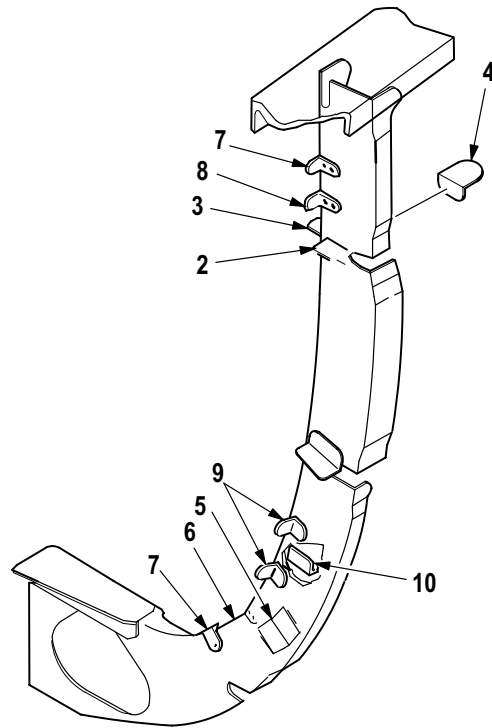
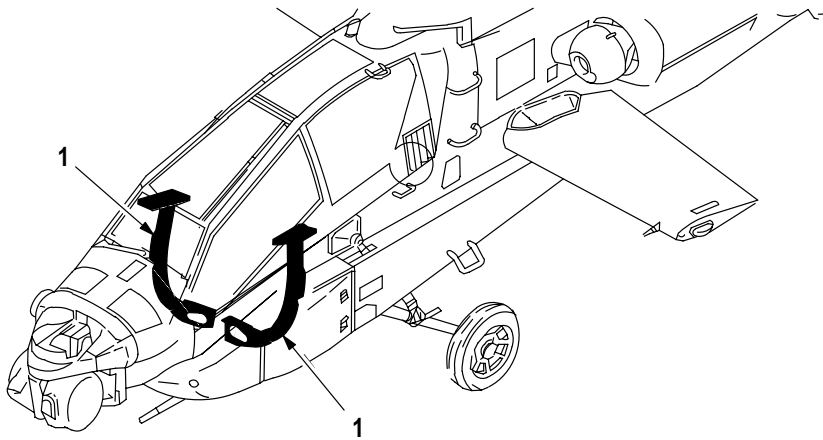
(1) ITEM NO.	(2) SMR CODE	(3) CAGE	(4) PART NUMBER	(5) DESCRIPTION AND USABLE ON CODE (UOC)	(6) QTY
47	PAOZZ	88044	AN743Z13	•• Bracket, Angle	2
48	PAOZZ	02731	HS4592-1D6-6	•• Bracket, Angle	2
49	PAOZZ	80205	MS21075L3E	•• Nut, Self-Locking, PI	30
50	PAOZZ	96906	MS21075L4E	•• Nut, Self-Locking, PI	4
51	PAOZZ	80205	NAS1195DD4XH	•• Nut Spacer, Plate	4
52	XDDDD	02731	7-31 1111060-21	•• Frame Sub Assy, Air (U/O P/N 7-311111060-11) (Usbl Eff 82-23355 thru 84-24295)	1
52	XDDDD	02731	7-31 1111060-37	•• Frame Sub Assy, Air (U/O P/N 7-311111060-35) (Usbl Eff 84-24296 and Subs)	1
53	XADDD	02731	7-31 1111061	••• Frame Assy (U/O P/N 7-311111060-21) (Usbl Eff 82-23355 thru 84-24295)	1
53	XADDD	02731	7-31 1111061-37	••• Frame Assy (U/O P/N 7-311111060-37) (Usbl Eff 84-24296 and Subs)	1
54	PAOZZ	80205	NAS1394-4	•••• Insert, Screw Thread	2
55	PAOZZ	02731	HS606A3-6	•••• Bushing, Sleeve	2
56	PAOZZ	02731	HS4157-5	••• Bearing, Plain, Self	2
57	XDFZZ	02731	7-31 1111060-47	• Shim	1
58	XDFZZ	02731	7-31 1111060-49	• Shim	1
END OF FIGURE					



M09-1231A

Figure 25. Group 02 Forward Fuselage (FS 105 to FS 115)
7-31 1111000

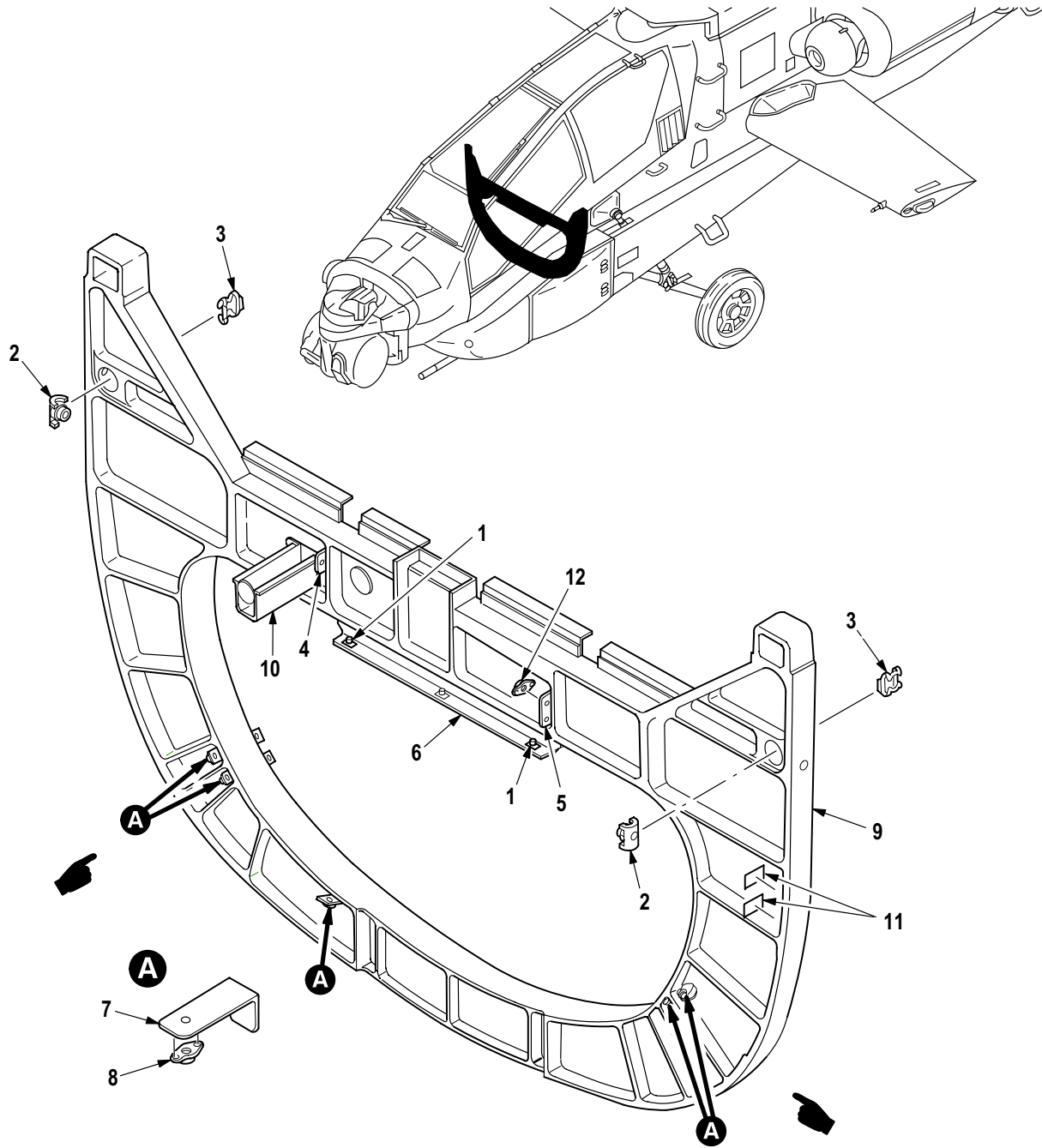
(1) ITEM NO.	(2) SMR CODE	(3) CAGE	(4) PART NUMBER	(5) DESCRIPTION AND USABLE ON CODE (UOC)	(6) QTY
				Group 02 Airframe Fig. 25 Foward Fuselage (FS 105 to FS 115) 7-31 1111000	
1	XCDDD	02731	7-31 1111070-601	▪ Frame Instl LH (See Fig. 26 for Breakdown)	1
1	XCDDD	02731	7-31 1111070-602	▪ Frame Instl RH (See Fig. 26 for Breakdown)	1
2	XCDDD	02731	7-31 1111080	▪ Frame Instl Assy (See Fig. 27 for Breakdown)	1
END OF FIGURE					



M09-580F

Figure 26. Group 02 Frame Installation (FS 105)
7-31 1111070-601 LH
7-31 1111070-602 RH

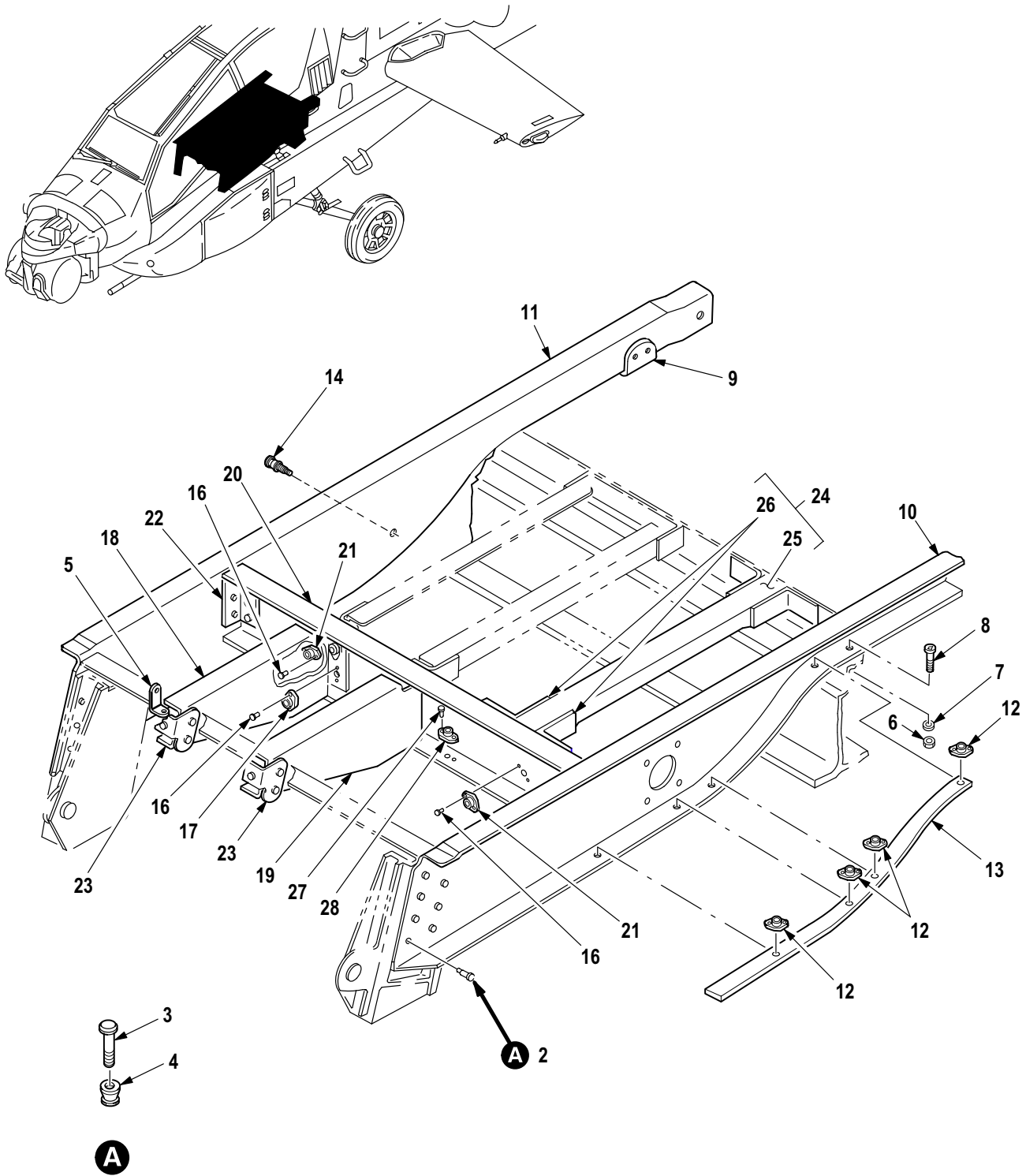
(1) ITEM NO.	(2) SMR CODE	(3) CAGE	(4) PART NUMBER	(5) DESCRIPTION AND USABLE ON CODE (UOC)	(6) QTY
				Group 02 Airframe Fig. 26 Frame Installation (FS 105) 7-31 1111070-601 LH 7-31 1111070-602 RH See Fig. 25 for NHA	
1	XDDDD	02731	7-31 1111070-39	• Frame Assy LH	1
1	XDDDD	02731	7-31 1111070-40	• Frame Assy RH	1
2	MOOZZ	02731	7-31 1111070-11	•• Bracket, Angle	1
3	PAOZZ	02731	7-31 1111070-17	•• Bracket, Angle	1
4	XDOZZ	02731	7-31 1111070-13	•• Bracket, Angle	1
5	PAOZZ	02731	7-31 1111070-9	•• Bracket, Angle LH	1
6	PAOZZ	88044	AN743Z13	•• Bracket, Angle	1
7	XDOZZ	02731	HS4591-1D6-6	•• Bracket, Angle LH	2
8	XDOZZ	02731	HS4591-1D6-6	•• Bracket, Angle RH	3
9	PAOZZ	02731	HS4592-1D6-6	•• Bracket, Angle RH	2
10	PAOZZ	02731	7-31 1111070-29	•• Bracket, Angle LH	1
END OF FIGURE					



M09-1232B

Figure 27. Group 02 Frame Installation Assembly (FS 115)
7-31 1110080

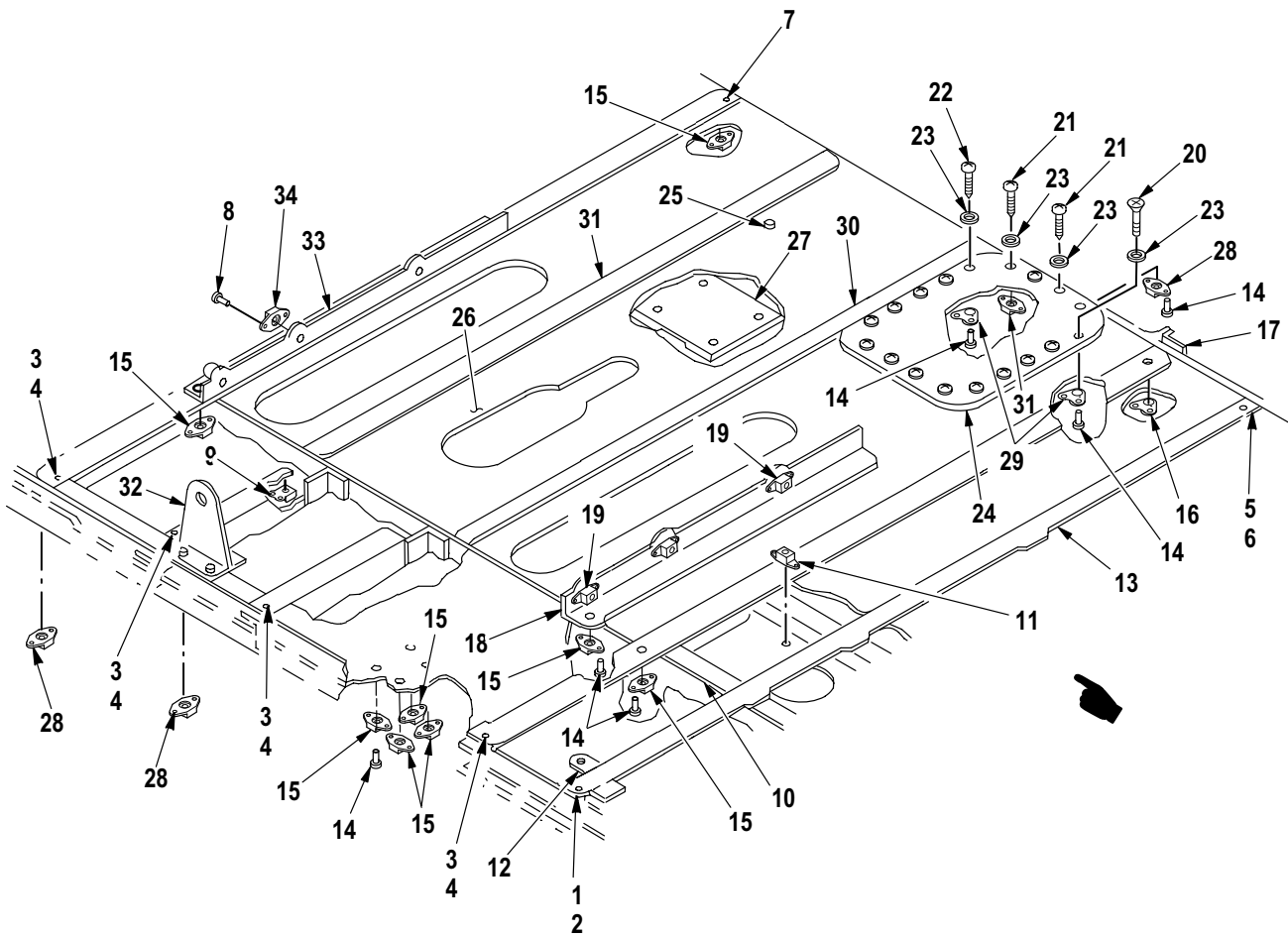
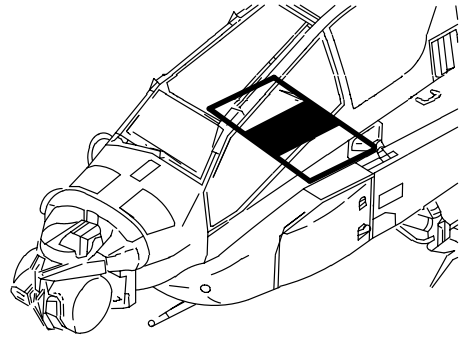
(1) ITEM NO.	(2) SMR CODE	(3) CAGE	(4) PART NUMBER	(5) DESCRIPTION AND USABLE ON CODE (UOC)	(6) QTY
				Group 02 Airframe Fig. 27 Frame Installation Assembly (FS 115) 7-31 1111080 See Fig. 25 for NHA	
1	PAOZZ	96906	MS21059-08	• Nut, Self-Locking, PI	4
2	PAOZZ	02731	HS5813-8	• Nut, Self-Locking, Ba	2
3	PAOZZ	80205	NAS578-8B	• Retainer, Nut and Bo	2
4	XDOZZ	02731	7-31 1111080-23	• Angle	1
5	XDOZZ	02731	7-31 1111080-25	• Angle	1
6	XDOZZ	02731	7-31 1111080-21	• Zee	1
7	PAOOO	02731	7-31 1111080-17	• Bracket Assy, Airfra	6
8	PAOZZ	80205	MS21075L3E	• Nut, Self-Locking, PI	1
9	PBDDD	02731	7-31 1111080-11	• Frame Assy, Airframe	1
10	XDOZZ	02731	7-21 1111194	• Bracket	1
11	XDFZZ	02731	7-31 1111080-27	• Shim	4
12	PAOZZ	71087	MT65S832SK1	• Nut, Plain, Plate	2
END OF FIGURE					



M09-581H

Figure 28. Group 02 Beam and Pedal Support Installation (Pilot)
7-31 1111000

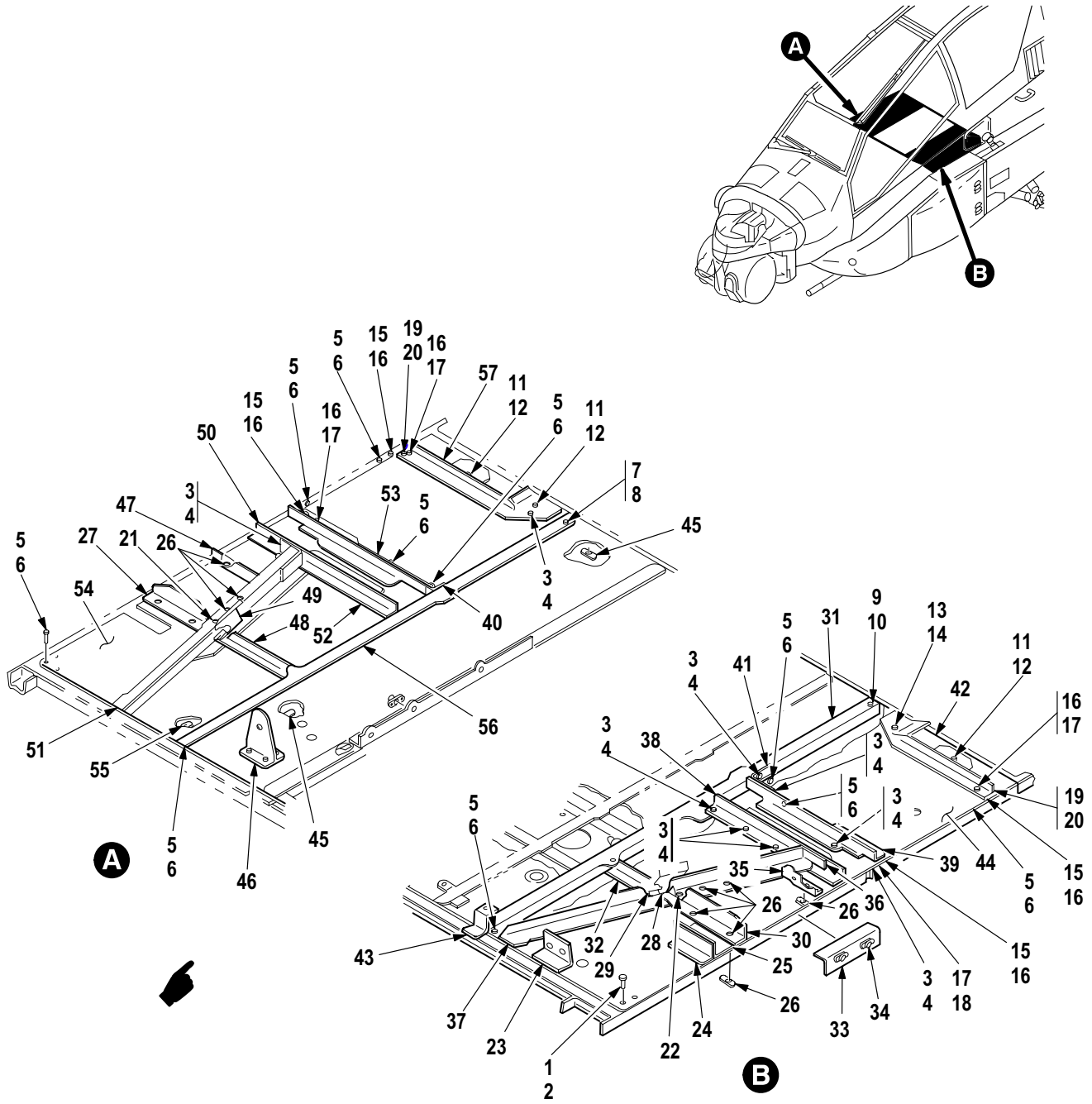
(1) ITEM NO.	(2) SMR CODE	(3) CAGE	(4) PART NUMBER	(5) DESCRIPTION AND USABLE ON CODE (UOC)	(6) QTY
				Group 02 Airframe Fig. 28 Beam and Pedal Support Installation (Pilot) 7-31 1111000	
1	XCFFF	02731	7-31 111173-1	• Beam Instl RH (Not Illustrated-Installation Drawing)	1
1	XCFFF	02731	7-31 111173-2	• Beam Instl RH (Not Illustrated-Installation Drawing)	1
2	AFFFF	02731	HS4847-6A3BJ	•• Pin-Rivet Assembly	8
3	PAFZZ	92215	HL31BJ-6-3	••• Pin-Rivet, Threaded	1
4	PAFZZ	02731	HS5581-6	••• Collar, Pin-Rivet, Th	1
5	PAFZZ	88044	AN743Z13	•• Bracket, Angle LH	1
6	PAFZA	96906	MS21043-08	•• Nut, Self-Locking, Ex	1
7	PAFZZ	88044	AN960-8L	•• Washer, Flat	1
8	PAFZZ	80205	NAS1402-7	•• Screw, Machine	1
9	PAFZZ	02731	HS4592-1D6-6	•• Bracket, Angle RH	1
10	XDFZZ	02731	7-31 111173-3	•• Beam LH	1
11	XDFZZ	02731	7-31 111173-4	•• Beam RH	1
12	PAFZZ	96906	MS21075-08	•• Nut, Self-Locking, Pl	4
13	MFFZZ	02731	7-31 111173-5	•• Strip	1
14	PAFZZ	81349	M83454/02-AA106	•• Terminal, Stud	1
15	XCFFF	02731	7-31 111180	• Pedal Support Instl (Not Illustrated-Installation Drawing)	1
16	PAFZZ	02731	HS5435-0303	•• Rivet, Blind	12
17	PAFZZ	80205	MS21075L3E	•• Nut, Self-Locking, Pl	4
18	XDFZZ	02731	7-31 111180-15	•• Support	1
19	XDFZZ	02731	7-31 111180-3	•• Support	1
20	XDFZZ	02731	7-31 111180-19	•• Support	1
21	PAFZZ	96906	MS21075L4E	•• Nut, Self-Locking, Pl	2
22	MFFZZ	02731	7-31 111180-7	•• Clip	1
23	MFFZZ	02731	7-31 111180-9	•• Clip	2
24	XDFFF	02731	7-31 111180-23	•• Support Assy	1
25	XAFZZ	02731	7-31 111180-21	••• Support	1
26	MFFZZ	02731	7-31 111180-11	••• Clip	2
27	PAFZZ	02731	HS5435-0302	•• Rivet, Blind	8
28	PAOZZ	96906	MS21059-08	•• Nut, Self-Locking, Pl	4
END OF FIGURE					



M09-582 J

Figure 29. Group 02 Floor Installation Assembly, Pilot (Center) (FS 98 to FS 125)
7-31 1111110

(1) ITEM NO.	(2) SMR CODE	(3) CAGE	(4) PART NUMBER	(5) DESCRIPTION AND USABLE ON CODE (UOC)	(6) QTY
				Group 02 Airframe Fig. 29 Floor Installation Assembly, Pilot (Center) (FS 98 to FS 125) 7-31 1111110 See Fig. 2 for NHA	
1	PAFZZ	02731	HS5602-5-2	• Pin-Rivet, Threaded	1
2	PAFZZ	02731	HS5581-5	• Collar, Pin-Rivet, Th	1
3	PAFZZ	02731	HS5602-5-4	• Pin-Rivet, Threaded	4
4	PAFZZ	02731	HS5581-5	• Collar, Pin-Rivet, Th	4
5	PAFZZ	02731	HS5602-5-5	• Pin-Rivet, Threaded	1
6	PAFZZ	02731	HS5581-5	• Collar, Pin-Rivet, Th	1
7	PAFZZ	02731	HS5435-0303	• Rivet, Blind	18
8	PAOZZ	02731	HS4464-5-3	• Rivet, Blind	2
9	PAOZZ	02731	HS4153-02	• Nut, Self-Locking, Pl	1
10	XDFFF	02731	7-31 1111110-65	• Support Assy	1
11	PAFZZ	80205	MS21075L3E	• • Nut, Self-Locking, Pl	4
12	PAOZZ	02731	HS4592-1D6-12	• Bracket, Angle	1
13	XDFZZ	02731	7-31 1111110-103	• Support	1
14	XDFZZ	99551	2881003-4	• Rivet, Solid	50
15	PAOZZ	80205	MS21075L3E	• Nut, Self-Locking, Pl	2
16	PAOZZ	96906	MS21073L3	• Nut, Self-Locking, Pl	2
17	MFFZZ	02731	7-31 1111110-109	• Shim	4
18	XDFFF	02731	7-31 1111110-45	• Support Assy	1
19	PAFZZ	80205	MS21075L3E	• • Nut, Self-Locking, Pl	3
20	PAOZZ	80205	NAS517-3-3	• Screw, Machine	6
21	PAOZZ	80205	NAS1403-6	• Screw, Machine	3
22	PAOZZ	80205	NAS1403-3	• Screw, Machine	8
23	PAOZZ	59875	TX90790-34	• Washer, Flat	11
24	PAOZZ	02731	7-31 1111110-25	• Door, Access, Aircraf	1
25	PAOZZ	81349	M83454/04AA108	• Terminal, Stud	1
26	PBFFF	02731	7-31 1111110-125	• Web Assy, Ariframe	1
27	MFFZZ	02731	7-31 1111110-39	• • Shim	1
28	PAFZZ	80205	MS21075L3E	• • Nut, Self-Locking, Pl	28
29	PAFZZ	96906	MS21074L3	• • Nut, Self-Locking, Pl	2
30	XDFZZ	02731	7-31 1111110-19	• Support	1
31	XDFZZ	02731	7-31 1111110-20	• Support	1
32	PAOZZ	02731	7-31 1111110-71	• Bracket, Airframe	1
33	XDFFF	02731	7-31 1111110-46	• Support Assy	1
34	PAFZZ	80205	MS21075L3E	• • Nut, Self-Locking, Pl	3
END OF FIGURE					

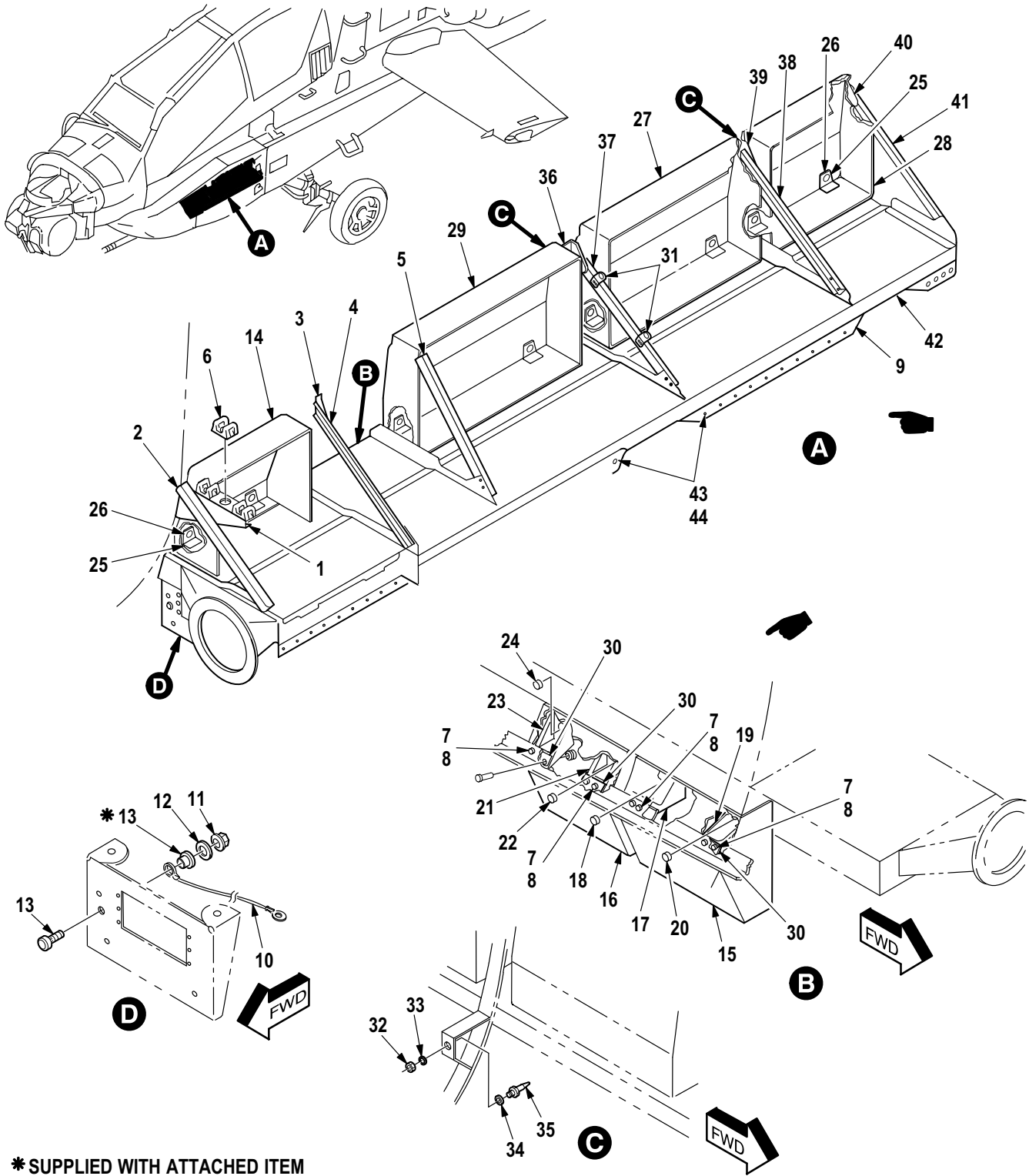


M09-1208D

Figure 30. Group 02 Floor Installation Assembly, Pilot (Left and Right Sides) (FS 98 to FS 125)
7-31 1111110

(1) ITEM NO.	(2) SMR CODE	(3) CAGE	(4) PART NUMBER	(5) DESCRIPTION AND USABLE ON CODE (UOC)	(6) QTY
				Group 02 Airframe Fig. 30 Floor Installation Assembly, Pilot (Left and Right Sides) (FS 98 to FS 125) 7-31 1111110 See Fig. 2 for NHA	
1	PAFZZ	02731	HS5604-12-3	• Pin-Rivet, Threaded	6
2	PAFZZ	02731	HS5614-12	• Collar, Pin-Rivet, Th	6
3	PAOZZ	02731	HS5602-5-3	• Pin-Rivet, Threaded	64
4	PAOZZ	02731	HS5581-5	• Collar, Pin-Rivet, Th	64
5	PAFZZ	02731	HS5602-5-2	• Pin-Rivet, Threaded	36
6	PAFZZ	02731	HS5581-5	• Collar, Pin-Rivet, Th	36
7	PAFZZ	02731	HS5602-5-4	• Pin-Rivet, Threaded	1
8	PAFZZ	02731	HS5581-5	• Collar, Pin-Rivet, Th	1
9	PAFZZ	02731	HS5602-5-5	• Pin-Rivet, Threaded	1
10	PAFZZ	02731	HS5581-5	• Collar, Pin-Rivet, Th	1
11	PAFZZ	02731	HS5602-5-6	• Pin-Rivet, Threaded	14
12	PAFZZ	02731	HS5581-5	• Collar, Pin-Rivet, Th	14
13	PAFZZ	02731	HS5602-5-7	• Pin-Rivet, Threaded	4
14	PAFZZ	02731	HS5581-5	• Collar, Pin-Rivet, Th	4
15	PAFZZ	02731	HS5602-6-2	• Pin-Rivet, Threaded	6
16	PAFZZ	02731	HS5581-6	• Collar, Pin-Rivet, Th	6
17	PAFZZ	02731	HS5602-6-3	• Pin-Rivet, Threaded	4
18	PAFZZ	02731	HS5581-6	• Collar, Pin-Rivet, Th	4
19	PAFZZ	02731	HS5602-6-4	• Pin-Rivet, Threaded	2
20	PAFZZ	02731	HS5581-6	• Collar, Pin-Rivet, Th	2
21	PAFZZ	02731	HS5435-0303	• Rivet, Blind	26
22	PAFZZ	02731	HS5435-0302	• Rivet, Blind	6
23	PAOZZ	02731	7-31 1111110-127	• Clip, Spring Tension	1
24	XDFZZ	02731	7-31 1111110-29	• Clip	1
25	XDFZZ	02731	7-31 1111110-31	• Clip	1
26	PAOZZ	96906	MS21075-3	• Nut, Self-Locking, Pl	10
27	PAFZZ	02731	7-31 1111110-51	• Support, Airframe	1
28	PAOZZ	02731	HS4153-02	• Nut, Self-Locking, Pl	5
29	MFFZZ	02731	7-31 1111110-107	• Filler	2
30	PAFZZ	02731	7-31 1111110-49	• Support, Airframe	1
31	XDFZZ	02731	7-31 1111110-15	• Support	1
32	XDFZZ	02731	7-31 1111110-59	• Clip	1
33	PAOOO	02731	7-31 1111110-121	• Clip Assy	1
34	PAOZZ	96906	MS21075-3	• Nut, Self-Locking, Pl	2
35	PAFZZ	02731	7-31 1111110-53	• Support, Airframe	1
36	XDFZZ	02731	7-31 1111110-99	• Clip	1
37	XDFZZ	02731	7-31 1111110-7	• Support	1
38	XDFZZ	02731	7-31 1111110-133	• Support	1
39	XDFZZ	02731	7-31 1111110-135	• Support	1
40	XDFZZ	02731	7-31 1111110-57	• Clip	1
41	XDFZZ	02731	7-31 1111110-101	• Clip	1
42	PBFZZ	02731	7-31 1111186-1	• Fitting, Airframe	1
43	XDFZZ	02731	7-31 1111110-35	• Clip	1
44	PBFZZ	02731	7-31 1111110-3	• Web, Floor Inst	1
45	PAOZZ	80205	MS21075L3E	• Nut, Self-Locking, Pl	8
46	PAOZZ	02731	7-31 1111110-71	• Bracket, Airframe	1

(1) ITEM NO.	(2) SMR CODE	(3) CAGE	(4) PART NUMBER	(5) DESCRIPTION AND USABLE ON CODE (UOC)	(6) QTY
47	PAFZZ	02731	7-31 1111110-55	• Support, Airframe	1
48	XDFZZ	02731	7-31 1111110-61	• Clip	1
49	XDFZZ	02731	7-31 1111110-105	• Clip	2
50	XDFZZ	02731	7-31 1111110-97	• Clip	1
51	XDFZZ	02731	7-31 1111110-23	• Support	1
52	XDFZZ	02731	7-31 1111110-134	• Support	1
53	XDFZZ	02731	7-31 1111110-136	• Support	1
54	PBFFF	02731	7-31 1111110-43	• Web Assy, Airframe	1
55	PAFZZ	80205	MS21075L3E	• • Nut, Self-Locking, Pl	1
56	XDFZZ	02731	7-31 1111110-21	• Support	1
57	PBFZZ	02731	7-31 1111186-2	• Fitting, Airframe	1
END OF FIGURE					

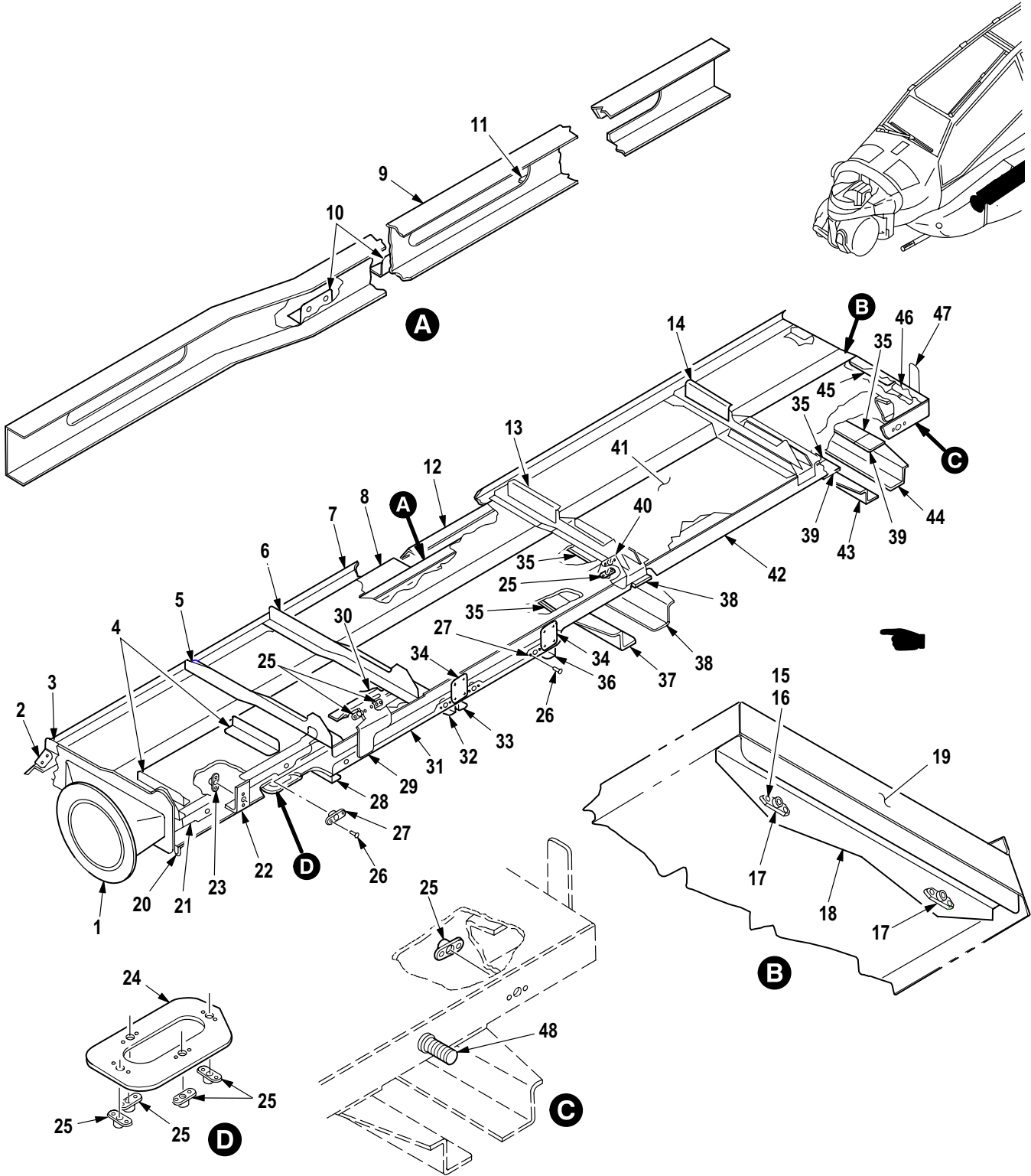


* SUPPLIED WITH ATTACHED ITEM

M09-583G

Figure 31. Group 02 Shelf Installation Assembly, FWD Avionics Bay LH
7-31 1111250

(1) ITEM NO.	(2) SMR CODE	(3) CAGE	(4) PART NUMBER	(5) DESCRIPTION AND USABLE ON CODE (UOC)	(6) QTY
				Group 02 Airframe Fig. 31 Shelf Installation Assembly, FWD Avionics Bay LH 7-31 1111250 See Fig. 2 for NHA	
1	XDOZZ	02731	7-31 1111250-25	• Bracket	1
2	MOOZZ	02731	7-31 1111250-27	• Strut	1
3	XDOZZ	02731	7-31 1111250-5	• Clip	1
4	MOOZZ	02731	7-31 1111250-13	• Strut	1
5	MOOZZ	02731	7-31 1111250-15	• Strut	1
6	PAOZZ	02731	HS4271-3S10	• Mounting Base, Tiedo	3
7	PAOZZ	02731	HS5604-5-3	• Pin-Rivet, Threaded	8
8	PAOZZ	02731	HS5614-5	• Collar, Pin-Rivet, Th	8
9	AFFFF	02731	7-31 1111250-3	• Shelf Assy, Airframe FWD Avionics Bay LH	1
10	PAOZZ	91812	2583-5BB12	•• Cable Assembly, Spec	1
11	PAOZZ	80205	MS21042L3	•• Nut, Self-Locking, Ex	1
12	PAOZZ	88044	AN960JD10L	•• Washer, Flat	1
13	PAOZZ	81349	M83454/04-AA108	•• Terminal, Stud	1
14	XDFZZ	02731	7-31 1111256-19	•• Shroud	1
15	XDOZZ	02731	7-31 1111265-1 1	•• Shroud Assy	1
16	XDOZZ	02731	7-31 1111265-9	•• Shroud Assy	1
17	PAOOO	02731	7-31 1111260-17	•• Bracket, Mounting	1
18	PAOZZ	02731	HS606S4-5	••• Bushing, Sleeve	1
19	PAOOO	02731	7-31 1111260-15	•• Bracket, Mounting	1
20	PAOZZ	02731	HS606S4-5	••• Bushing, Sleeve	1
21	PAOOO	02731	7-31 1111260-19	•• Support, Structural	1
22	PAOZZ	02731	HS606S4-5	••• Bushing, Sleeve	1
23	PAOOO	02731	7-31 1111260-21	•• Support, Structural	1
24	PAOZZ	02731	HS606S4-5	••• Bushing, Sleeve	1
25	PAOOO	02731	7-31 1111259-3	•• Bracket, Angle	8
26	PAOZZ	02731	HS606S4-5	••• Bushing, Sleeve	1
27	XDOZZ	02731	7-31 1111265-5	•• Shroud Assy	1
28	XDOZZ	02731	7-31 1111265-3	•• Shroud Assy	1
29	XDOZZ	02731	7-31 1111265-7	•• Shroud Assy	1
30	MFFZZ	02731	7-31 1111250-1 1	• Shim, Laminated	4
31	PAOZZ	02731	HS4592-1D6-7	• Bracket, Angle	2
32	PAOZZ	80205	MS21042L3	• Nut, Self-Locking, Ex	2
33	XDOZZ	02731	HS306-324H	• Washer, Flat	2
34	PAOZZ	02731	HS306-324L	• Washer, Flat	2
35	XDOZZ	02731	HS4939-20	• Pin, Shoulder, Headle	2
36	XDOZZ	02731	7-31 1111250-23	• Clip	1
37	MOOZZ	02731	7-31 1111250-17	• Strut	1
38	MOOZZ	02731	7-31 1111250-19	• Strut	1
39	XDOZZ	02731	7-31 1111250-7	• Clip	1
40	XDOZZ	02731	7-31 1111250-9	• Clip	1
41	MOOZZ	02731	7-31 1111250-21	• Strut	1
42	XDFFF	02731	7-31 1111262	• Shelf, Duct Assy (See Fig. 32 for Breakdown)	1
43	PAFZZ	02731	HS5604-5-4	• Pin-Rivet, Threaded	1
44	PAFZZ	02731	HS5614-5	• Collar, Pin-Rivet, Th	1
END OF FIGURE					

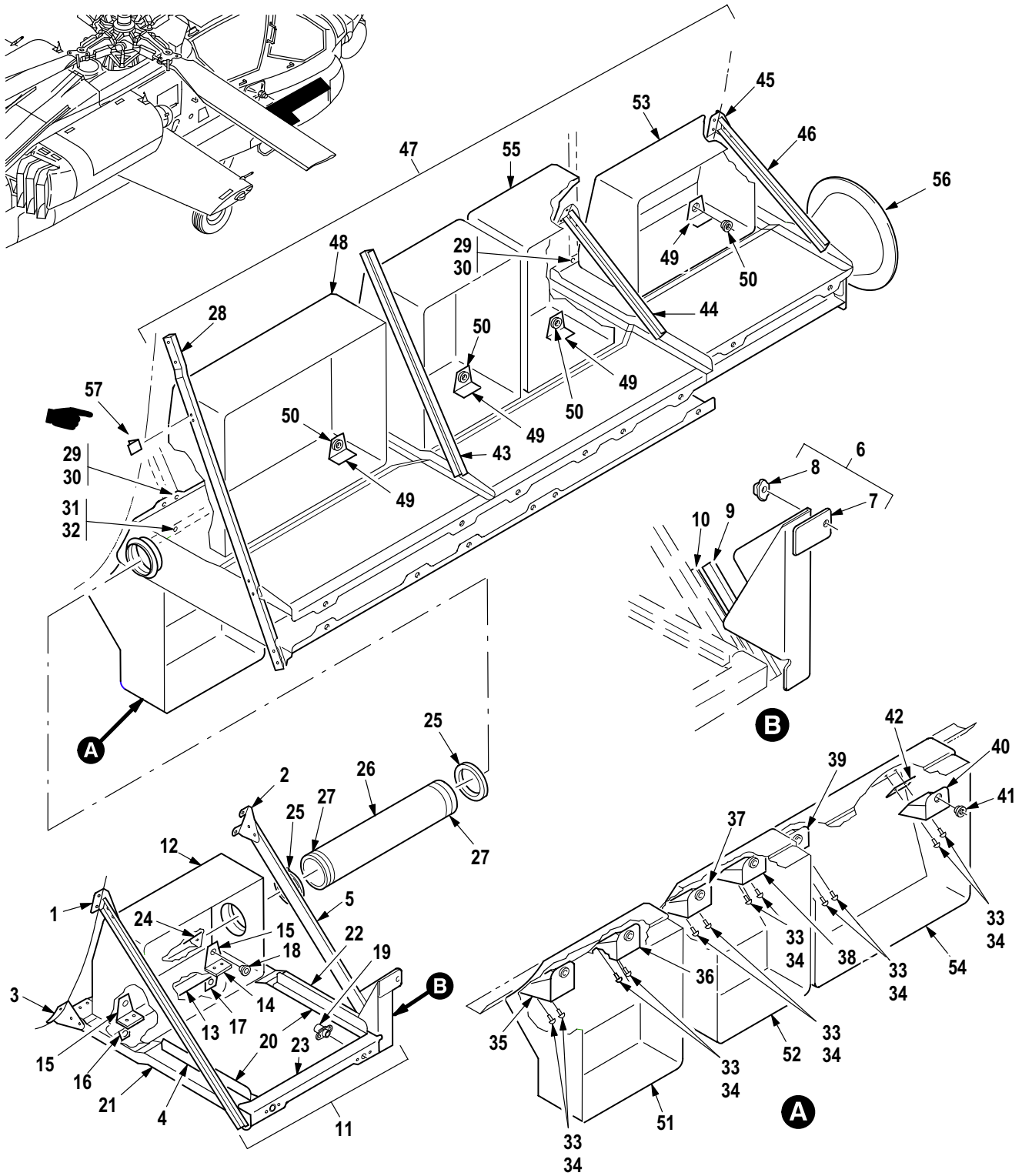


M09-584F

Figure 32. Group 02 Shelf, Duct Assembly LH FAB
7-31 1111262

(1) ITEM NO.	(2) SMR CODE	(3) CAGE	(4) PART NUMBER	(5) DESCRIPTION AND USABLE ON CODE (UOC)	(6) QTY
				Group 02 Airframe Fig. 32 Shelf, Duct Assembly LH FAB 7-31 1111262 See Fig. 31 for NHA	
1	PAOZZ	02731	7-31 1111268	• Duct, Transition LH	1
2	XDOZZ	02731	7-31 1111262-37	• Clip	1
3	XDOZZ	02731	7-31 1111262-29	• Clip	1
4	XDOZZ	02731	7-31 1111262-55	• Clip	2
5	XDOZZ	02731	7-31 1111262-27	• Clip	1
6	XDFZZ	02731	7-31 1111262-71	• Bracket Assy	1
7	XDFZZ	02731	7-31 1111262-9	• Support	1
8	XDFZZ	02731	7-31 1111262-11	• Support	1
9	XDFFF	02731	7-31 1111262-41	• Stiffener Assy	1
10	XDOZZ	02731	7-31 1111262-39	•• Clip	2
11	XDOZZ	02731	7-31 1111262-47	•• Clip	1
12	XDFZZ	02731	7-31 1111262-57	• Support	1
13	XDFZZ	02731	7-31 1111262-73	• Bracket Assy	1
14	XDFZZ	02731	7-31 1111262-69	• Bracket Assy	1
15	PAFZZ	02731	HS5604-6-3	• Pin-Rivet, Threaded	2
16	PAFZZ	02731	HS5614-6	• Collar, Pin-Rivet, Th	2
17	PAOZZ	96906	MS21075L4E	• Nut, Self-Locking, Pl	2
18	XDFZZ	02731	7-31 1111262-35	• Channel	1
19	XDFZZ	02731	7-31 1111262-25	• Closure	1
20	XDOZZ	02731	7-31 1111262-33	• Clip	1
21	XDFZZ	02731	7-31 1111262-53	• Bracket	1
22	XDOOO	02731	7-31 1111262-93	• Clip Assembly	1
23	PAOZZ	80205	MS21075L3E	•• Nut, Self-Locking, Pl	1
24	XAFZZ	02731	7-31 1111262-83	• Doubler	1
25	PAOZZ	80205	MS21075L3E	• Nut, Self-Locking, Pl	8
26	PAOZZ	02731	HS5435-0302	• Rivet, Blind	36
27	PAOZZ	02731	HS4495-1	• Receptacle, Turnlock	14
28	XDFZZ	02731	7-31 1111262-19	• Guide	1
29	XAFZZ	02731	7-31 1111262-77	• Bracket	1
30	XDFZZ	02731	7-31 1111262-5	• Stiffener	1
31	XDFZZ	02731	7-31 1111262-23	• Bracket	1
32	XDFZZ	02731	7-31 1111262-20	• Guide	1
33	XDFZZ	02731	7-31 1111262-61	• Guide	1
34	XDOZZ	02731	7-31 1111262-65	• Strap	2
35	MOOZZ	02731	7-31 1111262-59	• Shim	4
36	XDFZZ	02731	7-31 1111262-62	• Guide	1
37	XDFZZ	02731	7-31 1111262-51	• Guide	1
38	XDFZZ	02731	7-31 1111262-49	• Guide	1
39	XDOZZ	02731	7-31 1111262-63	• Shim	3
40	XAFZZ	02731	7-31 1111262-75	• Bracket	1
41	XDFZZ	02731	7-31 1111262-3	• Duct	1
42	XDFZZ	02731	7-31 1111262-21	• Channel	1
43	XDFZZ	02731	7-31 1111262-50	• Guide	1
44	XDFZZ	02731	7-31 1111262-52	• Guide	1
45	XDOZZ	02731	7-31 1111262-43	• Clip	1
46	XDOZZ	02731	7-31 1111262-31	• Clip	1

(1) ITEM NO.	(2) SMR CODE	(3) CAGE	(4) PART NUMBER	(5) DESCRIPTION AND USABLE ON CODE (UOC)	(6) QTY
47	XDFZZ	02731	7-31 1111262-17	• Bracket	1
48	PAOZZ	81349	M83454/04-AA108	• Terminal, Stud	1
END OF FIGURE					

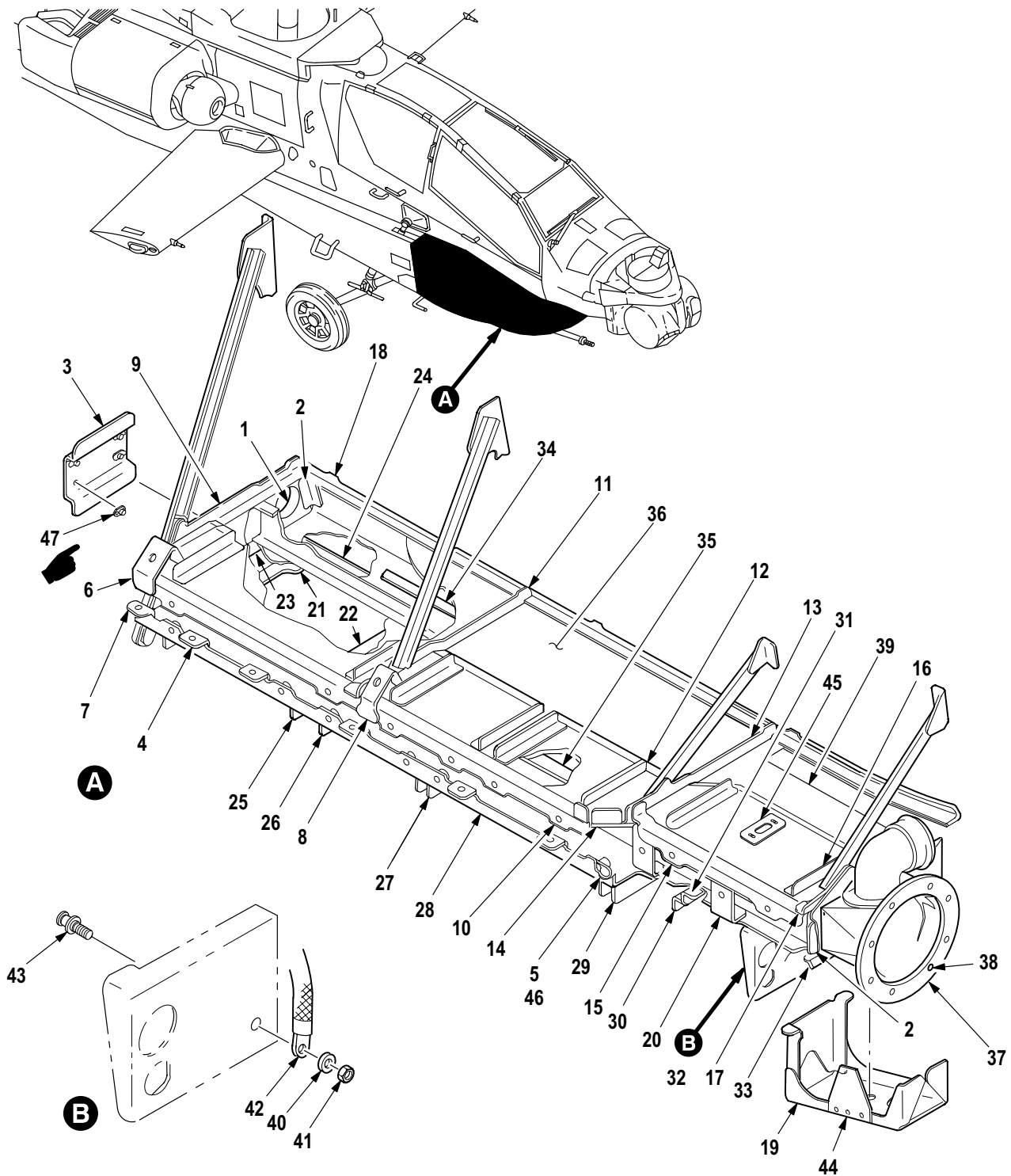


M09-602H

Figure 33. Group 02 Shelf Installation Assembly, FWD Avionics Bay RH
7-31 1111255

(1) ITEM NO.	(2) SMR CODE	(3) CAGE	(4) PART NUMBER	(5) DESCRIPTION AND USABLE ON CODE (UOC)	(6) QTY
				Group 02 Airframe Fig. 33 Shelf Installation Assembly, FWD Avionics Bay RH 7-31 1111255 See Fig. 2 for NHA	
1	XDOZZ	02731	7-31 1111255-15	• Clip	1
2	XDFZZ	02731	7-31 1111255-41	• Clip	1
3	XDOZZ	02731	7-31 1111255-17	• Clip	1
4	MOOZZ	02731	7-31 1111255-25	• Strut	1
5	XDFZZ	02731	7-31 1111255-26	• Strut	1
6	PAFFF	02731	7-31 1111255-55	• Bracket, Double Angl	1
7	PAFZZ	02731	7-31 1111255-53	•• Bracket, Mounting	1
8	PAOZZ	80205	MS21075L3E	•• Nut, Self-Locking, Pl	1
9	PAFZZ	02731	7-31 1111255-57	• Spacer, Plate	1
10	PAFZZ	02731	7-31 1111255-59	• Shim	1
11	XDFFF	02731	7-31 1111255-37	• Shelf Assy	1
12	XDOZZ	02731	7-31 1111257-3	•• Shroud Assy	1
13	XDFZZ	02731	7-31 1111255-47	•• Support	1
14	MOOZZ	02731	7-31 1111255-49	•• Spacer	1
15	PAOOO	02731	7-31 1111259-3	•• Bracket, Angle	2
16	PAOOO	02731	7-31 1111259-1 1	•• Bracket, Angle	1
17	PAOOO	02731	7-31 1111259-12	•• Bracket, Angle	1
18	PAOZZ	02731	HS606S4-5	••• Bushing, Sleeve	1
19	PAOZZ	02731	HS4495-1	•• Receptacle, Turnlock	2
20	XDFZZ	02731	7-31 1111255-13	•• Guide	2
21	XDFZZ	02731	7-31 1111255-43	•• Support	1
22	XDFZZ	02731	7-31 1111255-45	•• Support	1
23	XDFZZ	02731	7-31 1111255-1 1	•• Support	1
24	XDFZZ	02731	7-31 1111255-7	• Support	1
25	PAOZZ	00624	320C62-175-SH	• Clamp, Hose	2
26	PAOZZ	02731	7-21 1A21237-33	• Hose, Nonmetallic	1
27	XDOZZ	02731	7-31 1111255-21	• Spacer	2
28	MOOZZ	02731	7-31 1111255-27	• Strut	1
29	PAFZZ	02731	HS5604-5-2	• Pin-Rivet, Threaded	3
30	PAFZZ	02731	HS5614-5	• Collar, Pin-Rivet, Th	3
31	PAFZZ	02731	HS5604-5-3	• Pin-Rivet, Threaded	1
32	PAFZZ	02731	HS5614-5	• Collar, Pin-Rivet, Th	1
33	PAFZZ	02731	HS5604-5-4	• Pin-Rivet, Threaded	12
34	PAFZZ	02731	HS5614-5	• Collar, Pin-Rivet, Th	12
35	PAOOO	02731	7-31 1111260-13	• Support, Structural	1
36	PAOOO	02731	7-31 1111260-1 1	• Bracket, Mounting	1
37	PAOOO	02731	7-31 1111260-9	• Support, Structural	1
38	PAOOO	02731	7-31 1111260-7	• Support, Structural	1
39	PAOOO	02731	7-31 1111260-5	• Support, Structural	1
40	PAOOO	02731	7-31 1111260-3	• Bracket, Mounting	1
41	PAOZZ	02731	HS606S4-5	•• Bushing, Sleeve	1
42	MOOZZ	02731	7-31 1111255-35	• Shim, Laminated	6
43	MOOZZ	02731	7-31 1111255-29	• Strut	1
44	MOOZZ	02731	7-31 1111255-31	• Strut	1
45	XDOZZ	02731	7-31 1111255-19	• Clip	2
46	MOOZZ	02731	7-31 1111255-23	• Strut	1
47	XDFFF	02731	7-31 1111255-61	• Shelf Assy	1

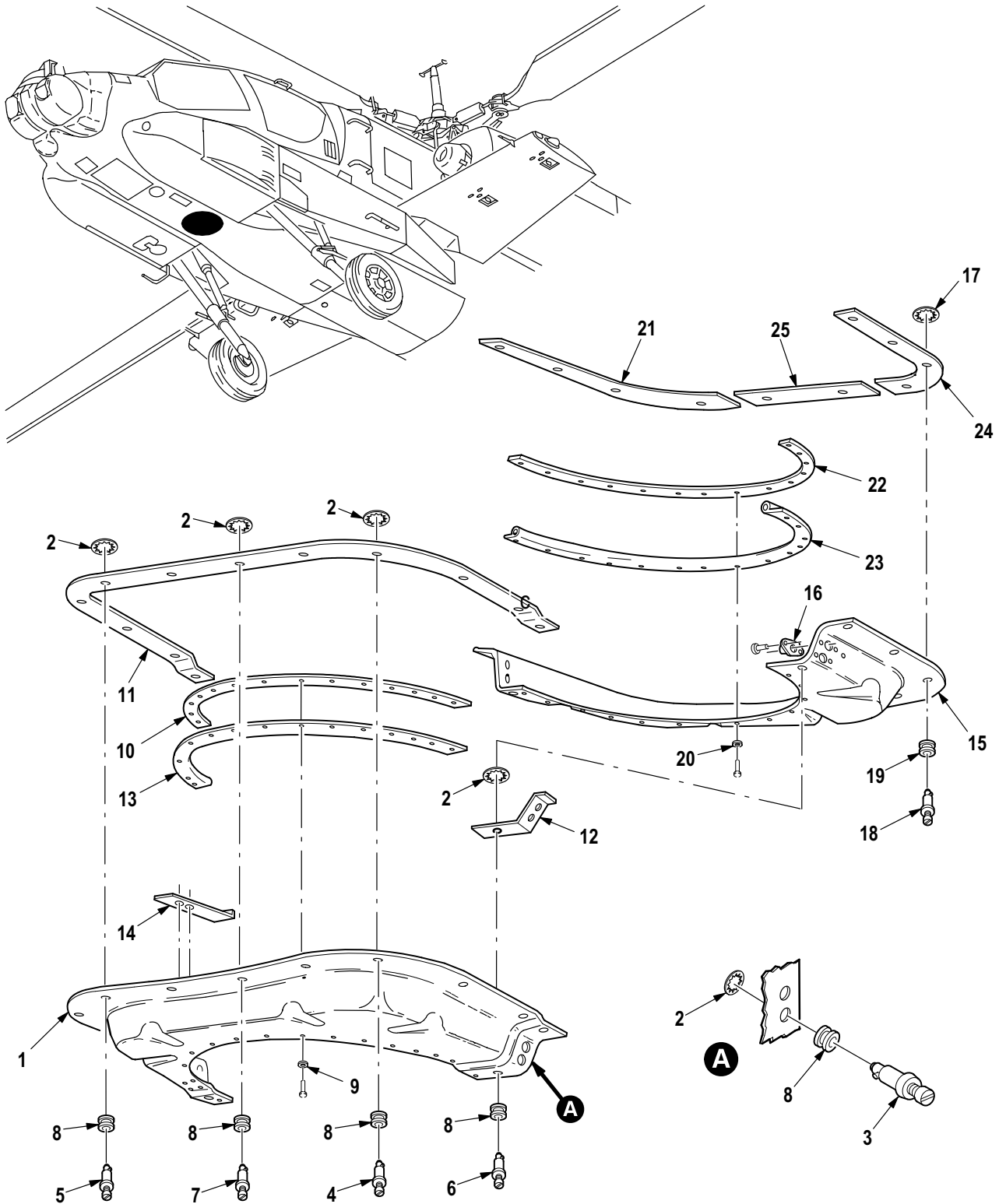
(1) ITEM NO.	(2) SMR CODE	(3) CAGE	(4) PART NUMBER	(5) DESCRIPTION AND USABLE ON CODE (UOC)	(6) QTY
48	XDOZZ	02731	7-31 1111266-3	•• Shroud Assy	1
49	PAOOO	02731	7-31 1111259-3	•• Bracket, Angle	8
50	PAOZZ	02731	HS606S4-5	••• Bushing, Sleeve	1
51	XDOZZ	02731	7-31 1111266-7	•• Shroud Assy	1
52	XDOZZ	02731	7-31 1111266-9	•• Shroud Assy	1
53	XDOZZ	02731	7-31 1111257-15	•• Shroud	1
54	XDOZZ	02731	7-31 1111266-1 1	•• Shroud Assy	1
55	XDOZZ	02731	7-31 1111266-5	•• Shroud Assy	1
56	XAFFF	02731	7-31 1111263-85	•• Shelf Duct Assy (See Fig. 34 for Breakdown)	1
57	PAFZZ	02731	HS4592-1D6-8	• Bracket, Angle	1
END OF FIGURE					



M09-694D

Figure 34. Group 02 Shelf, Duct Assembly RH FAB
7-31 1111263-85

(1) ITEM NO.	(2) SMR CODE	(3) CAGE	(4) PART NUMBER	(5) DESCRIPTION AND USABLE ON CODE (UOC)	(6) QTY
				Group 02 Airframe Fig. 34 Shelf, Duct Assembly RH FAB 7-31 1111263-85 See Fig. 33 for NHA	
1	XDOZZ	02731	7-31 1111263-45	• Closeout Assy	1
2	MOOZZ	02731	7-31 1111263-33	• Clip	4
3	XDFZZ	02731	7-31 1111263-61	• Support	1
4	PAFZZ	80205	MS21075L3E	• Nut, Self-Locking, PI	13
5	PAOZZ	02731	HS4495-1	• Receptacle, Turnlock	14
6	XDFZZ	02731	7-31 1111263-63	• Bracket	1
7	XDFZZ	02731	7-31 1111263-65	• Bracket	6
8	XDFZZ	02731	7-31 1111263-83	• Bracket	1
9	XDFZZ	02731	7-31 1111263-15	• Support	1
10	XDFZZ	02731	7-31 1111263-27	• Support	1
11	XDFZZ	02731	7-31 1111263-17	• Support	1
12	XDFZZ	02731	7-31 1111263-37	• Guide	4
13	XDFZZ	02731	7-31 1111263-19	• Support	1
14	MOOZZ	02731	7-31 1111263-55	• Clip	1
15	XDFZZ	02731	7-31 1111263-29	• Support	1
16	XDOZZ	02731	7-31 1111263-39	• Guide	4
17	XDFZZ	02731	7-31 1111263-21	• Support	1
18	XDFZZ	02731	7-31 1111263-11	• Support	1
19	XDFZZ	02731	7-31 1111263-77	• Support Assy	1
20	XDFZZ	02731	7-31 1111263-67	• Bracket	2
21	XDOZZ	02731	7-31 1111263-41	• Guide	3
22	XDOZZ	02731	7-31 1111263-42	• Guide	3
23	XDFZZ	02731	7-31 1111263-23	• Support	1
24	XDFZZ	02731	7-31 1111263-13	• Support	1
25	XDOZZ	02731	7-31 1111263-35	• Clip	1
26	XDOZZ	02731	7-31 1111263-36	• Clip	2
27	XDOZZ	02731	7-31 1111263-57	• Clip	1
28	XDFZZ	02731	7-31 1111263-31	• Support	1
29	XDFZZ	02731	7-31 1111263-59	• Support	1
30	XDFZZ	02731	7-31 1111263-69	• Bracket	2
31	XDFZZ	02731	7-31 1111263-53	• Support	1
32	XDFZZ	02731	7-31 1111263-71	• Bracket	1
33	XDFZZ	02731	7-31 1111263-25	• Support	1
34	XDFZZ	02731	7-31 1111263-5	• Stiffener	1
35	XDFZZ	02731	7-31 1111263-7	• Stiffener	1
36	PAOZZ	02731	7-31 1111263-3	• Duct, Support, Electr	1
37	PAOOO	02731	7-31 1111267	• Duct, Transition RH	1
38	PAOZZ	80205	MS21075L3E	• Nut, Self-Locking, PI	8
39	XDFZZ	02731	7-31 1111263-79	• Doubler	1
40	PAFZZ	88044	AN960JD10L	• Washer, Flat	1
41	PAFZZ	80205	MS21042L3	• Nut, Self-Locking, Ex	1
42	PAFZZ	91812	2583-5BB12	• Cable Assembly, Spec	1
43	PAFZZ	81349	M83454/04-AA108	• Terminal, Stud	1
44	XDFZZ	02731	7-31 1111263-81	• Gusset	1
45	XDDDD	02731	7-31 1111263-75	• Doubler	1
46	PAFZZ	02731	HS5435-0302	• Rivet, Blind	28
47	PAFZZ	96906	MS21075L06	• Nut, Self-Locking, PI	4
END OF FIGURE					



M09-670D

Figure 35. Group 02 Gun Fairing Assembly (FS 103)
7-31 1111168 (Two Way Interchangeable With 7-51111160-101)
7-51 1111160-101 (Two Way Interchangeable With 7-31111168)

(1) ITEM NO.	(2) SMR CODE	(3) CAGE	(4) PART NUMBER	(5) DESCRIPTION AND USABLE ON CODE (UOC)	(6) QTY
				Group 02 Airframe Fig. 35 Gun Fairing Assembly (FS 103) 7-31 1111168 (Two Way Interchangeable With 7-51 1111160-101) 7-51 1111160-101 (Two Way Interchangeable With 7-31111168)	
1	XDOOO	02731	7-31 1111168-601	• Fairing, Gun Assy (U/O P/N 7-31111168)	1
1	XDOOO	08V61	7-51 1111161-101	• Fairing, Gun Assy Fw (U/O P/N 7-51111160-101)	1
2	PAOZZ	02731	HS4432-2	•• Push On Nut	17
3	PAOZZ	71286	26S8-5	•• Stud Assembly, Turnl	5
4	PAOZZ	71286	26S8-6	•• Stud Assembly, Turnl	6
5	PAOZZ	71286	26S8-8	•• Stud Assembly, Turnl	4
6	PAOZZ	71286	26S8-9	•• Stud Assembly, Turnl	2
7	PAOZZ	71286	26S8-16	•• Stud Assembly, Turnl	1
8	PAOZZ	02731	HS4874-4B2A	•• Grommet, Metallic (U/O P/N 7-31111168-601)	17
8	PAOZZ	02731	HS4874-4B2C	•• Grommet, Metallic (U/O P/N 7-51111161-101)	17
9	PAOZZ	02731	HS306-31 1	•• Washer, Flat (U/O P/N 7-31111168-601)	18
9	PAOZZ	80205	NAS1149CN332R	•• Washer, Flat (U/O P/N 7-51111161-101)	18
10	XDOZZ	02731	7-31 1111168-1 1	•• Retainer	1
11	MOOZZ	02731	7-31 1111168-27	•• Seal	1
12	MOOZZ	02731	7-31 1111168-9	•• Seal	2
13	MOOZZ	02731	7-31 1111168-23	•• Seal, Bulb	1
14	XDFZZ	02731	7-31 1111168-41	•• Clip	1
15	PAOOO	02731	7-31 1111168-39	• Fairing Assembly (U/O P/N 7-31111168-601)	1
15	PAOOO	8V613	7-51 1111163-101	• Fairing Assy AFT(U/O P/N 7-51111161-101)	1
16	PAOZZ	02731	HS4430-1	•• Receptacle, Turnlock	5
17	PAOZZ	02731	HS4432-2	•• Push On Nut	8
18	PAOZZ	71286	26S8-6	•• Stud Assembly, Turnl	8
19	PAOZZ	02731	HS4874-4B2A	•• Grommet, Metallic (U/O P/N 7-31111168-39)	8
19	PAOZZ	02731	HS4874-4B2C	•• Grommet, Metallic (U/O P/N 7-51111163-101)	8
20	PAOZZ	02731	HS306-31 1	•• Washer, Flat (U/O P/N 7-31111168-39)	14
20	PAOZZ	80205	NAS1149CN332R	•• Washer, Flat (U/O P/N 7-51111163-101)	14
21	MOOZZ	02731	7-31 1111168-29	•• Seal	1
22	XDOZZ	02731	7-31 1111168-17	•• Retainer	1
23	MOOZZ	02731	7-31 1111168-25	•• Seal, Bulb	1
24	MOOZZ	02731	7-31 1111168-33	•• Seal	1
25	MOOZZ	02731	7-31 1111168-31	•• Seal	1
END OF FIGURE					

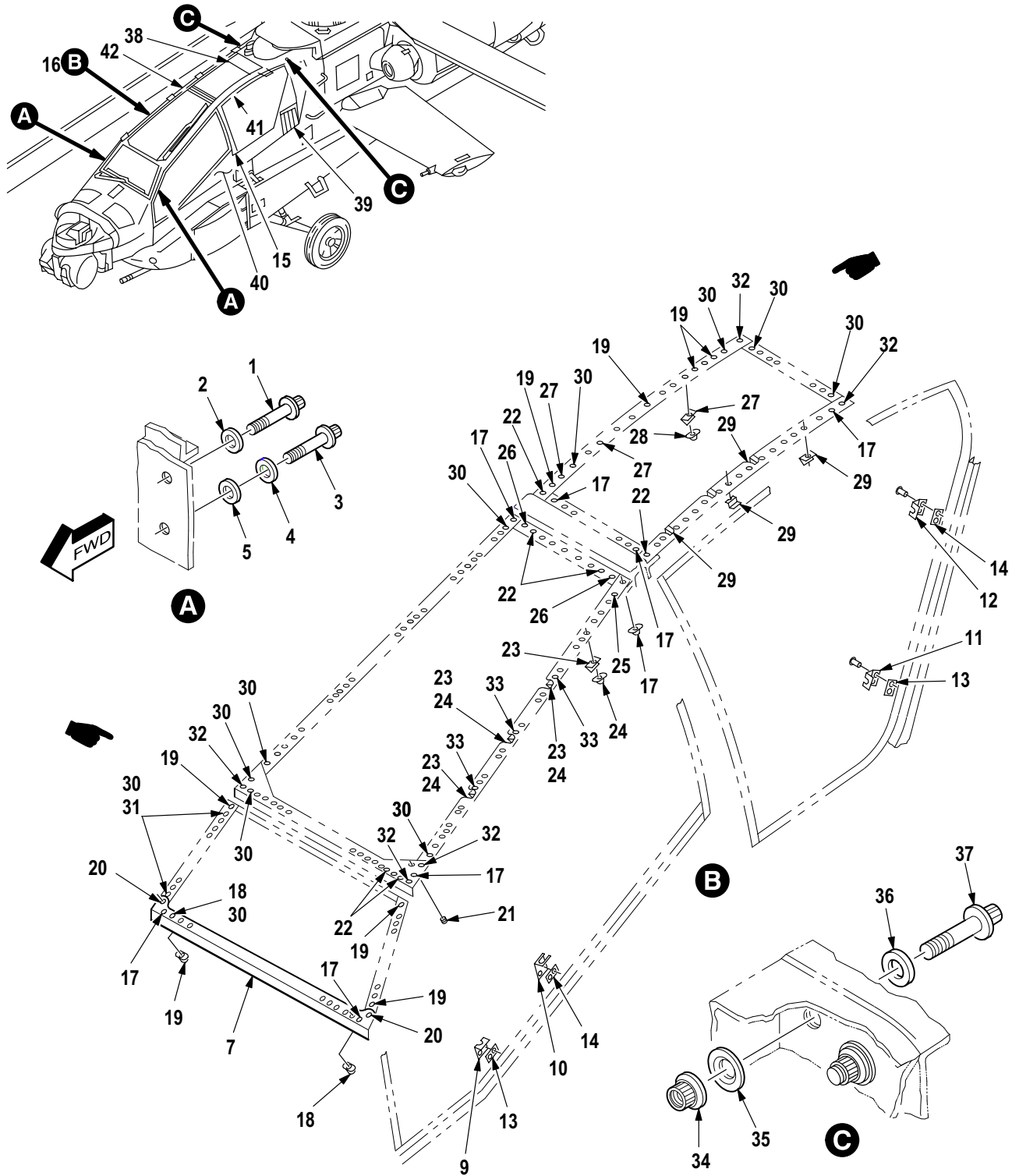
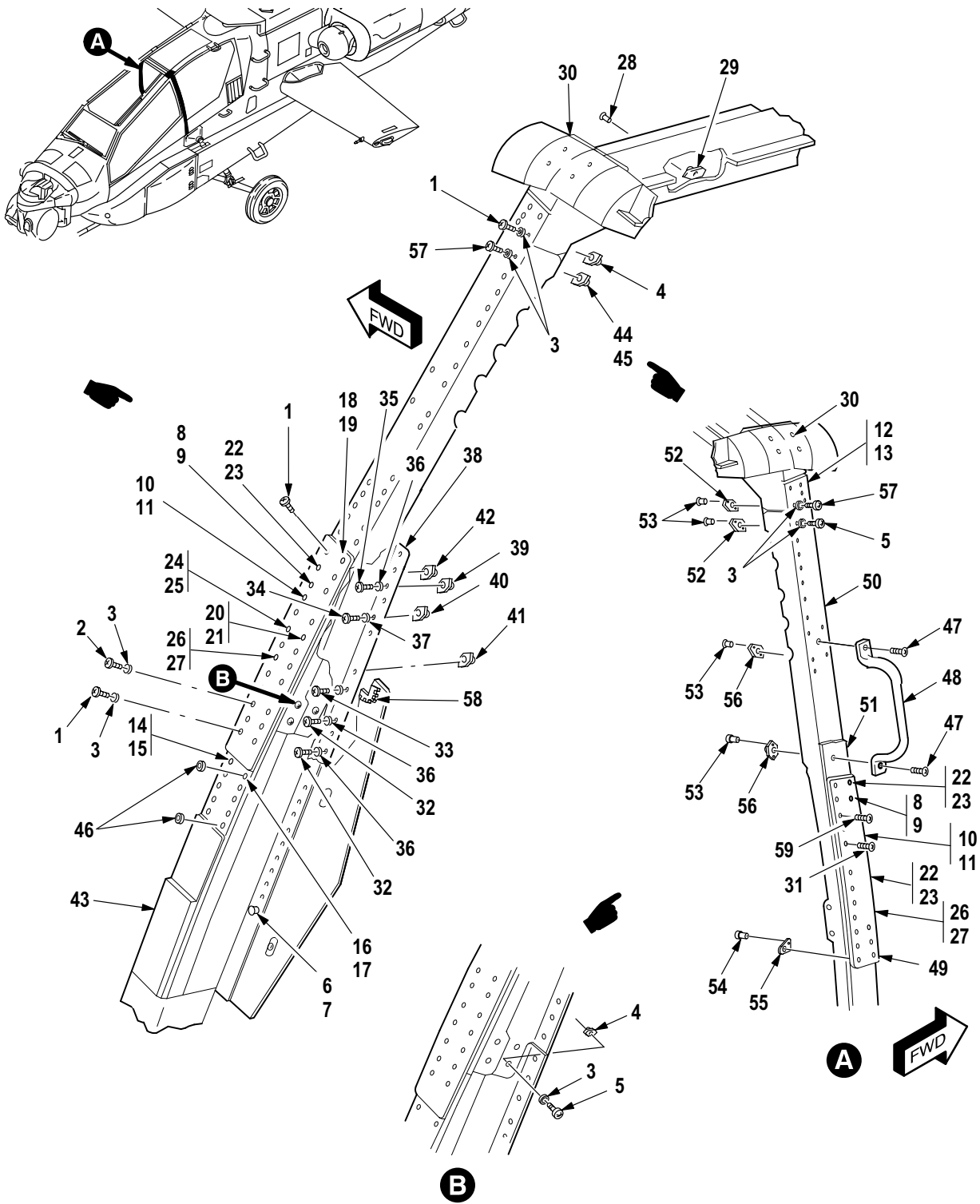


Figure 36. Group 02 Canopy Installation
7-31 1112000

(1) ITEM NO.	(2) SMR CODE	(3) CAGE	(4) PART NUMBER	(5) DESCRIPTION AND USABLE ON CODE (UOC)	(6) QTY
				Group 02 Airframe Fig. 36 Canopy Installation 7-31 1112000	
1	PAOZZ	02731	HS1446-5-8	• Bolt, Machine	2
2	PAOZZ	02731	HS4244C5	• Washer, Flat	2
3	PAOZZ	96906	MS21134-04006	• Bolt, Shear	2
4	PAOZZ	02731	HS4244C4	• Washer, Flat	2
5	PAOZZ	88044	AN960-416L	• Washer, Flat	2
6	XCOOO	02731	7-31 1112034	• Support, Canopy Inst (Not Illustrated-Installation Drawing)	1
7	XDOZZ	02731	7-31 1112034-3	•• Angle, FWD	1
8	XCOOO	02731	7-21 1112088	• Support Instl, Assy (Not Illustrated-Installation Drawing)	1
9	XDOZZ	02731	7-21 1112088-15	•• Clip	1
10	XDOZZ	02731	7-21 1112088-17	•• Clip	1
11	XDOZZ	02731	7-21 1112088-19	•• Clip	1
12	XDOZZ	02731	7-21 1112088-21	•• Clip	1
13	MFOZZ	02731	7-21 1112088-1 1	•• Shim	2
14	MFOZZ	02731	7-21 1112088-23	•• Shim	2
15	XCDDD	02731	7-31 1112004	• Structure Instl (See Fig. 37 for Breakdown)	1
16	XCOOO	02731	7-31 1112109	• Platenut Instl Assy	1
17	PAOZZ	02731	HS4482-02-3	•• Nut, Self-Locking, Pl	87
18	PAOZZ	02731	HS4482-02-4	•• Nut, Self-Locking, Pl	27
19	PAOZZ	15653	MF19058-3-2	•• Nut, Self-Locking, Pl	23
20	PAOZZ	02731	HS4153-02	•• Nut, Self-Locking, Pl	4
21	PAOZZ	96906	MS51831A201L	•• Insert, Screw Thread	3
22	PAOZZ	80205	MS21075L3E	•• Nut, Self-Locking, Pl	12
23	XDOOO	02731	7-31 1112109-5	•• Clip Assy	8
24	PAOZZ	96906	MS21074L3	••• Nut, Self-Locking, Pl	1
25	PAOZZ	02731	HS4482-02-5	•• Nut, Self-Locking, Pl	48
26	PAOZZ	02731	HS4482-02-6	•• Nut, Self-Locking, Pl	2
27	XDOOO	02731	7-31 1112109-3	•• Clip Assy	3
28	PAOZZ	96906	MS21074L3	••• Nut, Self-Locking, Pl	1
29	XDOZZ	02731	7-31 1112109-1 1	•• Clip	4
30	PAOZZ	02731	HS5435-0304	•• Rivet, Blind	316
31	PAOZZ	02731	HS4482-02-2	•• Nut, Self-Locking, Pl	25
32	PAOZZ	02731	HS5435-0307	•• Rivet, Blind	8
33	PAOZZ	02731	HS5435-0306	•• Rivet, Blind	16
34	PAOZZ	02731	HS262-624	• Nut, Self-Locking, Do	4
35	PAOZZ	96906	MS21206-C6	• Washer, Recessed	4
36	PAOZZ	88044	AN960JD616L	• Washer, Flat	4
37	PAOZZ	02731	HS1446-6-12	• Bolt, Machine	4
38	XCOOO	02731	7-31 1112010-601	• Panel Instl Assy Upper AFT (See Fig. 41 for Breakdown) .	1
39	XCOOO	02731	7-31 1112014	• Vent Instl Assy (See Fig. 40 for Breakdown)	1
40	XCOOO	02731	7-31 1112007	• Canopy Instl Assy LH (See Fig. 42 for Breakdown)	1
41	XCDDD	02731	7-31 1112002-601	• Bow Beam, Instl LH (See Fig. 38 for Breakdown)	1
42	XCDDD	02731	7-31 1112003	• Bow Beam, Instl RH (See Fig. 39 for Breakdown)	1
END OF FIGURE					

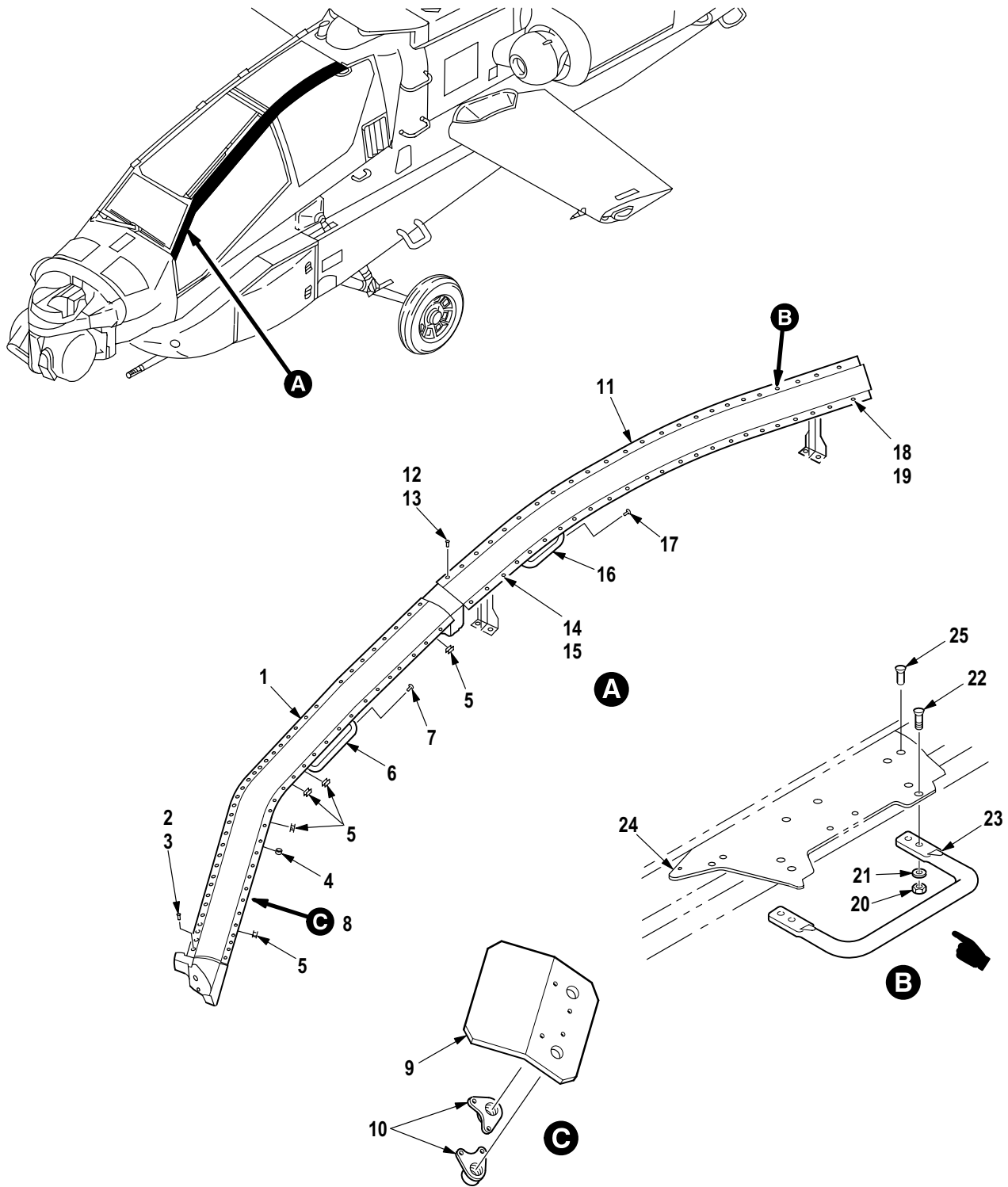


M09-622K

Figure 37. Group 02 Structure Installation, Rollover
7-31 1112004

(1) ITEM NO.	(2) SMR CODE	(3) CAGE	(4) PART NUMBER	(5) DESCRIPTION AND USABLE ON CODE (UOC)	(6) QTY
				Group 02 Airframe Fig. 37 Structure Installation, Rollover 7-31 1112004 See Fig. 36 for NHA	
1	PAOZZ	80205	NAS623-2-6	• Screw, Machine	27
2	PAOZZ	80205	NAS623-2-7	• Screw, Machine	4
3	PAOZZ	88044	AN960JD8L	• Washer, Flat	76
4	XDOZZ	80205	MS21075L08	• Nut, Self-Locking, Pl	21
5	PAOZZ	80205	NAS623-2-3	• Screw, Machine	14
6	PAOZZ	02731	HS5604-6-3	• Pin-Rivet, Threaded	35
7	PAOZZ	02731	HS5614-6	• Collar, Pin-Rivet, Th	35
8	PAOZZ	02731	HS5602-6-4	• Pin-Rivet, Threaded	8
9	PAOZZ	02731	HS5582-6	• Collar, Pin-Rivet, Th	8
10	PAOZZ	02731	HS5602-8-6	• Pin-Rivet, Threaded	6
11	PAOZZ	02731	HS5582-8	• Collar, Pin-Rivet, Th	6
12	PAOZZ	02731	HS5604-5-7	• Pin-Rivet, Threaded	4
13	PAOZZ	02731	HS5614-5	• Collar, Pin-Rivet, Th	4
14	PAOZZ	02731	HS5604-5-4	• Pin-Rivet, Threaded	5
15	PAOZZ	02731	HS5614-5	• Collar, Pin-Rivet, Th	5
16	PAOZZ	02731	HS5604-5-3	• Pin-Rivet, Threaded	5
17	PAOZZ	02731	HS5614-5	• Collar, Pin-Rivet, Th	5
18	PAOZZ	02731	HS5604-5-5	• Pin-Rivet, Threaded	4
19	PAOZZ	02731	HS5614-5	• Collar, Pin-Rivet, Th	4
20	PAOZZ	02731	HS5604-5-2	• Pin-Rivet, Threaded	19
21	PAOZZ	02731	HS5614-5	• Collar, Pin-Rivet, Th	19
22	PAOZZ	02731	HS5602-6-3	• Pin-Rivet, Threaded	4
23	PAOZZ	02731	HS5582-6	• Collar, Pin-Rivet, Th	4
24	PAOZZ	02731	HS5602-6-5	• Pin-Rivet, Threaded	8
25	PAOZZ	02731	HS5582-6	• Collar, Pin-Rivet, Th	8
26	PAOZZ	02731	HS5603-6-6	• Pin-Rivet, Threaded	2
27	PAOZZ	02731	HS5583-6	• Collar, Pin-Rivet, T	2
28	PAOZZ	02731	HS5435-0306	• Rivet, Blind	2
29	PAOZZ	80205	MS21075L3E	• Nut, Self-Locking, Pl	4
30	PAOZZ	96906	MS90354U0808	• Rivet, Blind	4
31	PAOZZ	02731	HS4153-82	• Nut, Self-Locking, Pl	4
32	PAOZZ	80205	NAS1303-6H	• Bolt, Shear	4
33	PAOZZ	80205	NAS6604-6	• Bolt, Shear	8
34	PAOZZ	80205	NAS1304-5	• Bolt, Machine	2
35	PAOZZ	80205	NAS6603H4	• Bolt, Shear	6
36	PAOZZ	88044	AN960JD10L	• Washer, Flat	8
37	PAOZZ	88044	AN960PD416L	• Washer, Flat	5
38	XDODD	02731	7-31 1112004-27	• Strap Assy	2
39	PAOZZ	02731	HS4809-3	• Nut, Self-Locking, Pl	8
40	PAOZZ	02731	HS4809-4	• Nut, Self-Locking, Pl	5
41	PAOZZ	15653	MF19058-4-3	• Nut, Self-Locking, Pl	1
42	PAOZZ	96906	MS21075L3	• Nut, Self-Locking, Pl	2
43	XDDDD	02731	7-31 1112004-65	• Beam Assy	1
44	XDOZZ	80205	MS21075L08	• Nut, Self-Locking, Pl	38
45	XDOZZ	02731	HS5435-0305	• Rivet, Blind	38
46	PAOZZ	02731	HS5234-1005	• Washer, Flat	10
47	PAOZZ	02731	HS4179-4-7	• Screw, Machine	2
48	PAOZZ	02731	7-1 11140021	• Handle, Bow	1

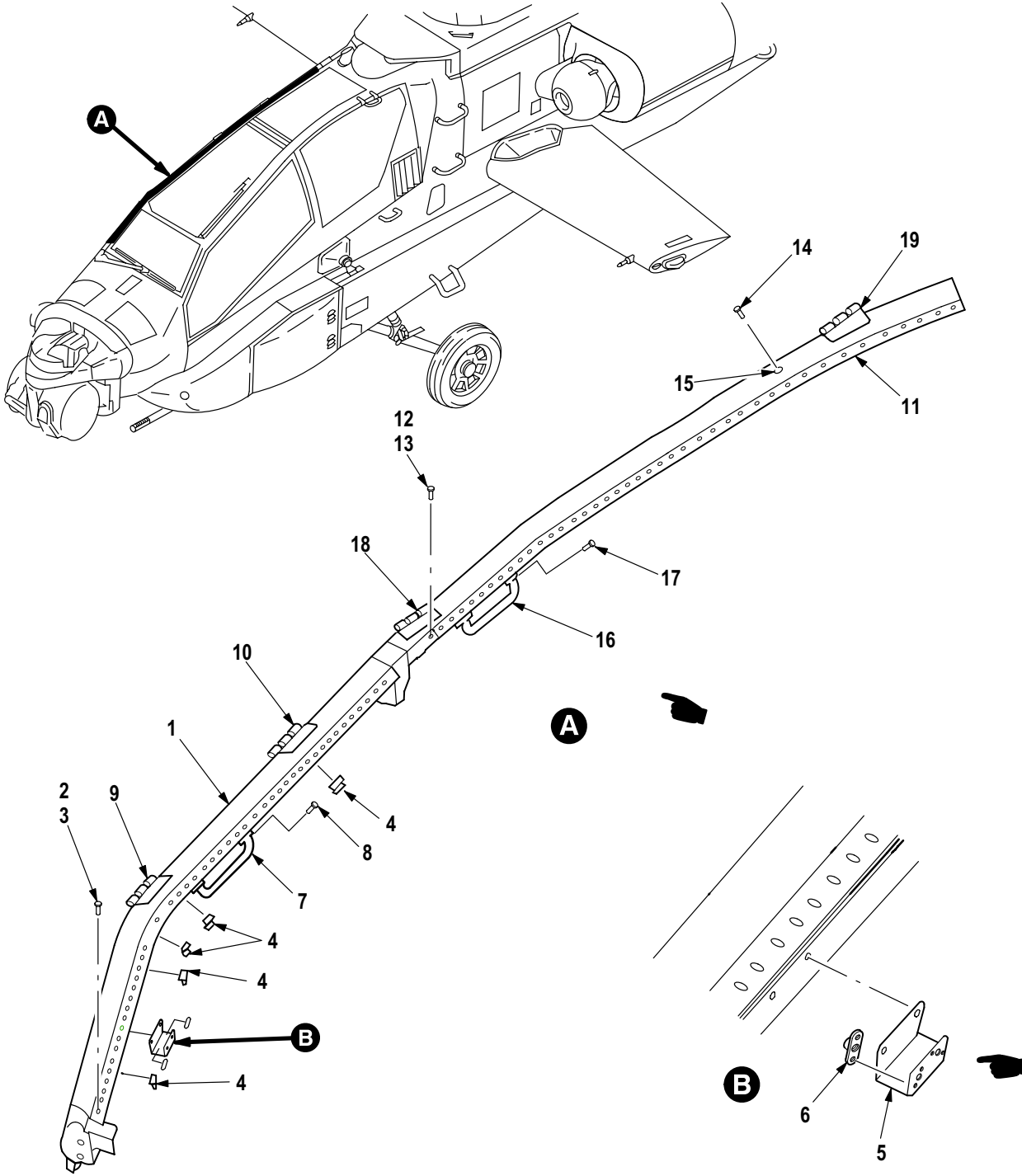
(1) ITEM NO.	(2) SMR CODE	(3) CAGE	(4) PART NUMBER	(5) DESCRIPTION AND USABLE ON CODE (UOC)	(6) QTY
49	XDOZZ	02731	7-31 1112004-59	• Strap	2
50	XDDDD	02731	7-31 1112004-75	• Beam Assy	1
51	XDOZZ	02731	7-31 1112004-77	•• Zee	1
52	XDOZZ	80205	MS21075L08	•• Nut, Self-Locking, Pl	40
53	XDOZZ	02731	HS5435-0305	•• Rivet, Blind	64
54	XDOZZ	99551	2881003-4	•• Rivet, Solid	10
55	PAOZZ	02731	HS4153-82	•• Nut, Self-Locking, Pl	2
56	PAOZZ	80205	NAS1773-4	•• Nut, Self-Locking, Pl	2
57	PAOZZ	80205	NAS623-2-4	• Screw, Machine	53
58	PAOZZ	96906	MS21266-2T	• Grommet, Nonmetallic	V
59	PAOZZ	80205	NAS623-2-5	• Screw Machine	44
END OF FIGURE					



M09-623L

Figure 38. Group 02 Bow Beam Installation LH
7-31 1112002-601

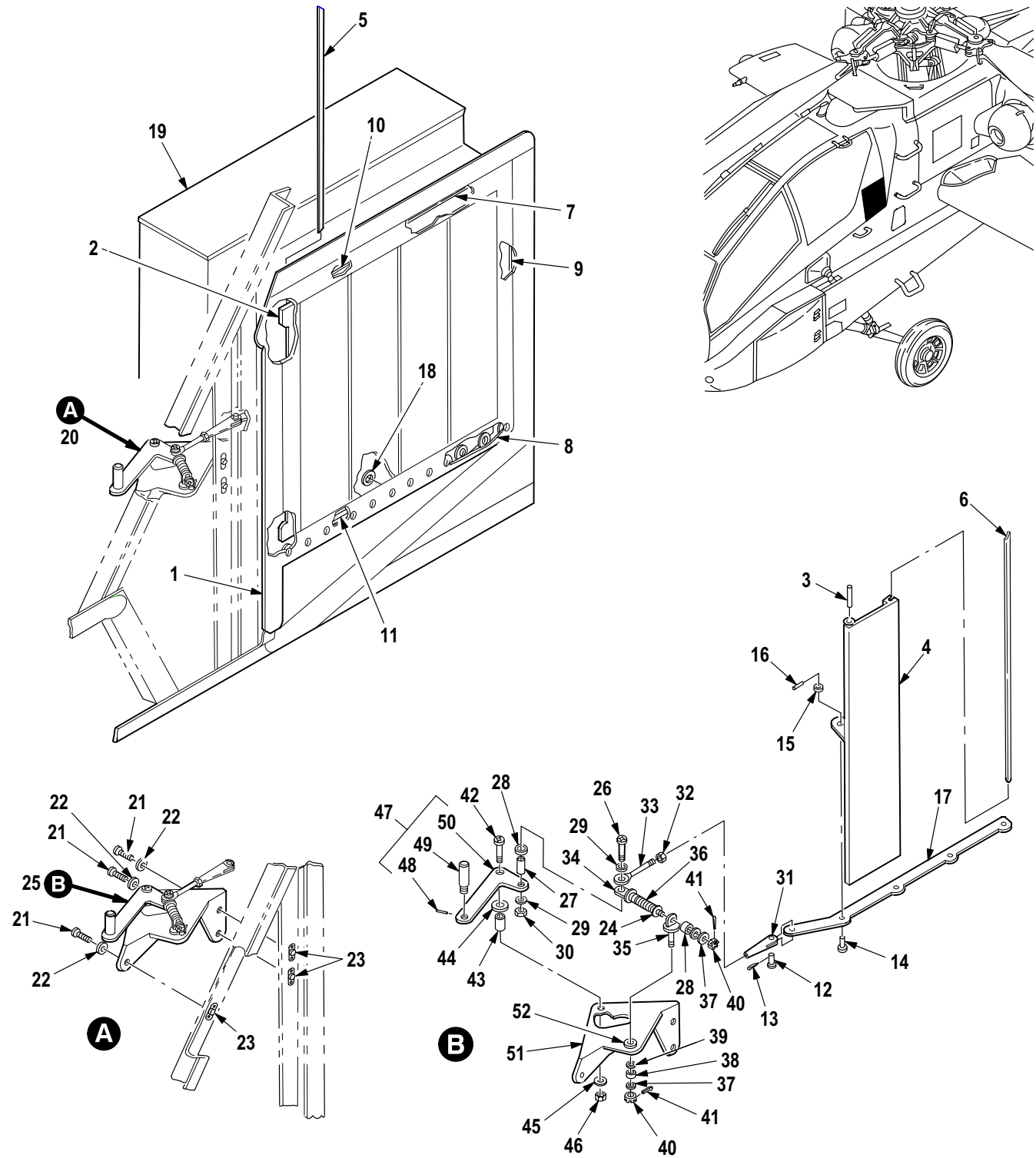
(1) ITEM NO.	(2) SMR CODE	(3) CAGE	(4) PART NUMBER	(5) DESCRIPTION AND USABLE ON CODE (UOC)	(6) QTY
				Group 02 Airframe Fig. 38 Bow Beam Installation LH 7-31 1112002-601 See Fig. 36 for NHA	
1	XDDDD	02731	7-31 1112002-3	• Bow Beam Assy	1
2	PAOZZ	02731	HS5605-6-3	•• Pin-Rivet, Threaded	68
3	PAOZZ	02731	HS5581-6	•• Collar, Pin-Rivet, Th	68
4	PAOZZ	02731	HS4849-1032PB2	•• Nut, Self-Locking, Bl	1
5	PAOZZ	02731	HS4271-1S6	•• Mounting Base, Tiedo	5
6	XDDDD	02731	7-31 1112078-3	•• Hand Hold Assy	1
7	PAOZZ	02731	HS4862-5E1 1	••• Rivet, Solid	2
8	XDDDD	02731	7-31 1112002-43	•• Bracket Assy	1
9	XDOZZ	02731	7-31 1112002-41	••• Bracket	1
10	XDOZZ	80205	MS21073L08	••• Nut, Self-Locking, Pl	2
11	XDDDD	02731	7-31 1112002-36	• Bow Beam Assy	1
12	PAOZZ	02731	HS5605-6-4	•• Pin-Rivet, Threaded	33
13	PAOZZ	02731	HS5581-6	•• Collar, Pin-Rivet, Th	33
14	PAOZZ	02731	HS5605-6-5	•• Pin-Rivet, Threaded	2
15	PAOZZ	02731	HS5581-6	•• Collar, Pin-Rivet, Th	2
16	XDDDD	02731	7-31 1112078-5	•• Hand Hold Assy	1
17	PAOZZ	02731	HS4862-5E1 1	••• Rivet, Solid	2
18	PAOZZ	02731	HS5602-6-3	• Pin-Rivet, Threaded	2
19	PAOZZ	02731	HS5581-6	• Collar, Pin-Rivet, Th	2
20	PAOZZ	80205	MS21042-3	• Nut, Self-Locking, Ex	4
21	PAOZZ	88044	AN960JD10L	• Washer, Flat	4
22	PAOZZ	80205	NAS517-3-9	• Screw, Machine	4
23	PAOZZ	02731	7-31 1112125-9	• Handle, Bow	1
24	XDOZZ	02731	7-31 1112122-5	• Fitting, Upper	1
25	PAOZZ	02731	HS5450-06-06	• Rivet, Blind	12
END OF FIGURE					



M09-1233B

Figure 39. Group 02 Bow Beam Installation RH
7-31 1112003

(1) ITEM NO.	(2) SMR CODE	(3) CAGE	(4) PART NUMBER	(5) DESCRIPTION AND USABLE ON CODE (UOC)	(6) QTY
				Group 02 Airframe Fig. 39 Bow Beam Installation RH 7-31 1112003 See Fig. 36 for NHA	
1	XDDDD	02731	7-31 1112003-3	• Bow Beam Assy FWD	1
2	PAOZZ	02731	HS5605-6-3	•• Pin-Rivet, Threaded	38
3	PAOZZ	02731	HS5581-6	•• Collar, Pin-Rivet, Th	38
4	PAOZZ	02731	HS4271-1S6	•• Mounting Base, Tiedo	5
5	XDDDD	02731	7-31 1112003-33	•• Bracket Assy	1
6	XDOZZ	80205	MS21075L08	••• Nut, Self-Locking, Pl	2
7	XDDDD	02731	7-31 1112078-3	•• Hand Hold Assy	1
8	PAOZZ	02731	HS4862-5E1 1	••• Rivet, Solid	2
9	XDOZZ	02731	7-21 1112048-3	•• Hinge	1
10	XDOZZ	02731	7-21 1112048-7	•• Hinge	1
11	XDDDD	02731	7-31 1112003-5	• Bow Beam Assy AFT	1
12	PAOZZ	02731	HS5605-6-4	•• Pin-Rivet, Threaded	16
13	PAOZZ	02731	HS5581-6	•• Collar, Pin-Rivet, Th	16
14	PAOZZ	80205	NAS1191-4P-10L	•• Screw, Cap, Socket He	1
15	PAOZZ	02731	HS4849-428PB2	•• Nut, Self-Locking, Bl	1
16	XDDDD	02731	7-31 1112078-3	•• Hand Hold Assy	1
17	PAOZZ	02731	HS4862-5E1 1	••• Rivet, Solid	2
18	XDOZZ	02731	7-21 1112048-1 1	•• Hinge	1
19	XDOZZ	02731	7-21 1112048-15	•• Hinge	1
END OF FIGURE					

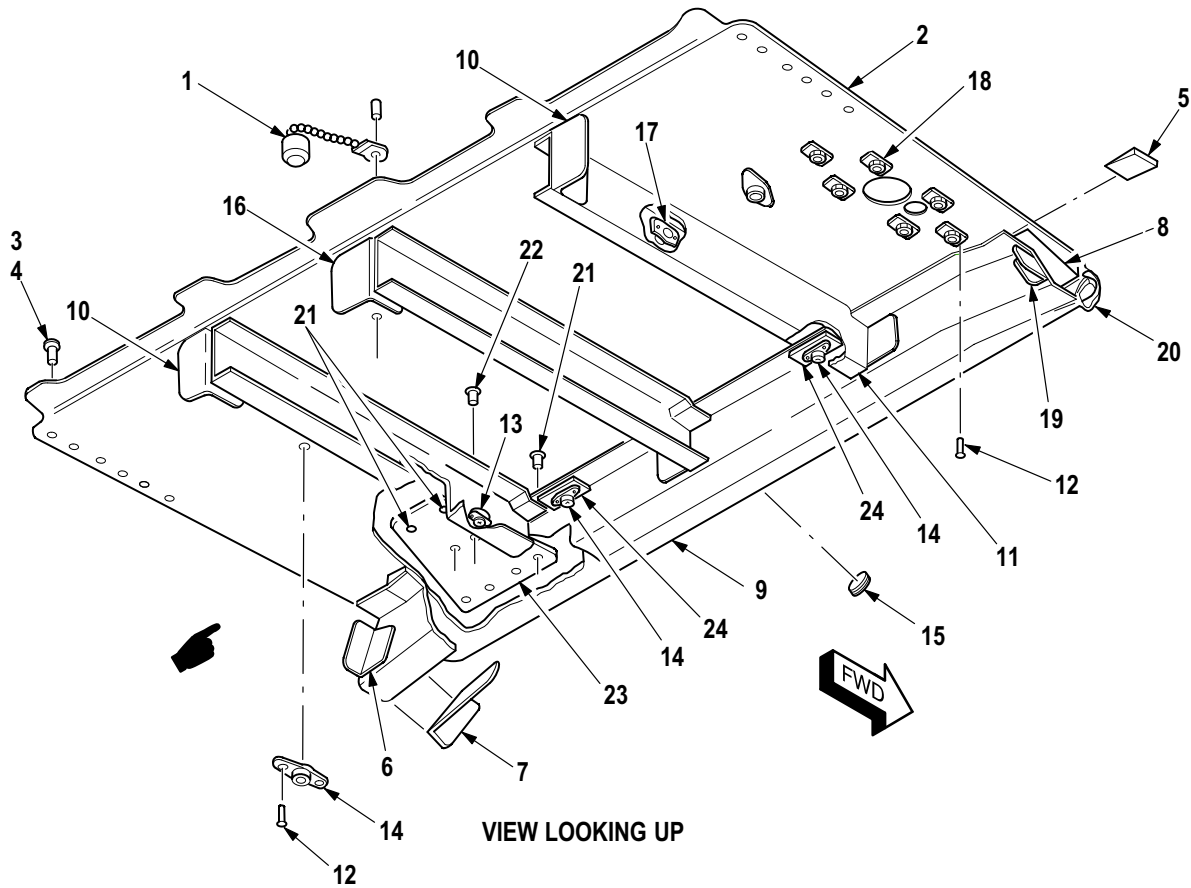
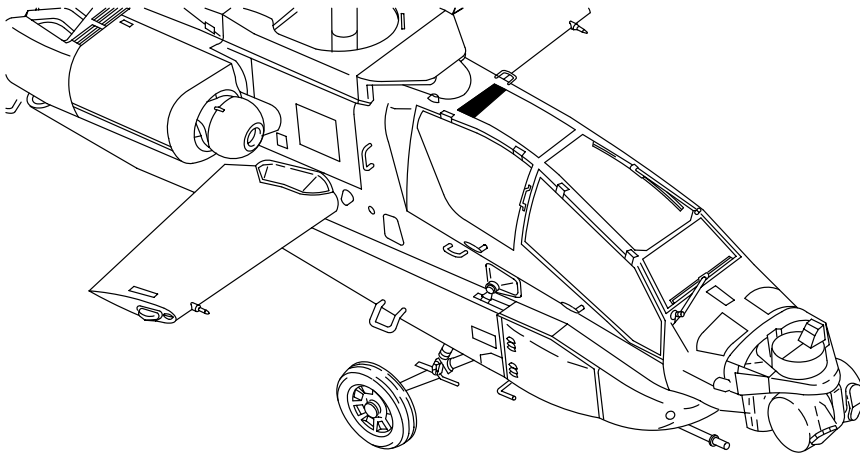


M09-624D

Figure 40. Group 02 Vent Installation Assembly
7-31 1112014

(1) ITEM NO.	(2) SMR CODE	(3) CAGE	(4) PART NUMBER	(5) DESCRIPTION AND USABLE ON CODE (UOC)	(6) QTY
				Group 02 Airframe Fig. 40 Vent Installation Assembly 7-31 1112014 See Fig. 36 for NHA	
1	XDOZZ	02731	7-31 1112014-15	• Faceplate	1
2	XDOZZ	02731	7-31 1112014-5	• Retainer	1
3	PAOZZ	88044	AN122695	• Pin, Straight, Headle	8
4	XDOZZ	02731	7-31 1112106-3	• Louver	4
5	PAOZZ	02731	HS4338-0905	• Seal, Nonmetallic Sp	1
6	PAOZZ	02731	HS4336-0913	• Seal, Rubber Special	4
7	XDOZZ	02731	7-31 1112014-9	• Retainer	1
8	XDOZZ	02731	7-31 1112014-7	• Retainer	1
9	XDOZZ	02731	7-31 1112014-3	• Angle	1
10	PAOZZ	02731	7-31 1112108	• Seal, Rubber Special	1
11	PAOZZ	02731	7-31 1112107	• Seal, Rubber Special	1
12	PAOZZ	96906	MS20392-2C9	• Pin, Straight, Hea	1
13	PAOZZ	80205	MS24665-1012	• Pin, Cotter	1
14	PAOZZ	96906	MS20392-1C7	• Pin, Straight, Headed	4
15	PAOZZ	96906	MS15795-704	• Washer, Flat	4
16	PAOZZ	96906	MS24665-1010	• Pin, Cotter	4
17	XDOZZ	02731	7-31 1112014-1 1	• Rod, Connecting	1
18	PAOZZ	88044	AN960JD8L	• Washer, Flat	12
19	XDOZZ	02731	7-31 1112057	• Enclosure Assy	1
20	XDOOO	02731	7-31 1112089-15	• Handle Assy, Canopy	1
21	PAOZZ	80205	NAS603-7P	•• Screw, Machine	3
22	PAOZZ	02731	HS306-322	•• Washer, Flat	3
23	PAOZZ	96906	MS21075-3	•• Nut, Self-Locking, Pl	3
24	PAOZZ	88044	AN960JD10L	•• Washer, Flat	4
25	XDOOO	02731	7-31 1112089-35	•• Spring Assy	1
26	XDOZZ	80205	NAS600-16	••• Screw, Machine	1
27	PAOZZ	02731	HS13SP184-1 15-0660	••• Bushing, Sleeve	1
28	PAOZZ	80205	NAS43DD3-12N	••• Spacer, Sleeve	2
29	PAOZZ	88044	AN960JD4	••• Washer, Flat	2
30	PAOZZ	80205	MS21042L04	••• Nut, Self-Locking, Ex	1
31	PAOZZ	88044	AN665-21R	••• Clevis, Rod End	1
32	PAOZZ	88044	AN315-3R	••• Nut, Plain, Hexagon	1
33	PAOZZ	96906	MS21254-3RS	••• Connector, Rod End	1
34	PAOZZ	88044	AN42B-16	••• Bolt, Eye	1
35	PAOZZ	88044	AN42B-5	••• Bolt, Eye	1
36	PAOZZ	02731	HS4953-076-131Z	••• Spring, Helical, Comp	1
37	PAOZZ	02731	HS306-322	••• Washer, Flat	4
38	PAOZZ	02731	HS306-322L	••• Washer, Flat	2
39	PAOZZ	02731	HS306-322H	••• Washer, Flat	1
40	PAOZZ	96906	MS17826-3	••• Nut, Self-Locking, Sl	2
41	PAOZZ	96906	MS24665-71	••• Pin, Cotter	1
42	PAOZZ	80205	NAS1403-8	••• Screw, Machine	1
43	PAOZZ	80205	NAS75-3-016	••• Bushing, Sleeve	1
44	PAOZZ	88044	AN960-616	••• Washer, Flat	1
45	PAOZZ	88044	AN960JD10L	••• Washer, Flat	1
46	PAOZZ	80205	MS21042L3	••• Nut, Self-Locking, Ex	1
47	PAOOO	02731	7-31 1112089-19	••• Handle, Door	1
48	PAOZZ	96906	MS171438	•••• Pin, Spring	1

(1) ITEM NO.	(2) SMR CODE	(3) CAGE	(4) PART NUMBER	(5) DESCRIPTION AND USABLE ON CODE (UOC)	(6) QTY
49	PAOZZ	02731	7-31 1112089-23 Handle, Manual Contr	1
50	XDOZZ	02731	7-31 1112089-25 Lever, Manual Contro	1
51	XDOOO	02731	7-31 1112089-29	... Support Assy	1
52	PAOZZ	02731	HS606-3P1 1 Bushing, Sleeve	1
END OF FIGURE					



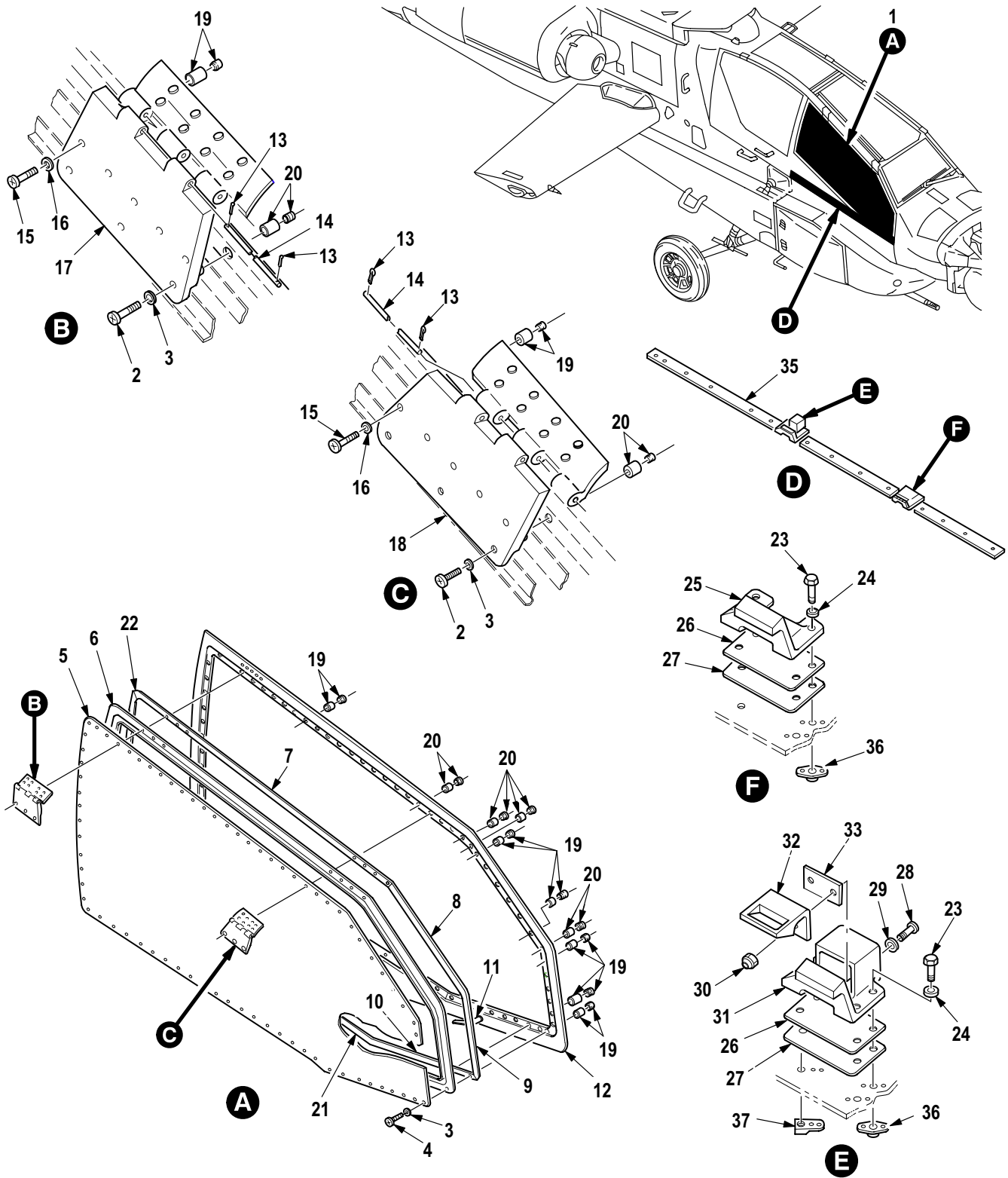
M09-625I

Figure 41. Group 02 Panel Installation Assembly, Upper AFT
7-31 1112010-601

(1) ITEM NO.	(2) SMR CODE	(3) CAGE	(4) PART NUMBER	(5) DESCRIPTION AND USABLE ON CODE (UOC)	(6) QTY
				Group 02 Airframe Fig. 41 Panel Installation Assembly, Upper AFT 7-31 1112010-601 See Fig. 36 for NHA	
1	PAOZZ	02731	HS5410-1001	• Cover, Electrical Co	1
2	XDOZZ	02731	7-31 1112010-7	• Skin	1
3	PAOZZ	02731	HS5604-6-5	• Pin-Rivet, Threaded	12
4	PAOZZ	02731	HS5583-6	• Collar, Pin-Rivet, T	12
5	XDOZZ	02731	HS195-200001	• Shim, Tapered	4
6	XDOZZ	02731	7-31 1112010-17	• Clip	1
7	XDOZZ	02731	7-31 1112010-15	• Clip	1
8	XDOZZ	02731	HS195-21 1001	• Shim, Tapered	2
9	XDOZZ	02731	7-31 1112010-21	• Cross Beam	1
10	XDOZZ	02731	7-31 1112010-13	• Clip	2
11	XDOZZ	02731	7-31 1112010-1 1	• Support	3
12	PAOZZ	02731	HS5435-0302	• Rivet, Blind	16
13	PAOZZ	80205	MS21059L3	• Nut, Self-Locking, PI	2
14	PAOZZ	02731	HS4430-1	• Receptacle, Turnlock	4
15	PAOZZ	80205	NAS77-4-009	• Bushing, Sleeve	1
16	XDOZZ	02731	7-31 1112010-5	• Angle	1
17	PAOZZ	96906	MS21059L4	• Nut, Self-Locking, PI	1
18	PAOZZ	96906	MS21059L06	• Nut, Self-Locking, PI (Usbl Eff 82-23355 thru 90-0448) ..	6
19	XDOZZ	02731	7-31 1112010-18	• Clip	1
20	XDOZZ	02731	7-31 1112010-16	• Clip	1
21	PAOZA	02731	HS5450-05-03	• Rivet, Blind	6
22	PAOZA	02731	HS5448-05-04	• Rivet, Blind	2
23	MOOZZ	02731	7-31 1112123-3	• Doubler, Skin Panel	1
24	XDOZZ	02731	7-31 1112010-20	• Block, Radius	2
END OF FIGURE					

(1) ITEM NO.	(2) SMR CODE	(3) CAGE	(4) PART NUMBER	(5) DESCRIPTION AND USABLE ON CODE (UOC)	(6) QTY
				Group 02 Airframe Fig. 42 Canopy Installation Assembly LH 7-31 1112007 See Fig. 36 for NHA	
1	XDOZZ	02731	7-31 1112007-41	• Clip	1
2	PAOZZ	80205	MS21075L3E	• Nut, Self-Locking, Pl	77
3	PAOZZ	02731	HS4482-02-3	• Nut, Self-Locking, Pl	94
4	XDOZZ	02731	7-31 1112007-9	• Angle	1
5	XDOZZ	02731	7-31 1112007-49	• Doubler	1
6	XDOZZ	02731	7-31 1112007-13	• Clip	1
7	XDOZZ	02731	7-31 1112007-35	• Angle	1
8	XDOZZ	02731	HS195-140002	• Shim, Tapered	1
9	XDOZZ	02731	7-31 1112007-45	• Gusset	1
10	XDOZZ	02731	7-31 1112007-33	• Gusset	1
11	XDOZZ	02731	7-31 1112007-5	• Stiffener	1
12	XDOZZ	02731	7-31 1112007-1 1	• Clip	1
13	XDOZZ	02731	7-31 1112007-7	• Zee	1
14	XDOZZ	02731	7-31 1112007-59	• Skin	1
15	XDOOO	02731	7-31 1112007-73	• Clip Assy	1
16	PAOZZ	80205	MS21075L3E	• • Nut, Self-Locking, Pl	1
17	XDOZZ	02731	7-31 1112007-61	• Bracket	1
18	PAOZZ	80205	NAS623-3-2	• Screw, Machine	9
19	PAOZZ	80205	NAS623-3-3	• Screw, Machine	2
20	PAOZZ	88044	AN960JD10L	• Washer, Flat	11
21	XDOZZ	02731	7-31 1112007-3	• Angle	1
22	XDOZZ	02731	7-31 1112007-43	• Doubler	1
23	PAOZZ	96906	MS21074L3	• Nut, Self-Locking, Pl	1
24	XDOZZ	02731	7-31 1112007-23	• Channel	1
25	XDOZZ	02731	7-31 1112027	• Spacer	1
26	XDOOO	02731	7-31 1112007-71	• Clip Assy	1
27	PAOZZ	80205	MS21075L3E	• • Nut, Self-Locking, Pl	1
28	XDOZZ	02731	7-31 1112007-21	• Angle	1
29	XDOZZ	02731	7-31 1112007-29	• Clip	1
30	XDOZZ	02731	7-31 1112007-19	• Angle	1
31	XDOZZ	02731	7-31 1112007-17	• Channel	1
32	XDOZZ	02731	7-31 1112007-57	• Channel	1
33	XDOZZ	02731	7-31 1112007-63	• Bracket	1
34	XDOZZ	02731	7-31 1112007-25	• Clip	1
35	XDOZZ	02731	7-31 1112007-69	• Gusset	1
36	XDOZZ	02731	7-31 1112007-15	• Stiffener	1
37	XDOZZ	02731	7-31 1112007-27	• Clip	1
38	XDOZZ	02731	7-31 1112007-39	• Clip	1
39	XDOZZ	02731	7-31 1112007-31	• Skin	1
40	XDOZZ	02731	7-31 1112007-53	• Doubler	1
41	XDOZZ	02731	7-31 1112007-51	• Channel	1
42	XDOZZ	02731	7-31 1112007-65	• Clip	1
43	XDOZZ	02731	7-31 1112007-55	• Channel	1
44	XDOZZ	02731	7-31 1112007-37	• Angle	1
45	PAFZZ	02731	HS4153-02	• Nut, Self-Locking, Pl	3
46	PAOZA	80205	NAS1195DD3KH	• Shim Anchor Nut	1

(1) ITEM NO.	(2) SMR CODE	(3) CAGE	(4) PART NUMBER	(5) DESCRIPTION AND USABLE ON CODE (UOC)	(6) QTY
47	PAOZZ	80205	NAS1195DD3KM	• Nut Spacer, Plate	1
48	XDOZZ	02731	HS195-220001	• Shim, Tapered	1
END OF FIGURE					



M09-627E

Figure 43. Group 02 Door and Bumper Installation, Copilot/Gunner
7-31 1112200

(1) ITEM NO.	(2) SMR CODE	(3) CAGE	(4) PART NUMBER	(5) DESCRIPTION AND USABLE ON CODE (UOC)	(6) QTY
				Group 02 Airframe Fig. 43 Door and Bumper Installation, Copilot/Gunner 7-31112200	
1	XDOOO	02731	7-31 1112200-3	• Door, Passenger, Airc	1
2	PAOZZ	80205	NAS603-16P	•• Screw, Machine	8
3	PAOZZ	88044	AN960KD10LL	•• Washer, Flat	74
4	PAOZZ	80205	NAS603-13	•• Screw, Machine	68
5	PAOZZ	02731	7-31 1112015-9	•• Windshield Panel, Ai	1
6	XDOZZ	53711	6260965-2	•• Cord, Detonating	1
7	PAOZZ	02731	7-31 1112111-35	•• Seal, Rubber Special	1
8	PAOZZ	02731	7-31 1112111-33	•• Seal, Rubber Special	1
9	PAOZZ	02731	7-31 1112111-31	•• Seal, Rubber Special	1
10	PAOZZ	02731	7-31 1112111-29	•• Seal, Rubber Special	1
11	XCOOO	02731	7-31 1112012	•• Mechanical Instl (See Figs. 45 and 46 for Further Breakdown)	1
12	XDOOO	02731	7-31 1112008	••• Door Assy, Canopy (See Figs. 47 and 48 for Further Breakdown)	1
13	PAOZZ	96906	MS24665-86	•••• Pin, Cotter	4
14	PAOZZ	02731	7-21 1112068	•••• Pin, Straight, Headle	2
15	PAOZZ	80205	NAS603-13	•••• Screw, Machine	10
16	PAOZZ	88044	AN960PD10L	•••• Washer, Flat	48
17	XDOZZ	02731	7-21 1112048-21	•••• Hinge, Butt	1
18	XDOZZ	02731	7-21 1112048-19	•••• Hinge, Butt	1
19	PAOZZ	02731	HS5464-1032PB02	•••• Rivet, Blind	74
20	PAOZZ	02731	HS5464-1032PB03	•••• Rivet, Blind	10
21	PAOZZ	02731	7-31 1112111-39	•• Seal, Rubber Special	1
22	PAOZZ	02731	7-31 1112111-37	•• Seal, Rubber Special	1
23	PAOZZ	80205	NAS1303-7H	• Bolt, Shear (U/W No Shim thru 0.046 In. Thick Shim)	8
24	PAOZZ	88044	AN960JD10L	• Washer, Flat	8
25	PAOZZ	02731	7-31 1112053-3	• Strike, Catch	1
26	XDOZZ	02731	7-31 1112046	• Plate, Structural, Ai	2
27	XDOZZ	02731	7-21 1112059	• Shim	6
28	PAOZZ	80205	NAS623-2-3	• Screw, Machine	2
29	PAOZZ	88044	AN960-8L	• Washer, Flat	2
30	PAOZZ	96906	MS21042L08	• Nut, Self-Locking, Ex	2
31	PAOZZ	02731	7-31 1112054-3	• Plate, Structural, Ai	1
32	XDOZZ	02731	7-21 1112055	• Bracket, Door	1
33	MOOZZ	02731	7-31 1112105	• Shim	1
34	XCOOO	02731	7-31 1112100	Bumper Instl (Not Illustrated-Installation Drawing)	1
35	XDOZZ	02731	7-31 1112100-23	• Bumper	1
36	PAOZZ	80205	MS21059L3	• Nut, Self-Locking, PI	12
37	PAOZZ	96906	MS21061L3	• Nut, Self-Locking, PI	2
END OF FIGURE					

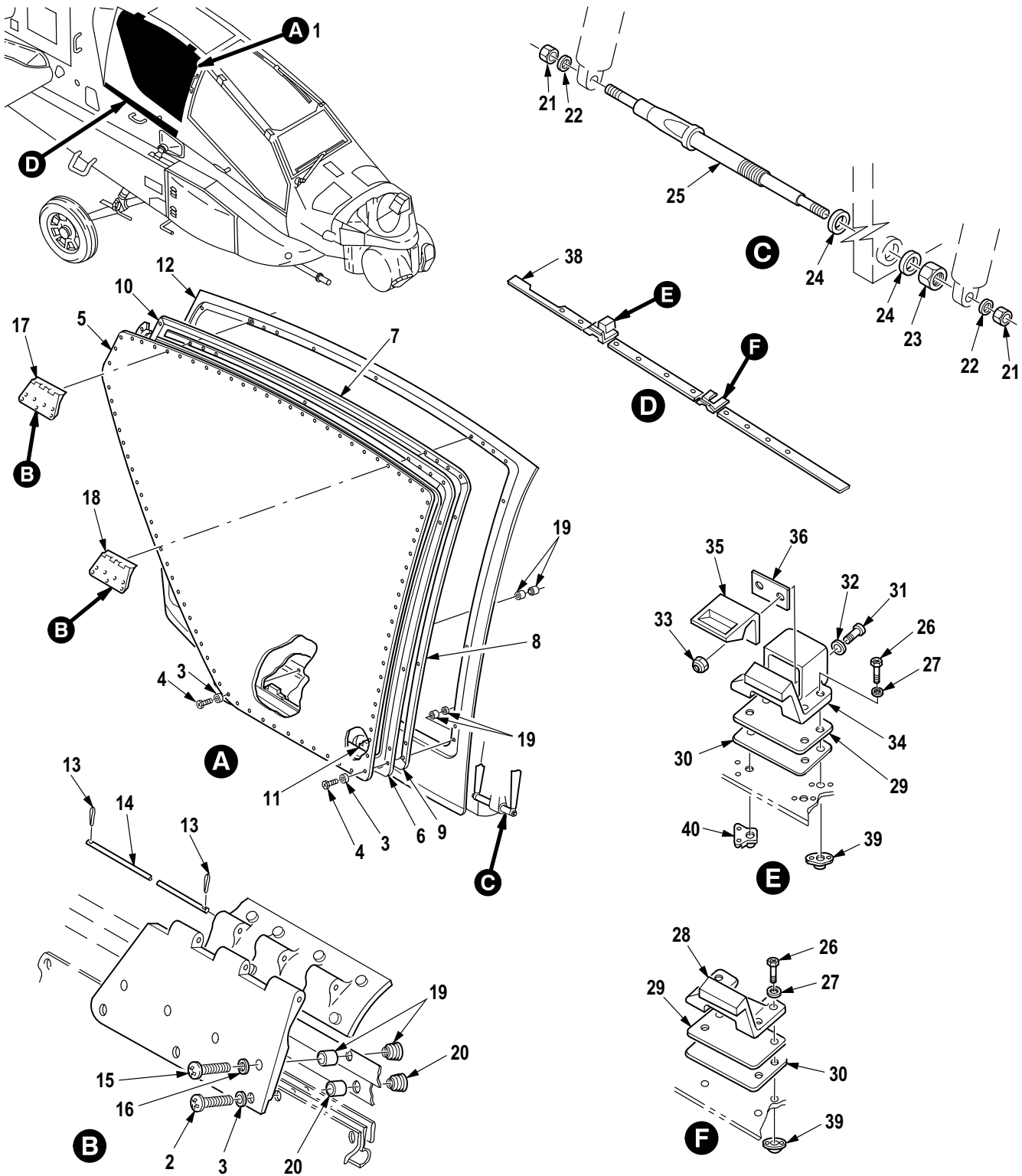


Figure 44. Group 02 Door and Bumper Installation, Pilot
7-31 1112200

(1) ITEM NO.	(2) SMR CODE	(3) CAGE	(4) PART NUMBER	(5) DESCRIPTION AND USABLE ON CODE (UOC)	(6) QTY
				Group 02 Airframe Fig. 44 Door and Bumper Installation, Pilot 7-31 1112200	
1	XDOOO	02731	7-31 1112200-5	• Door, Pilot	1
2	PAOZZ	80205	NAS603-16P	•• Screw, Machine	6
3	PAOZZ	88044	AN960PD10L	•• Washer, Flat	65
4	PAOZZ	80205	NAS603-13	•• Screw, Machine	59
5	PAOZZ	02731	7-31 1112015-13	•• Windshield Panel, Ai	1
6	PAOZZ	53711	6260965-4	•• Cord, Detonating	1
7	PAOZZ	02731	7-31 1112111-45	•• Seal, Rubber Special	1
8	PAOZZ	02731	7-31 1112111-43	•• Seal, Rubber Special	1
9	PAOZZ	02731	7-31 1112111-41	•• Seal, Rubber Special	1
10	PAOZZ	02731	7-31 1112111-47	•• Seal, Nonmetallic Sp	1
11	XCOOO	02731	7-31 1112012-3	•• Mechanical Instl (See Figs. 45 and 46 for Further Breakdown)	1
12	XDOOO	02731	7-31 1112009	••• Door Assy, Canopy (See Figs. 49 and 50 for Further Breakdown)	1
13	PAOZZ	96906	MS24665-86	•••• Pin, Cotter	4
14	PAOZZ	02731	7-21 1112068	•••• Pin, Straight, Headle	2
15	PAOZZ	80205	NAS603-13	•••• Screw, Machine	8
16	PAOZZ	88044	AN960PD10L	•••• Washer, Flat	49
17	XDOZZ	02731	7-21 1112048-25	•••• Hinge, Butt	1
18	XDOZZ	02731	7-21 1112048-23	•••• Hinge, Butt	1
19	PAOZZ	02731	HS5464-1032PB02	•••• Rivet, Blind	67
20	PAOZZ	02731	HS5464-1032PB03	•••• Rivet, Blind	6
21	PAOZZ	80205	MS21042-3	• Nut, Self-Locking, Ex	2
22	PAOZZ	98996	TX90790-34	• Washer, Flat	2
23	PAOZZ	96906	MS21042-6	• Nut, Self-Locking, Ex	1
24	PAOZZ	96906	MS15795-813	• Washer, Flat	2
25	XDOZZ	02731	7-31 1112037	• Rod, Strut, Anchor	1
26	PAOZZ	80205	NAS1303-7H	• Bolt, Shear	8
27	PAOZZ	88044	AN960JD10L	• Washer, Flat	8
28	PAOZZ	02731	7-31 1112053-3	• Strike, Catch	1
29	XDOZZ	02731	7-31 1112046	• Plate, Structural, Ai	2
30	XDOZZ	02731	7-21 1112059	• Shim	6
31	PAOZZ	80205	NAS623-2-3	• Screw, Machine	2
32	PAOZZ	88044	AN960-8L	• Washer, Flat	2
33	PAOZZ	96906	MS21042L08	• Nut, Self-Locking, Ex	2
34	PAOZZ	02731	7-31 1112054-3	• Plate, Structural, Ai	1
35	XDOZZ	02731	7-21 1112055	• Bracket, Door	1
36	MOOZZ	02731	7-31 1112105	• Shim	1
37	XCOOO	02731	7-31 1112100	Bumper Instl (Not Illustrated-Installation Drawing)	1
38	XDOZZ	02731	7-31 1112100-33	• Bumper Assy	1
39	PAOZZ	80205	MS21059L3	• Nut, Self-Locking, Pl	12
40	PAOZZ	02731	HS4153-02	• Nut, Self-Locking, Pl	2
END OF FIGURE					

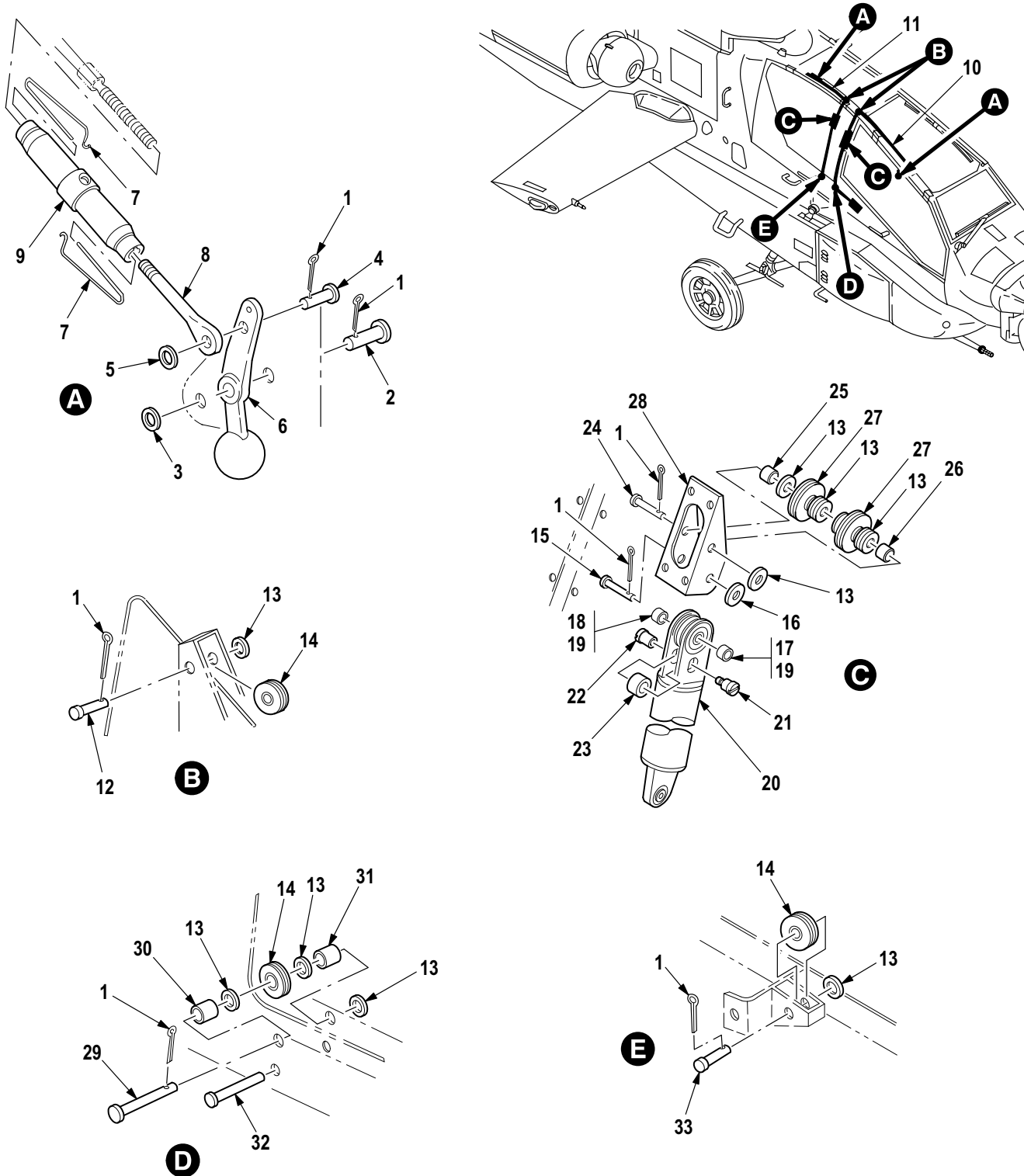
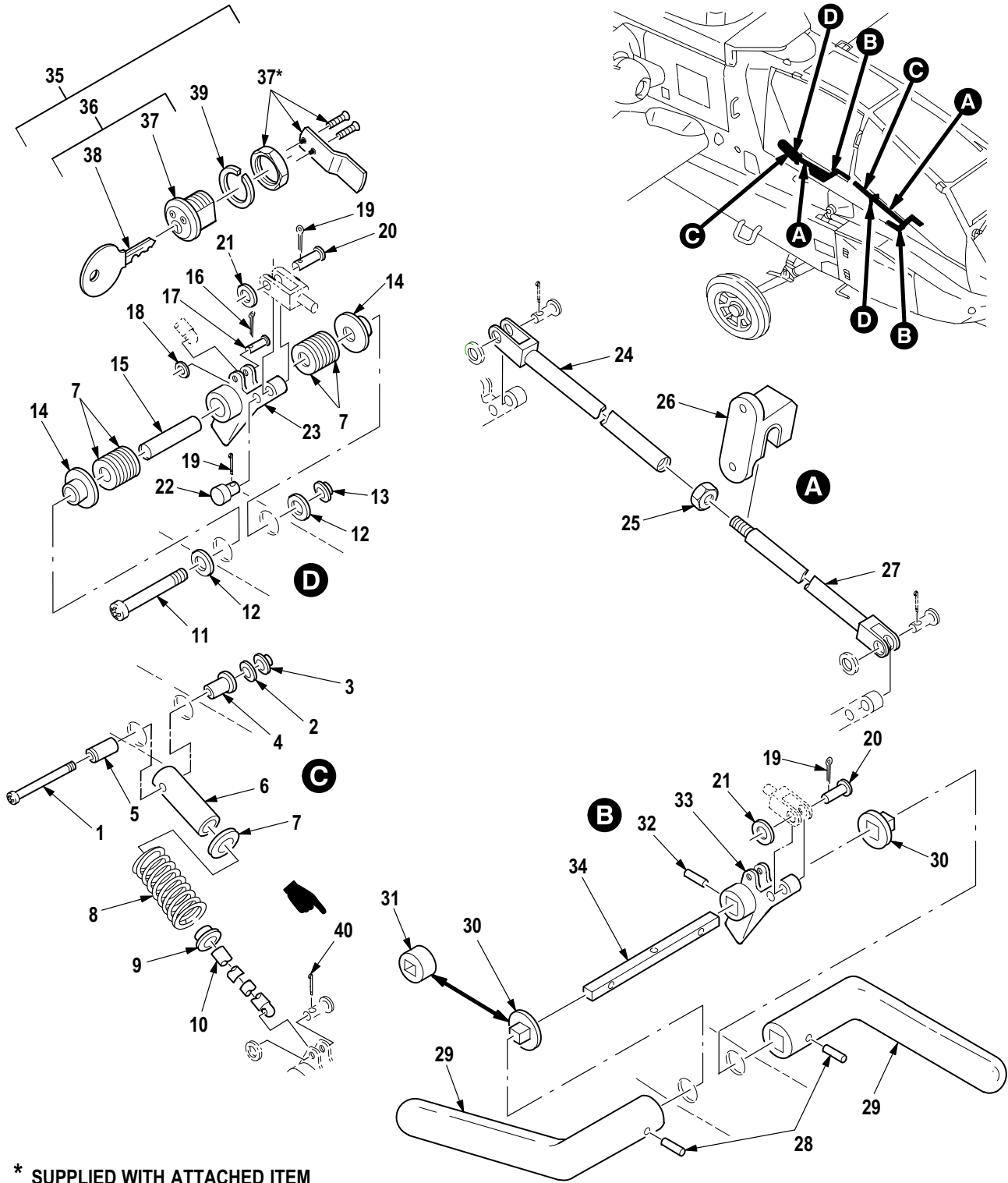


Figure 45. Group 02 Mechanical Installation, Door (Lever, Pulleys and Cable Assembly)
 Copilot/Gunner 7-31112012
 Pilot 7-31112012-3

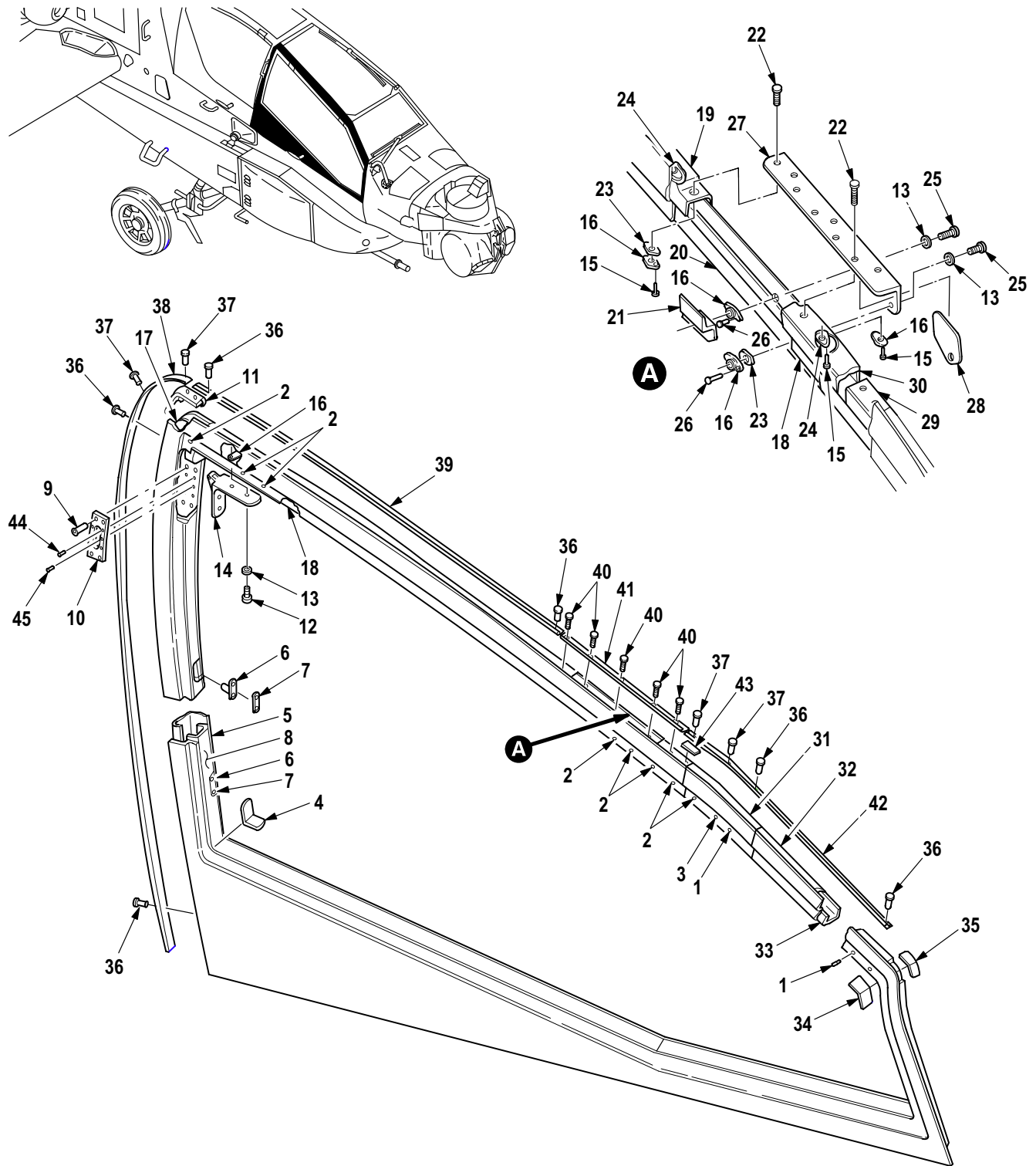
(1) ITEM NO.	(2) SMR CODE	(3) CAGE	(4) PART NUMBER	(5) DESCRIPTION AND USABLE ON CODE (UOC)	(6) QTY
				Group 02 Airframe Fig. 45 Mechanical Installation, Door (Lever, Pulleys and Cable Assembly) Copilot/Gunner 7-31112012 Pilot 7-31112012-3 See Figs. 43 and 44 for NHA	
1	PAOZZ	80205	MS24665-132	• Pin, Cotter	12
2	PAOZZ	96906	MS20392-2C21	• Pin, Straight, Headed	2
3	PAOZZ	88044	AN960C10L	• Washer, Flat	2
4	PAOZA	96906	MS20392-2C9	• Pin, Straight, Hea	2
5	PAOZZ	88044	AN960XC10L	• Washer, Flat	2
6	PAOZZ	02731	7-21 1112067	• Lever, Release, Canop	2
7	PAOZZ	96906	MS21256-1	• Clip, Retaining	4
8	PAOZZ	96906	MS21252-2RS	• Clevis, Rod End	2
9	PAOZZ	96906	MS21251A2S	• Turnbuckle Body	2
10	PAOZZ	02731	7-21 1112063-1	• Wire Rope Assembly (U/O P/N 7-31112012)	1
11	PAOZZ	02731	7-21 1112063-3	• Wire Rope Assembly (U/O P/N 7-31112012-3)	1
12	PAOZZ	96906	MS20392-3C15	• Pin, Straight, Hea (U/O P/N 7-31112012)	2
13	PAOZZ	88044	AN960PD416L	• Washer, Flat (U/O P/N 7-31112012)	8
13	PAOZZ	88044	AN960PD416L	• Washer, Flat (U/O P/N 7-31112012-3)	6
14	PAOZZ	02731	7-21 1112062	• Pulley, Groove	4
15	PAOZZ	96906	MS20392-2C39	• Pin, Straight, Headed (U/O P/N 7-31112012)	1
15	PAOZZ	96906	MS20392-2C39	• Pin, Straight, Headed (U/O P/N 7-31112012-3)	1
16	PAOZZ	88044	AN960JD10L	• Washer, Flat	2
17	XDOZZ	80205	NAS76A3-007	• Bushing, Sleeve (U/O P/N 7-31112012)	2
18	PAOZA	80205	NAS76A3-01 1N	• Bushing, Sleeve (U/O P/N 7-31112012)	2
19	PAOZZ	80205	NAS76A3-009	• Bushing, Sleeve (U/O P/N 7-31112012-3)	4
20	PAOOO	02731	7-21 1112024-3	• Cylinder Assembly, R	2
21	PAOZZ	84256	18-53301	•• Screw, Shoulder	2
22	PAOZZ	84256	19-53301	•• Nut, Plain, Round	2
23	PAOZZ	84256	17-53301	•• Pulley, Strut, Door	2
24	PAOZZ	96906	MS20392-3C39	• Pin, Straight, Hea (U/O P/N 7-31112012)	1
24	PAOZZ	96906	MS20392-3C39	• Pin, Straight, Hea (U/O P/N 7-31112012-3)	1
25	PAOZZ	80205	NAS76A4-008	• Bushing, Sleeve (U/O P/N 7-31112012-3)	1
25	PAOZZ	80205	NAS76A4-01 1	• Bushing, Sleeve (U/O P/N 7-31112012)	1
26	PAOZZ	80205	NAS76A4-010	• Bushing, Sleeve (U/O P/N 7-31112012-3)	2
27	XDOZZ	02731	7-21 1112064	• Pulley, Groove	4
28	XDOZZ	02731	7-31 1112073-3	• Fitting (U/O P/N 7-31112012-3)	1
28	XDOZZ	02731	7-31 1112092-3	• Bracket (U/O P/N 7-31112012)	1
29	PAOZZ	96906	MS20392-3C49	• Pin, Straight, Headed (U/O P/N 7-31112012)	1
30	PAOZA	80205	NAS76A4-007	• Bushing, Sleeve (U/O P/N 7-31112012)	1
31	PAOZZ	80205	NAS76A4-019	• Bushing, Sleeve (U/O P/N 7-31112012)	1
32	PAOZZ	80205	NAS427K24	• Pin, Spring (U/O P/N 7-31112012)	1
33	PAOZZ	96906	MS20392-3C19	• Pin, Straight, Headed (U/O P/N 7-31112012-3)	1
END OF FIGURE					



M09-131A

Figure 46. Group 02 Mechanical Installation, Door (Locking Bars, Push Rods and Handles)
 Copilot/Gunner 7-31112012
 Pilot 7-31112012-3

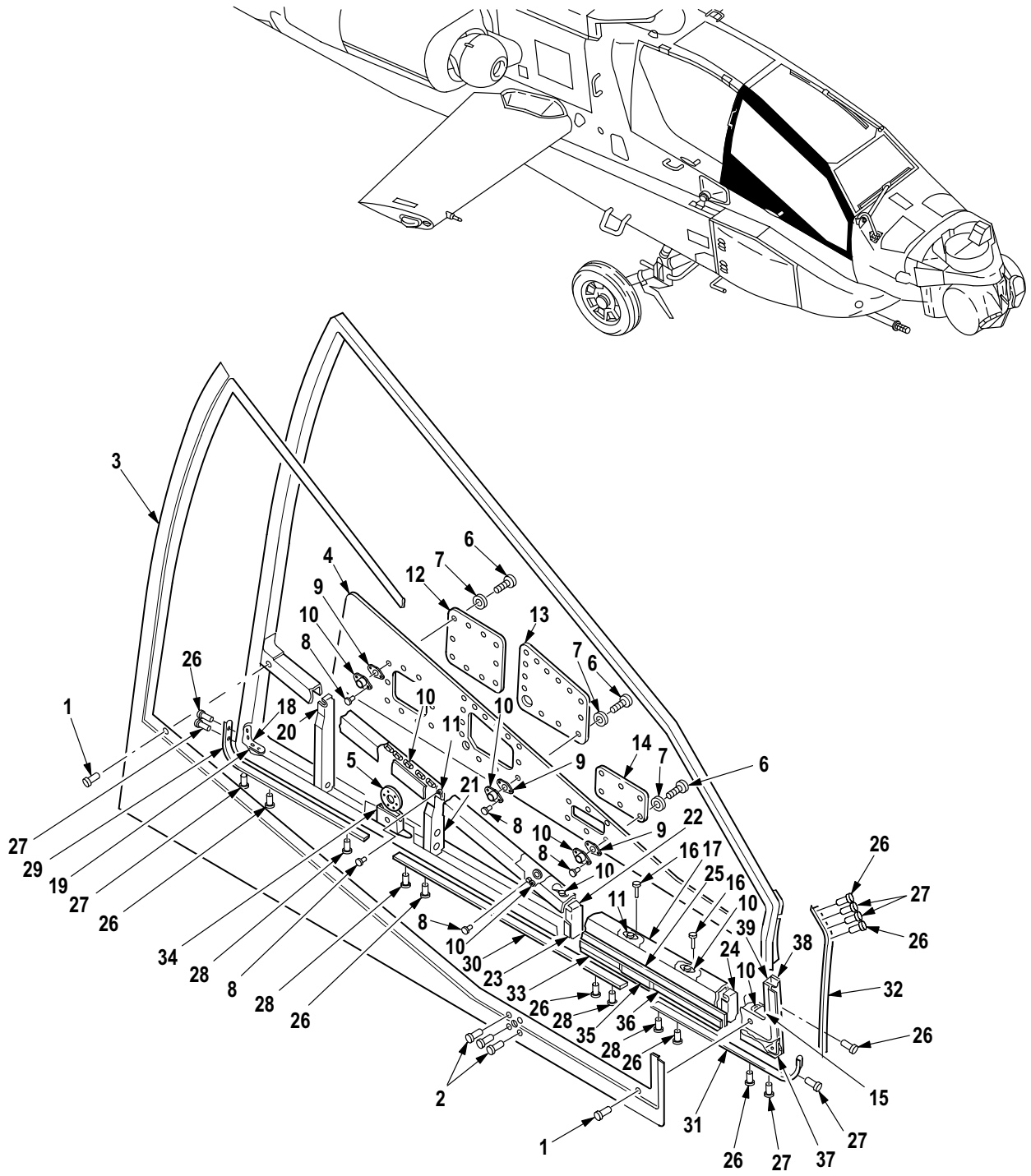
(1) ITEM NO.	(2) SMR CODE	(3) CAGE	(4) PART NUMBER	(5) DESCRIPTION AND USABLE ON CODE (UOC)	(6) QTY
				Group 02 Airframe Fig. 46 Mechanical Installation, Door (Locking Bars, Push Rods and Handles) Copilot/Gunner 7-311112012 Pilot 7-311112012-3 See Figs. 43 and 44 for NHA	
1	PAOZZ	88044	AN23-31A	• Bolt, Clevis	2
2	PAOZZ	02731	HS306-323	• Washer, Flat	2
3	PAOZZ	02731	HS5136-0002	• Nut, Self-Locking, Ca	2
4	PAOZZ	02731	HS606A3-25	• Bushing, Sleeve	2
5	PAOZZ	02731	HS606A3-46	• Bushing, Sleeve	2
6	XDOZZ	02731	7-31 1112038	• Retainer	2
7	PAOZZ	88044	AN960C616L	• Washer, Flat	V
7	PAOZZ	88044	AN960C616LL	• Washer, Flat	V
8	PAOZZ	02731	7-21 1112045	• Spring, Helical, Comp	2
9	MFOZZ	02731	7-31 1112043	• Spring, Keeper	2
10	XDOZZ	02731	7-31 1112041	• Retainer, Detent	2
11	PAOZZ	80205	NAS623-4-25	• Screw, Machine	2
12	PAOZZ	02731	HS306-325	• Washer, Flat	4
13	PAOZZ	02731	HS5136-0048	• Nut, Self-Locking, Ca	2
14	PAOZZ	02731	7-31 1112065-7	• Bushing, Sleeve	4
15	PAOZZ	02731	HS610BZ-3730R250T 1510	• Bushing, Sleeve	2
16	PAOZZ	96906	MS24665-65	• Pin, Cotter	2
17	PAOZZ	96906	MS20392-1C15	• Pin, Straight, Headed	2
18	PAOZZ	88044	AN960C6L	• Washer, Flat	2
19	PAOZZ	80205	MS24665-132	• Pin, Cotter	6
20	PAOZZ	96906	MS20392-2C19	• Pin, Straight, Headed	4
21	PAOZZ	88044	AN960C10L	• Washer, Flat	4
22	XDOZZ	02731	7-21 1112044	• Adapter, Cable End	2
23	PAOZZ	02731	7-31 1112070-5	• Locking Bar	2
24	PAOZZ	8V613	7-31 1112039	• Connecting Link, Rig (U/O P/N 7-311112012-3)	1
24	PAOZZ	02731	7-31 1112039-7	• Connecting Link, Rig (U/O P/N 7-311112012)	1
25	PAOZZ	88044	AN316-4R	• Nut, Plain, Hexagon	2
26	XDOZZ	02731	7-21 1112036	• Guide, Push Rod	2
27	PAOZZ	02731	7-31 1112039-3	• Connecting Link, Rig (U/O P/N 7-311112012-3)	1
27	PAOZZ	02731	7-31 1112039-5	• Connecting Link, Rig (U/O P/N 7-311112012)	1
28	PAOZZ	80205	NAS561P5-12	• Pin, Spring	4
29	PAOZZ	02731	7-31 1112032-3	• Handle, Door	4
30	PAOZZ	02731	7-31 1112065-3	• Bushing, Sleeve (U/O P/N 7-311112012-3)	2
31	PAOZZ	02731	7-31 1112110	• Bushing, Sleeve (U/O P/N 7-311112012)	1
32	PAOZZ	80205	NAS561P4-12	• Pin, Spring	1
33	XDOZZ	02731	7-31 1112070-3	• Locking Bar	2
34	MFOZZ	02731	7-31 1112042-3	• Shaft (U/O P/N 7-311112012-3)	1
34	MFOZZ	02731	7-31 1112042-5	• Bar, Metal (U/O P/N 7-311112012)	1
35	XDOOO	8V613	7-31 1112124-1	Fastener, Pawl	2
36	PAOZZ	02731	HS5758-5	• Lock, Aircraft Groun	2
37	XAOZZ	02731	HS5758-2	• Fastener, Pawl	2
38	PAOZZ	02731	HS5758-3	• Key, Lock	2
39	PAOZZ	96906	MS35333-47	• Washer, Lock	2
40	PAOZZ	80205	MS24665-69	• Pin, Cotter	2
END OF FIGURE					



M09-628E

Figure 47. Group 02 Door Assembly, Canopy, Copilot/Gunner (Upper)
7-31 1112008

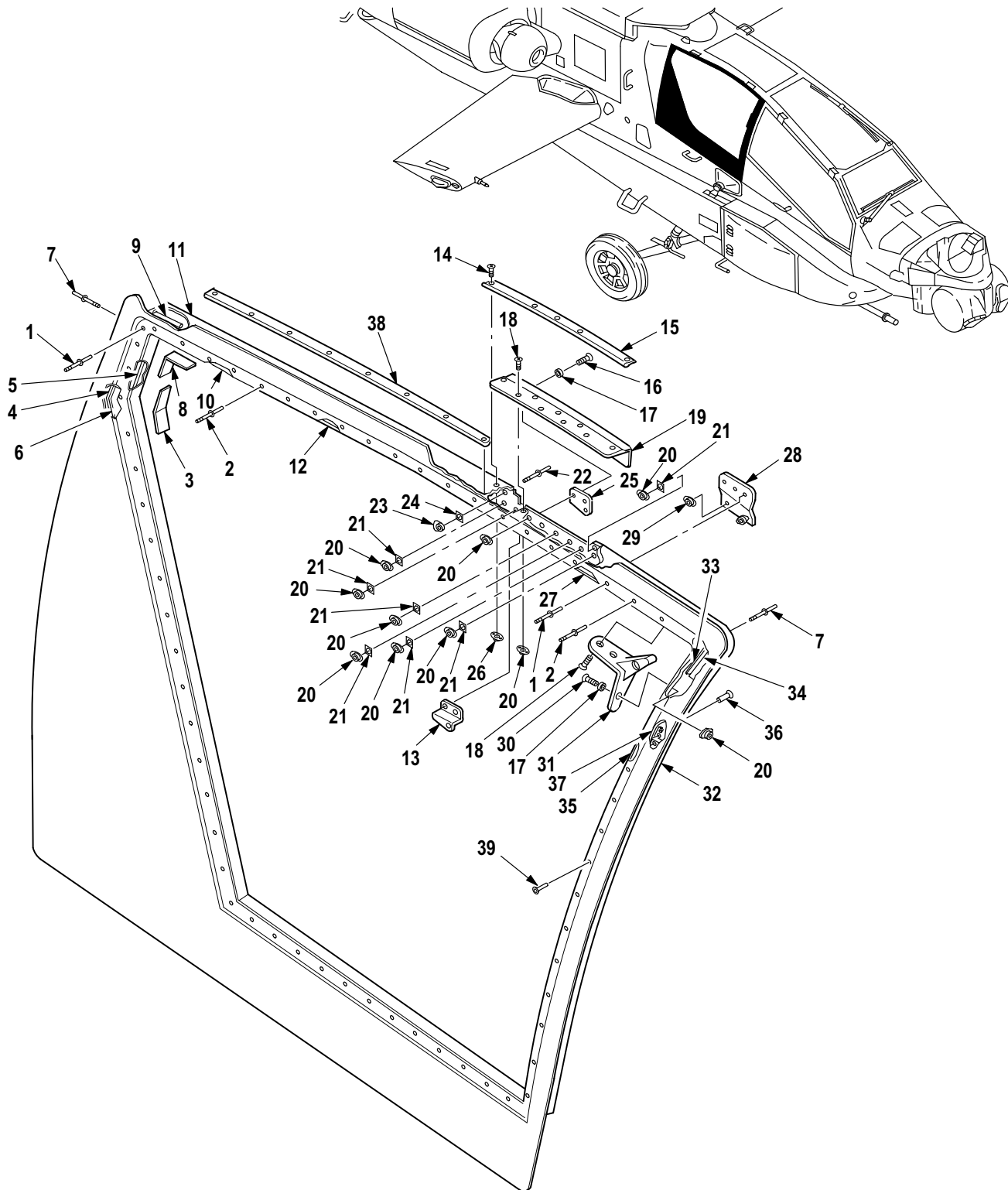
(1) ITEM NO.	(2) SMR CODE	(3) CAGE	(4) PART NUMBER	(5) DESCRIPTION AND USABLE ON CODE (UOC)	(6) QTY
				Group 02 Airframe Fig. 47 Door Assembly, Canopy, Copilot/Gunner (Upper) 7-31 1112008 See Fig. 43 for NHA	
1	PAOZZ	02731	HS4464-5-2	• Rivet, Blind	34
2	PAOZZ	02731	HS4464-5-3	• Rivet, Blind	8
3	PAOZZ	02731	HS4464-5-4	• Rivet, Blind	1
4	XDOZZ	02731	7-31 1112008-43	• Bracket	1
5	XDOZZ	02731	7-31 1112008-19	• Channel	1
6	XDOZZ	02731	7-31 1112082	• Block, Cable	2
7	XDOZZ	02731	7-31 1112008-1 11	• Shim	2
8	XDOZZ	02731	7-31 1112008-23	• Channel	1
9	PAOZZ	80205	NAS1330H08K161	• Nut, Self-Locking, Bl	4
10	XDOZZ	02731	7-31 1112008-81	• Doubler	2
11	XDOZZ	02731	7-31 1112008-47	• Bracket	1
12	PAOZZ	80205	NAS623-3-2	• Screw, Machine	4
13	PAOZZ	88044	AN960PD10L	• Washer, Flat	9
14	XDOZZ	02731	7-21 1112071-5	• Bracket	1
15	PAOZZ	02731	HS5435-0302	• Rivet, Blind	28
16	PAOZZ	80205	MS21075L3E	• Nut, Self-Locking, Pl	15
17	XDOZZ	02731	7-31 1112008-85	• Doubler	1
18	XDOZZ	02731	7-31 1112008-87	• Doubler	2
19	XDOZZ	02731	7-31 1112008-25	• Channel	1
20	XDOZZ	02731	7-31 1112008-27	• Channel	1
21	XDOZZ	02731	7-31 1112008-55	• Zee, Bracket	1
22	PAOZZ	02731	HS4727-3-3	• Screw, Machine	5
23	PAOZZ	80205	NAS1195D3KH	• Nut Spacer, Plate	9
24	XDOZZ	80205	MS21075L08	• Nut, Self-Locking, Pl	5
25	PAOZZ	80205	NAS623-3-4	• Screw, Machine	5
26	XDOZZ	99551	2881003-4	• Rivet, Solid	16
27	XDOZZ	02731	7-31 1112008-65	• Cover	1
28	XDOZZ	02731	7-31 1112008-57	• Plate	1
29	XDOZZ	02731	7-31 1112008-89	• Angle	1
30	XDOZZ	02731	7-31 1112008-91	• Shim	1
31	XDOZZ	02731	7-21 1112072	• Fitting	1
32	XDOZZ	02731	7-31 1112008-17	• Channel	1
33	XDOZZ	02731	7-31 1112008-29	• Channel	1
34	XDOZZ	02731	7-31 1112008-49	• Bracket	1
35	XDOZZ	02731	7-31 1112008-53	• Bracket	1
36	PAOZZ	11815	CR3214-4-3	• Rivet, Blind	30
37	PAOZZ	02731	HS5480-4-4	• Rivet, Blind	7
38	MOOZZ	02731	7-31 1112008-651	• Strip	1
39	MOOZZ	02731	7-31 1112008-641	• Strip	1
40	PAOZZ	80205	NAS517-2-3	• Screw, Machine	5
41	MOOZZ	02731	7-31 1112008-631	• Strip	1
42	MOOZZ	02731	7-31 1112008-621	• Strip	1
43	XDOZZ	02731	7-31 1112008-673	• Shim	1
44	PAOZA	02731	HS4464-4-3	• Rivet, Blind	4
45	PAOZZ	02731	HS4464-4-2	• Rivet, Blind	2
END OF FIGURE					



M09-629B

Figure 48. Group 02 Door Assembly, Canopy, Copilot/Gunner (Lower)
7-31 1112008

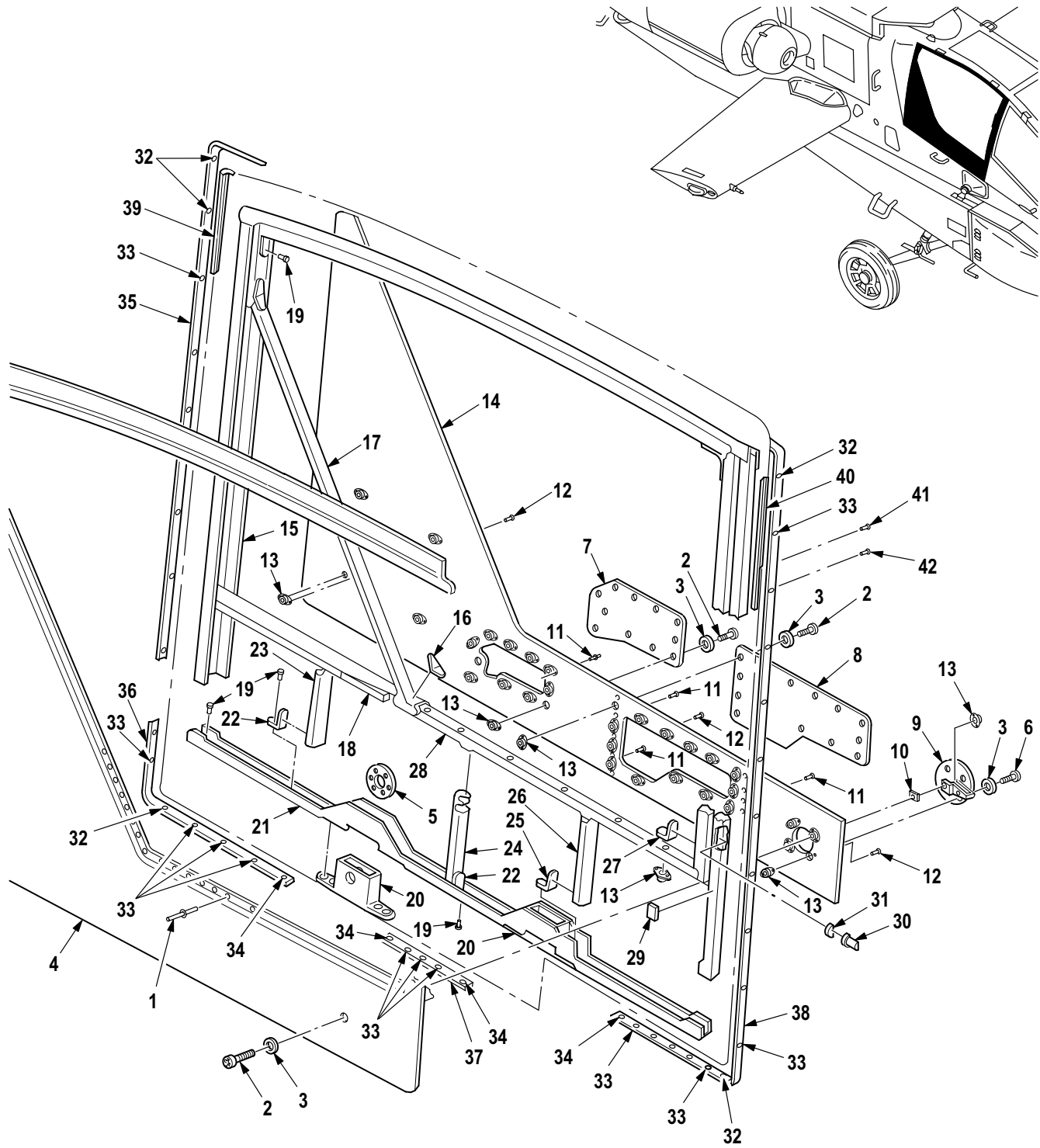
(1) ITEM NO.	(2) SMR CODE	(3) CAGE	(4) PART NUMBER	(5) DESCRIPTION AND USABLE ON CODE (UOC)	(6) QTY
				Group 02 Airframe Fig. 48 Door Assembly, Canopy, Copilot/Gunner (Lower) 7-31 1112008 See Fig. 43 for NHA	
1	PAOZZ	02731	HS4464-5-2	• Rivet, Blind	55
2	PAOZZ	02731	HS4464-5-4	• Rivet, Blind	3
3	XAOZZ	02731	7-31 1112008-603	• Skin, Outer	1
4	XAOZZ	02731	7-31 1112008-5	• Skin, Inner	1
5	XDOZZ	02731	7-31 1112009-69	• Doubler	1
6	PAOZZ	80205	NAS623-3-3	• Screw, Machine	33
7	PAOZZ	88044	AN960PD10L	• Washer, Flat	39
8	PAOZZ	02731	HS5435-0303	• Rivet, Blind	58
9	PAOZZ	80205	NAS1195D3KH	• Nut Spacer, Plate	9
10	PAOZZ	80205	MS21075L3E	• Nut, Self-Locking, Pl	32
11	PAOZZ	02731	HS4153-02	• Nut, Self-Locking, Pl	2
12	XDOZZ	02731	7-31 1112008-75	• Cover	1
13	XDOZZ	02731	7-31 1112008-73	• Cover	1
14	XDOZZ	02731	7-31 1112008-69	• Cover	1
15	XDOZZ	02731	7-31 1112008-37	• Bracket	1
16	PAOZZ	02731	HS5435-0302	• Rivet, Blind	10
17	XDOZZ	02731	7-31 1112008-13	• Channel	1
18	PAOZZ	02731	HS4464M5-2	• Rivet, Blind	23
19	XDOZZ	02731	7-31 1112008-39	• Bracket	1
20	XDOZZ	02731	7-31 1112008-33	• Bracket	1
21	XDOZZ	02731	7-31 1112008-79	• Bracket	1
22	XDOZZ	02731	7-31 1112008-45	• Bracket	1
23	XDOZZ	02731	7-31 1112008-61	• Shim	1
24	XDOZZ	02731	7-31 1112008-77	• Bracket	1
25	XDOZZ	02731	7-31 1112008-59	• Shim	1
26	PAOZZ	11815	CR3214-4-3	• Rivet, Blind	28
27	PAOZZ	02731	HS5480-4-4	• Rivet, Blind	6
28	PAOZZ	02731	HS5480-4-5	• Rivet, Blind	4
29	MOOZZ	02731	7-31 1112008-663	• Strip	1
30	MOOZZ	02731	7-31 1112008-667	• Strip	1
31	MOOZZ	02731	7-31 1112008-671	• Strip	1
32	MOOZZ	02731	7-31 1112008-61 1	• Strip	1
33	PAOZZ	02731	7-31 1112103	• Seal, Nonmetallic St	1
34	XDOZZ	02731	7-21 1112061-3	• Plate, Hook	1
35	XDOZZ	02731	7-21 1112040	• Hook Plate	1
36	XDOZZ	02731	7-31 1112008-15	• Channel	1
37	XDOZZ	02731	7-31 1112008-93	• Bracket	1
38	XDOZZ	02731	7-31 1112008-7	• Channel	1
39	XDOZZ	02731	7-31 1112008-9	• Channel	1
END OF FIGURE					



M09-631D

Figure 49. Group 02 Door Assembly, Canopy, Pilot (Upper)
7-31 1112009

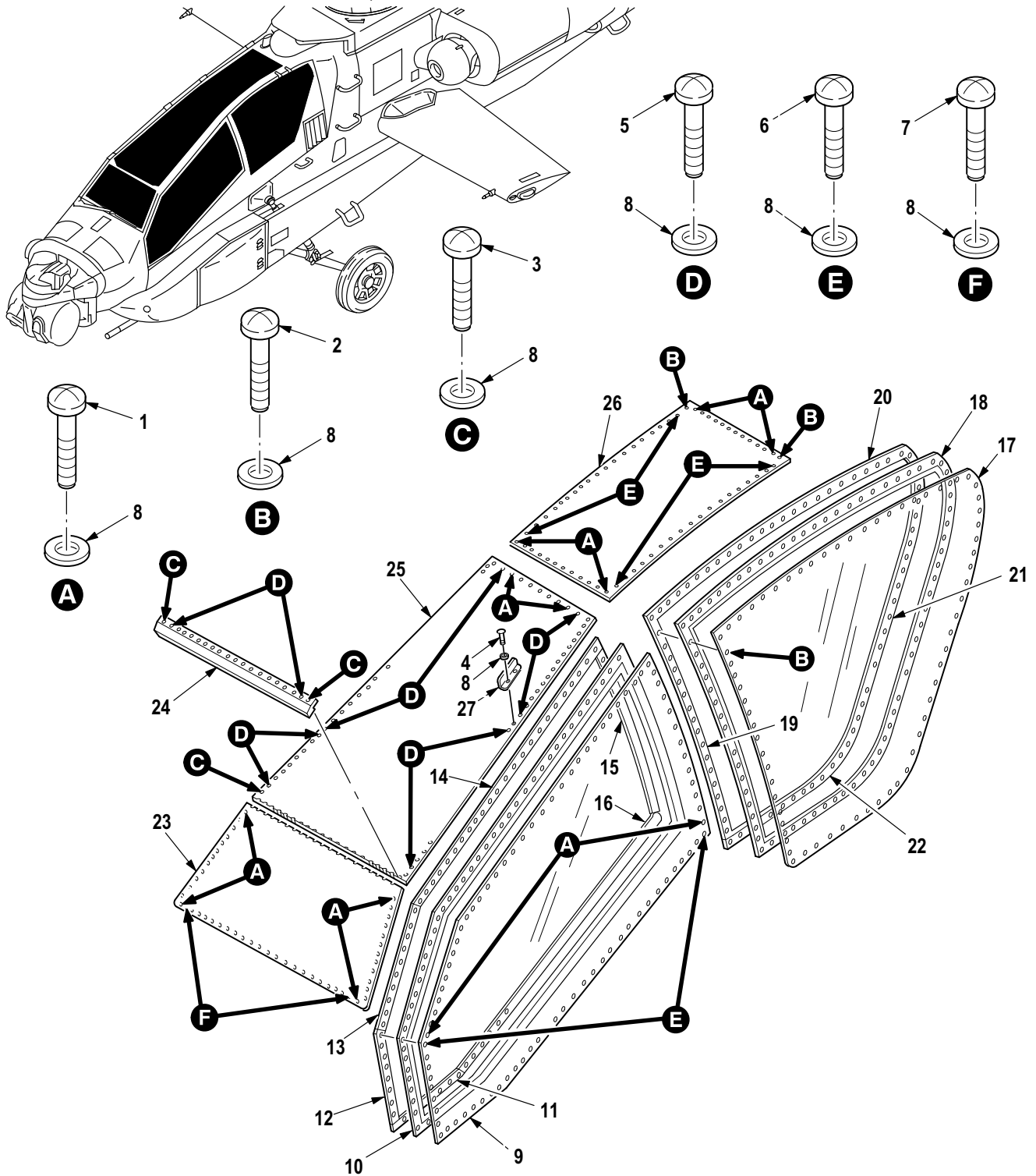
(1) ITEM NO.	(2) SMR CODE	(3) CAGE	(4) PART NUMBER	(5) DESCRIPTION AND USABLE ON CODE (UOC)	(6) QTY
				Group 02 Airframe Fig. 49 Door Assembly, Canopy, Pilot (Upper) 7-31 1112009 See Fig. 44 for NHA	
1	PAOZZ	02731	HS4464-5-2	• Rivet, Blind	45
2	PAOZZ	02731	HS4464-5-3	• Rivet, Blind	10
3	XDOZZ	02731	7-31 1112009-39	• Clip	1
4	XDOZZ	02731	7-31 1112009-71	• Spacer	1
5	XDOZZ	02731	7-31 1112009-29	• Channel	1
6	XDOZZ	02731	7-31 1112009-37	• Clip	1
7	PAOZZ	02731	HS4464M5-2	• Rivet, Blind	6
8	XDOZZ	02731	7-31 1112009-17	• Clip	1
9	XDOZZ	02731	7-31 1112009-15	• Clip	1
10	XDOZZ	02731	7-31 1112009-11	• Doubler	1
11	XDOZZ	02731	7-31 1112009-5	• Channel	1
12	XDOZZ	02731	7-31 1112009-7	• Channel	1
13	XDOZZ	02731	7-31 1112009-57	• Zee	1
14	PAOZZ	80205	NAS517-2-3	• Screw, Machine	5
15	MOOZZ	02731	7-31 1112009-681	• Seal, Retainer	1
16	PAOZZ	80205	NAS623-3-4	• Screw, Machine	8
17	PAOZZ	88044	AN960PD10L	• Washer, Flat	20
18	PAOZZ	02731	HS4727-3-2	• Screw, Machine	6
19	XDOZZ	02731	7-31 1112009-19	• Cover	1
20	PAOZZ	80205	MS21075L3E	• Nut, Self-Locking, Pl	17
21	PAOZZ	80205	NAS1195D3XH	• Nut Spacer, Plate	8
22	XDOZZ	98996	RV1241-3-4	• Rivet, Solid	16
23	PAOZZ	02731	HS4153-02	• Nut, Self-Locking, Pl	1
24	PAOZZ	80205	NAS1195D3KH	• Nut Spacer, Plate	2
25	XDOZZ	02731	7-31 1112009-59	• Plate	1
26	XDOZZ	80205	MS21075L08	• Nut, Self-Locking, Pl	5
27	XDOZZ	02731	7-31 1112009-9	• Doubler	1
28	XDOOO	02731	7-31 1112009-89	• Bracket Assembly	1
29	PAOZA	96906	MS21074-08K	• Nut, Self-Locking, Pl	2
30	PAOZZ	80205	NAS623-3-2	• Screw, Machine	9
31	XDOZZ	02731	7-21 1112071-3	• Bracket, Angle	1
32	XDOZZ	02731	7-31 1112009-21	• Channel	1
33	XDOZZ	02731	7-31 1112009-13	• Clip	1
34	XDOZZ	02731	7-31 1112009-93	• Filler	1
35	XDOZZ	02731	7-31 1112009-23	• Channel	1
36	PAOZZ	80205	NAS1330H08K161	• Nut, Self-Locking, Bl	4
37	XDOZZ	02731	7-31 1112009-65	• Doubler	2
38	MOOZZ	02731	7-31 1112009-683	• Seal, Retainer	1
39	PAOZZ	02731	HS5464-1032PB02	• Rivet, Blind	74
END OF FIGURE					



M09-632G

Figure 50. Group 02 Door Assembly, Canopy, Pilot (Lower)
7-31 1112009

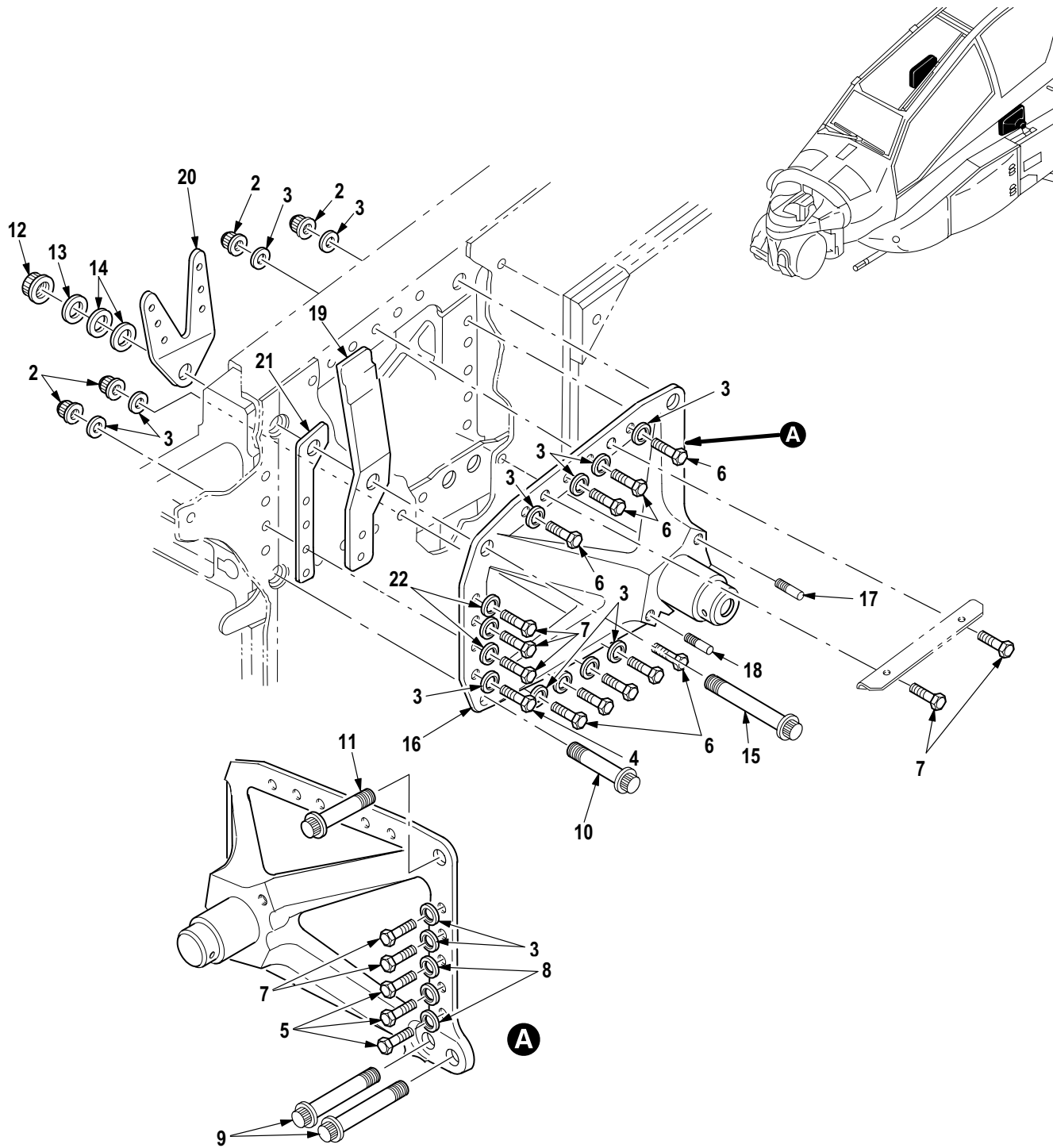
(1) ITEM NO.	(2) SMR CODE	(3) CAGE	(4) PART NUMBER	(5) DESCRIPTION AND USABLE ON CODE (UOC)	(6) QTY
				Group 02 Airframe Fig. 50 Door Assembly, Canopy, Pilot (Lower) 7-31 1112009 See Fig. 44 for NHA	
1	PAOZZ	02731	HS4464-5-2	• Rivet, Blind	15
2	PAOZZ	80205	NAS623-3-2	• Screw, Machine	24
3	PAOZZ	88044	AN960PD10L	• Washer, Flat	29
4	XDOZZ	02731	7-31 1112009-603	• Panel, Outer	1
5	XDOZZ	02731	7-31 1112009-69	• Doubler	1
6	PAOZZ	80205	NAS623-3-3	• Screw, Machine	4
7	PAOZZ	02731	7-31 1112009-61	• Cover, Access	1
8	PAOZZ	02731	7-31 1112009-63	• Cover, Access	1
9	XDOZZ	02731	7-21 1112081	• Bracket, Pulley	1
10	MOOZZ	02731	7-31 1112009-95	• Shim, Laminated	1
11	PAOZZ	02731	HS5435-0303	• Rivet, Blind	16
12	PAOZZ	02731	HS5435-0302	• Rivet, Blind	96
13	PAOZZ	80205	MS21075L3E	• Nut, Self-Locking, Pl	38
14	XDOZZ	02731	7-31 1112009-47	• Panel, Inner	1
15	XDOZZ	02731	7-31 1112009-27	• Channel	1
16	XDOZZ	02731	7-31 1112009-41	• Clip	1
17	XDOZZ	02731	7-31 1112009-31	• Channel	1
18	XDOZZ	02731	7-31 1112009-35	• Filler	1
19	PAOZZ	02731	HS4464M5-2	• Rivet, Blind	10
20	XDOZZ	02731	7-21 1112061-3	• Plate, Hook	2
21	XDOZZ	02731	7-31 1112009-45	• Channel	1
22	XDOZZ	02731	7-31 1112009-55	• Clip	2
23	XDOZZ	02731	7-31 1112009-49	• Intercoastal	1
24	XDOZZ	02731	7-31 1112009-67	• Intercoastal	1
25	XDOZZ	02731	7-31 1112009-53	• Clip	1
26	XDOZZ	02731	7-31 1112009-51	• Intercostal	1
27	XDOZZ	02731	7-31 1112009-25	• Clip	1
28	XDOZZ	02731	7-31 1112009-687	• Channel	1
29	XDOZZ	02731	7-31 1112009-33	• Filler	1
30	XDOZZ	02731	7-31 1112082	• Block, Cable	2
31	MOOZZ	02731	7-31 1112009-1 11	• Shim, Laminated	2
32	PAOZZ	02731	HS5480-4-4	• Rivet, Blind	7
33	PAOZZ	11815	CR3214-4-3	• Rivet, Blind	58
34	PAOZZ	02731	HS5480-4-5	• Rivet, Blind	4
35	MOOZZ	02731	7-31 1112009-685	• Seal, Retainer	1
36	MOOZZ	02731	7-31 1112009-673	• Seal, Retainer	1
37	MOOZZ	02731	7-31 1112009-675	• Seal, Retainer	1
38	MOOZZ	02731	7-31 1112009-677	• Seal, Retainer	1
39	PAOZZ	02731	7-31 1112025	• Seal, Nonmetallic St	1
40	MOOZZ	02731	7-31 1112009-679	• Seal, Retainer	1
41	PAOZA	02731	HS4464-4-3	• Rivet, Blind	4
42	PAOZZ	02731	HS4464-4-2	• Rivet, Blind	2
END OF FIGURE					



M09-660B

Figure 51. Group 02 Canopy Transparencies Installation
7-31 1112006

(1) ITEM NO.	(2) SMR CODE	(3) CAGE	(4) PART NUMBER	(5) DESCRIPTION AND USABLE ON CODE (UOC)	(6) QTY
				Group 02 Airframe Fig. 51 Canopy Transparencies Installation 7-31 1112006	
1	PAOZZ	80205	NAS603-18P	• Screw, Machine	95
2	XDOZZ	80205	NAS603-15	• Screw, Machine	91
3	PAOZZ	80205	NAS603-21P	• Screw, Machine	2
4	PAOZZ	80205	NAS603-20P	• Screw, Machine	2
5	PAOZZ	80205	NAS603-19P	• Screw, Machine	88
6	PAOZZ	80205	NAS603-14P	• Screw, Machine	70
7	PAOZZ	80205	NAS603-12P	• Screw, Machine	27
8	PAOZZ	88044	AN960JD10L	• Washer, Flat	354
9	PAOZZ	02731	7-31 1112015-7	• Windshield Panel, Ai	1
10	XDOZZ	53711	6260965-1	• Cord, Detonating	1
11	PAOZZ	02731	7-31 1112111-3	• Seal, Rubber Special	1
12	PAOZZ	02731	7-31 1112111-5	• Seal, Rubber Special	1
13	PAOZZ	02731	7-31 1112111-7	• Seal, Rubber Special	1
14	PAOZZ	02731	7-31 1112111-9	• Seal, Rubber Special	1
15	PAOZZ	02731	7-31 1112111-11	• Seal, Rubber Special	1
16	PAOZZ	02731	7-31 1112111-13	• Seal, Rubber Special	1
17	PAOZZ	02731	7-31 1112015-11	• Windshield Panel, Ai	1
18	XDOZZ	53711	6260965-3	• Cord, Detonating	1
19	PAOZZ	02731	7-31 1112111-15	• Seal, Rubber Special	1
20	PAOZZ	02731	7-31 1112111-17	• Seal, Rubber Special	1
21	PAOZZ	02731	7-31 1112111-19	• Seal, Rubber Special	1
22	PAOZZ	02731	7-31 1112111-21	• Seal, Rubber Special	1
23	PAOZZ	02731	7-31 1112015-17	• Windshield Panel, Ai	1
24	XDOZZ	02731	7-31 1112080	• Clamping Bar Assy	1
25	PAOZZ	02731	7-31 1112015-19	• Windshield Panel, Ai	1
26	PAOZZ	02731	7-31 1112015-15	• Windshield Panel, Ai	1
27	XDOZZ	02731	7-31 1112006-13	• Angle	1
END OF FIGURE					



M09-538J

Figure 52. Group 02 Fitting Installation, Fuselage Fairing Support (Part 1)

(1) ITEM NO.	(2) SMR CODE	(3) CAGE	(4) PART NUMBER	(5) DESCRIPTION AND USABLE ON CODE (UOC)	(6) QTY
				Group 02 Airframe Fig. 52 Fitting Installation, Fuselage Fairing Support (Part 1)	
1	XCOOO	02731	7-31 1113410-605	• Fitting Instl, Sprt LH (Not Illustrated-Installation Drawing) .	1
1	XCOOO	02731	7-31 1113410-606	• Fitting Instl, Sprt RH (Not Illustrated-Installation Drawing)	1
2	PAOZZ	02731	HS262-428	•• Nut, Self-Locking, Ex	20
3	PAOZZ	02731	HS306-325H	•• Washer, Flat	25
4	PAOZZ	96906	MS21250-04014	•• Bolt, Shear	4
5	PAOZZ	96906	MS21250-04008	•• Bolt, Shear	5
6	PAOZZ	96906	MS21250-04006	•• Bolt, Shear	4
7	PAOZZ	96906	MS21250-04010	•• Bolt, Shear	7
8	PAOZZ	02731	HS306-325	•• Washer, Flat	3
9	PAOZZ	02731	HS5482-9-26	•• Bolt, Shear	2
10	PAOZZ	02731	HS5482-8-20	•• Bolt, Shear	1
11	PAOZZ	02731	HS5482-8-16	•• Bolt, Shear	1
12	PAOZZ	02731	HS5489-8V	•• Nut, Self-Locking, Ex	1
13	PAOZZ	73030	60438	•• Washer, Flat	V
14	PAOZZ	02731	HS306-138H	•• Washer, Flat	2
15	PAOZZ	02731	HS5482-8-52	•• Bolt, Shear	1
16	PAOZZ	8V613	7-31 1113709-1	•• Support, Structural LH	1
16	PAOZZ	8V613	7-31 1113709-2	•• Support, Structural RH	1
17	XDOZZ	02731	HS5976-01	•• Pin, Straight, Headed	1
18	PAOZZ	02731	HS5976-02	•• Pin, Straight, Headed	1
19	XDOZZ	02731	7-31 1112021-1	•• Fitting LH	1
19	XDOZZ	02731	7-31 1112021-2	•• Fitting RH	1
20	XDOZZ	02731	7-31 1112021-5	•• Fitting LH	1
20	XDOZZ	02731	7-31 1112021-6	•• Fitting RH	1
21	XDOZZ	02731	7-31 1113410-3	•• Filler	1
22	PAOZZ	96906	MS20002C4	•• Washer, Recessed	3
END OF FIGURE					

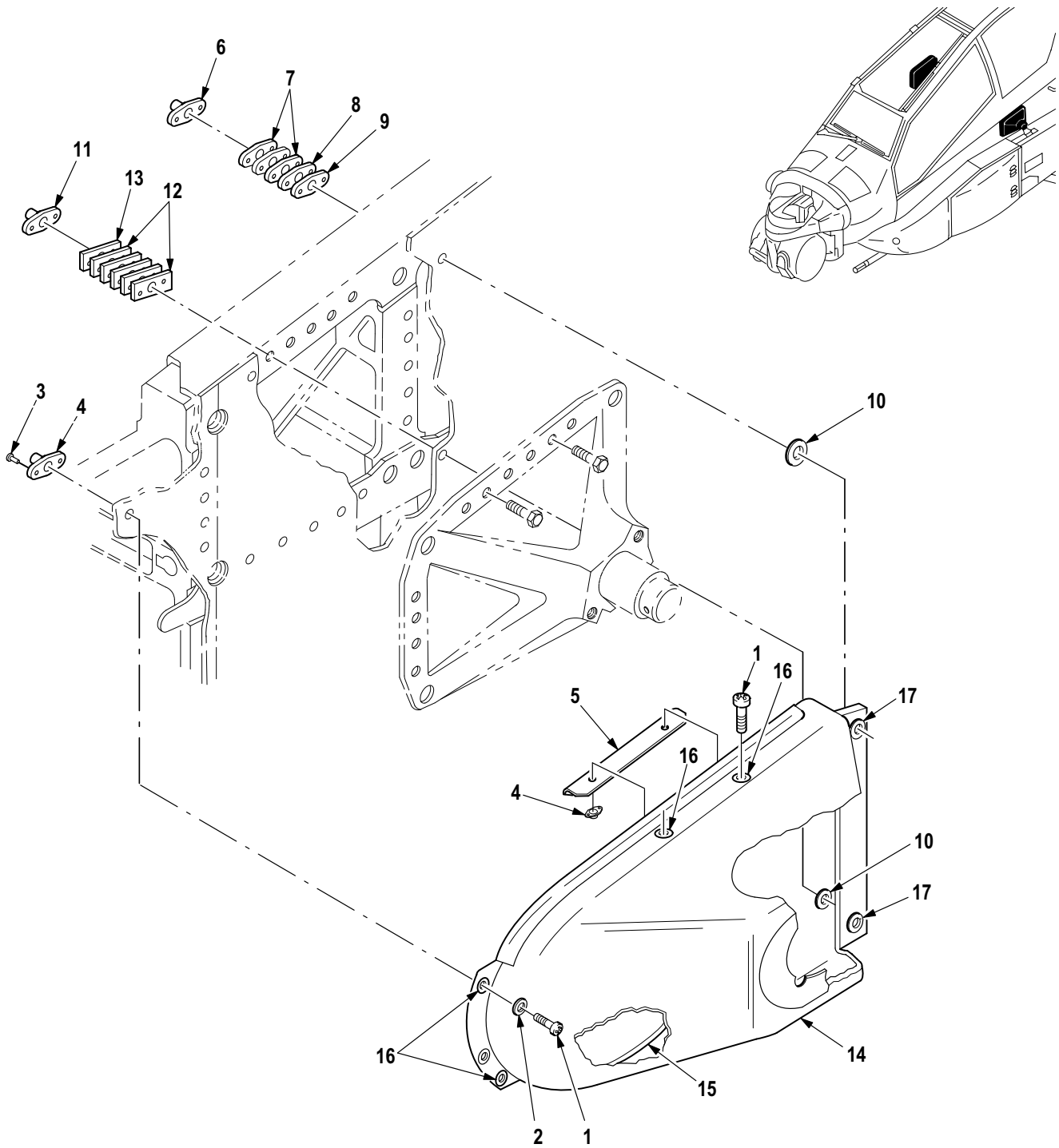
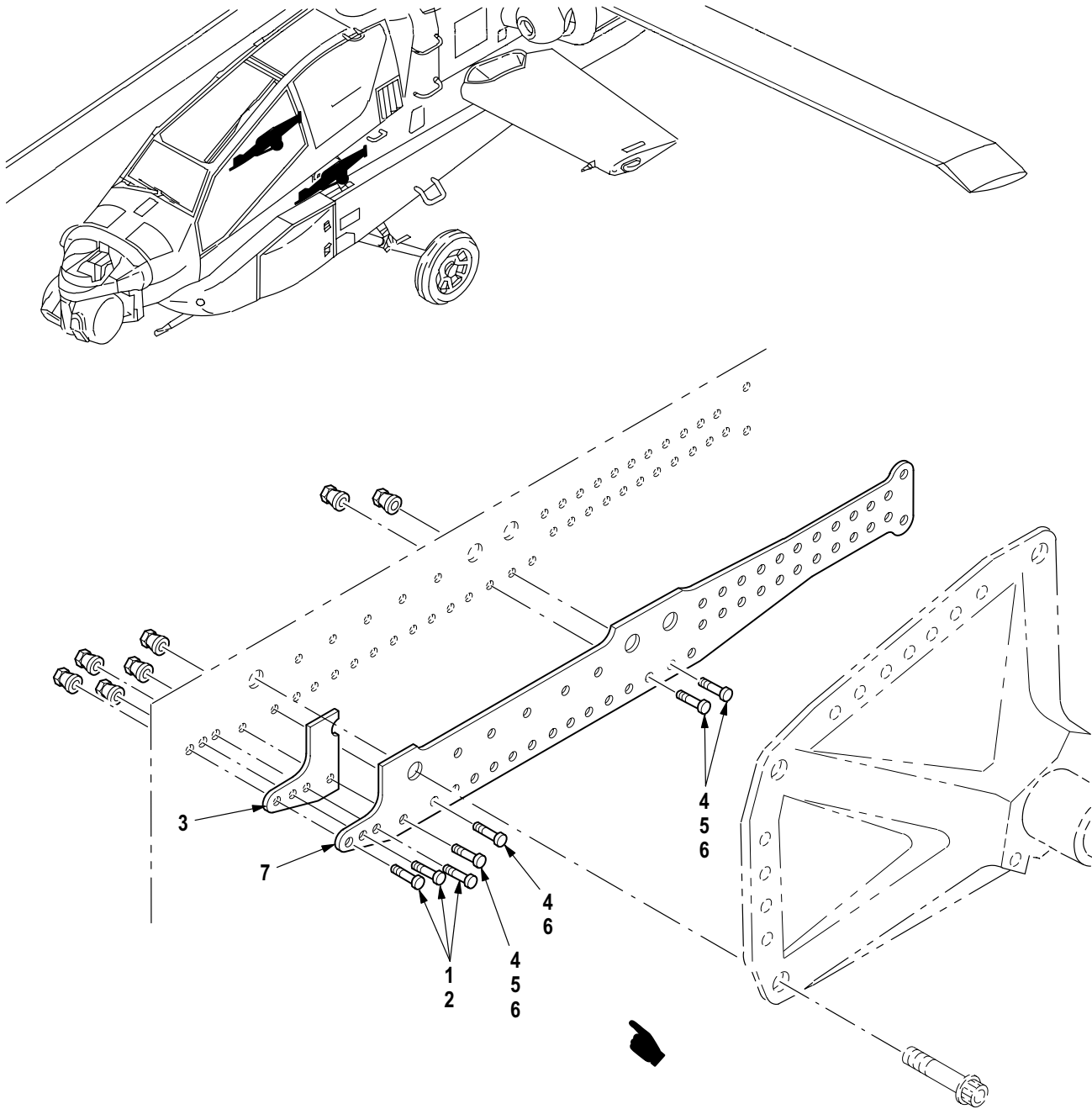


Figure 53. Group 02 Fitting Installation, Fuselage Fairing Support (Part 2)

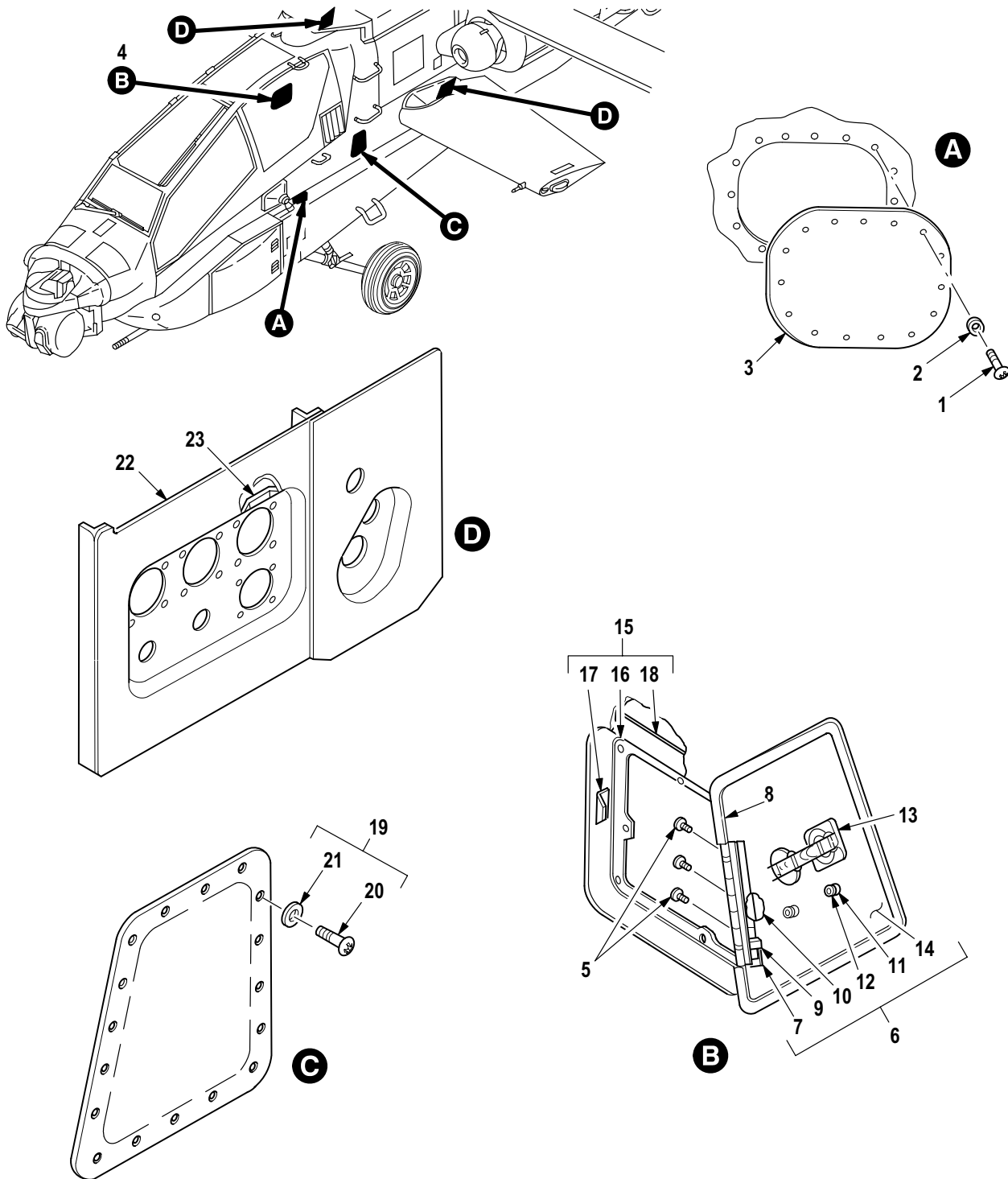
(1) ITEM NO.	(2) SMR CODE	(3) CAGE	(4) PART NUMBER	(5) DESCRIPTION AND USABLE ON CODE (UOC)	(6) QTY
				Group 02 Airframe Fig. 53 Fitting Installation, Fuselage Fairing Support (Part 2)	
1	PAOZZ	80205	NAS1402-3	▪ Screw, Machine	5
2	PAOZZ	88044	AN960JD8L	▪ Washer, Flat	5
3	XDOZZ	99551	2881003-4	▪ Rivet, Solid	6
4	XDOZZ	80205	MS21075L08	▪ Nut, Self-Locking, Pl	5
5	XDOZZ	02731	7-31 1113380-3	▪ Angle	1
6	PAOZZ	96906	MS21059L4	▪ Nut, Self-Locking, Pl	1
7	PAOZZ	80205	NAS463XDD416H	▪ Nut Spacer, Plate	3
8	PAOZZ	80205	NAS463XDD416M	▪ Nut Spacer, Plate	1
9	PAOZZ	80205	NAS463XDD416L	▪ Nut Spacer, Plate	1
10	PAOZZ	02731	HS5079-2746	▪ Shim	12
11	PAOZZ	96906	MS21075L4E	▪ Nut, Self-Locking, Pl	1
12	PAOZZ	80205	NAS1195DD4XH	▪ Nut Spacer, Plate	5
13	PAOZZ	80205	NAS1195DD4XM	▪ Nut Spacer, Plate	1
14	PAOOO	02731	7-31 1113381-1	▪ Fairing, Fuselage, Ai LH	1
14	PAOOO	02731	7-31 1113381-2	▪ Fairing, Shock Strut RH	1
15	PAOZZ	02731	HS4183B1-31 16	▪ Seal, Nonmetallic Sp	1
16	PAOZZ	02731	HS4874-2B2A	▪ Grommet, Metallic	5
17	PAOZZ	02731	HS4874-4B2A	▪ Grommet, Metallic	2
END OF FIGURE					



M09-1117C

Figure 54. Group 02 Doubler Installation Assembly (FS 125)
7-21 1113480-7 LH
7-21 1113480-8 RH

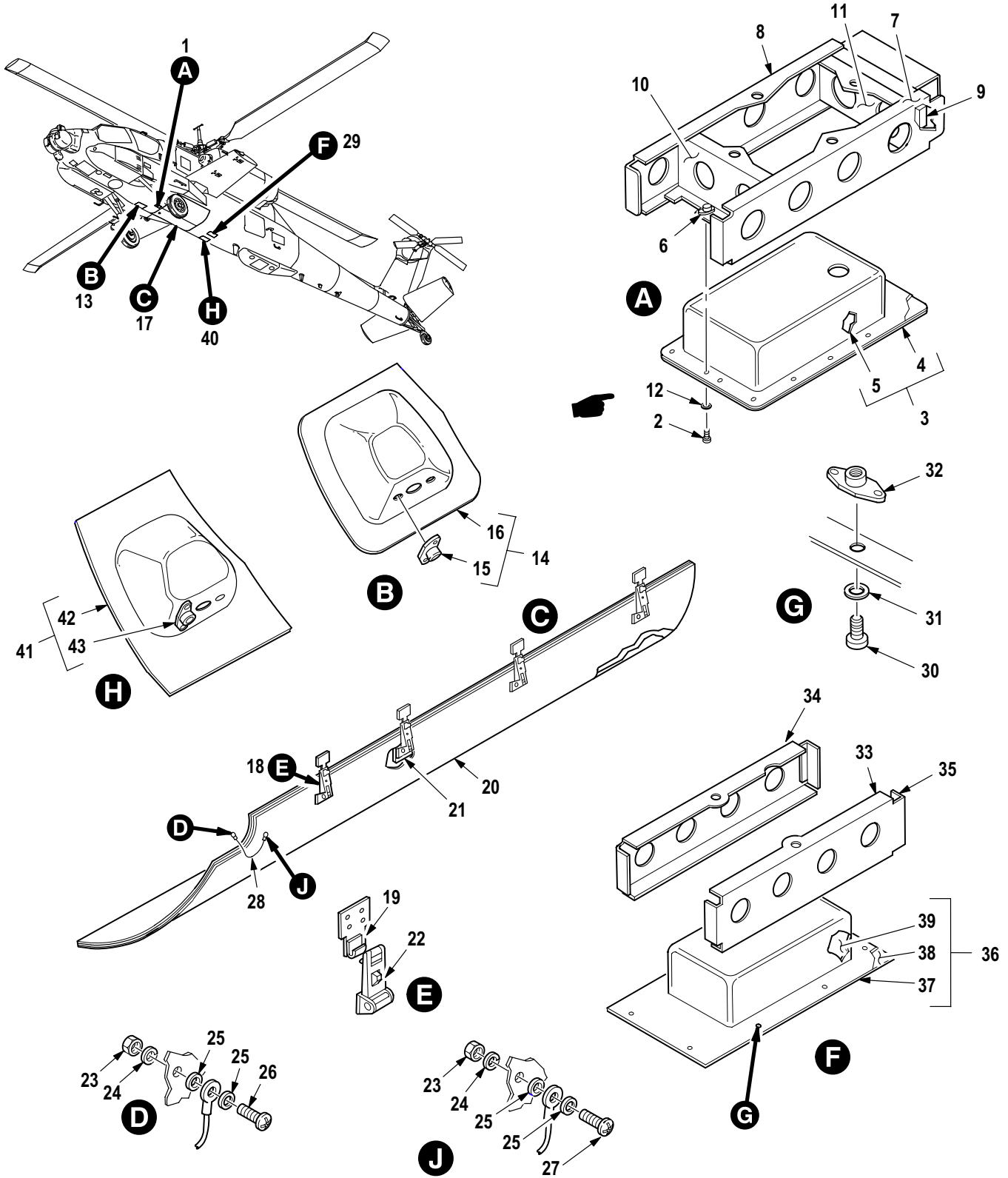
(1) ITEM NO.	(2) SMR CODE	(3) CAGE	(4) PART NUMBER	(5) DESCRIPTION AND USABLE ON CODE (UOC)	(6) QTY
				Group 02 Airframe Fig. 54 Doubler Installation Assembly (FS 125) 7-21 1113480-7 LH 7-21 1113480-8 RH	
1	PAOZZ	02731	HS5602-5-5	• Pin-Rivet, Threaded	3
2	PAOZZ	02731	HS5581-5	• Collar, Pin-Rivet, Th	3
3	XDOZZ	02731	7-21 1113480-5	• Filler	1
4	PAOZZ	02731	HS5602-6-10	• Pin-Rivet, Threaded RH	4
5	PAOZZ	02731	HS5602-6-10	• Pin-Rivet, Threaded LH	1
6	PAOZZ	02731	HS5581-6	• Collar, Pin-Rivet, Th	1
7	XDOZZ	02731	7-21 1113480-3	• Doubler LH	1
7	XDOZZ	02731	7-21 1113480-4	• Doubler RH	1
END OF FIGURE					



M09-766C

Figure 55. Group 02 Center Fuselage Access Doors and Panels

(1) ITEM NO.	(2) SMR CODE	(3) CAGE	(4) PART NUMBER	(5) DESCRIPTION AND USABLE ON CODE (UOC)	(6) QTY
				Group 02 Airframe Fig. 55 Center Fuselage Access Doors and Panels	
1	PAOZZ	80205	NAS623-3-3	• Screw, Machine	15
2	PAOZZ	88044	AN960C10L	• Washer, Flat	15
3	PAOZZ	02731	7-31 1113255	• Cover, Access Lateral Decoupler	1
4	XCOFF	02731	7-1 11210133-23	• Door Assy Instl Refuel Panel	1
5	PAOZZ	80205	NAS1635-3-8	•• Screw, Machine	3
6	PAOOO	02731	7-1 11210133-47	•• Door, Access	1
7	XDOZZ	02731	7-1 11210133-33	••• Hinge, Butt	1
8	MOOZZ	02731	7-1 11210133-37	••• Seal	1
9	PAOZZ	02731	7-1 11210133-35	••• Stop, Door, Fuselage	1
10	XDOZZ	02731	7-1 11210133-45	••• Splice	1
11	XDOZZ	80205	NAS42DD4-43	••• Spacer, Sleeve	2
12	PAOZZ	80205	NAS1149DN632K	••• Washer, Flat	2
13	PAOZZ	02731	HS4444-1	••• Latch, Snapslide Fas	1
14	PAOZZ	02731	7-1 11210133-9	••• Door, Fuselage	1
15	PBFFF	02731	7-1 11210133-25	•• Pan Assy, Refuel	1
16	PAOZZ	80205	MS21075L3E	••• Nut, Self-Locking, Pl	8
17	MOOZZ	02731	7-1 11210133-7	••• Clip	1
18	XDFZZ	02731	7-1 11210133-3	••• Pan	1
19	XCFFF	02731	7-31 1113231	• Access Panel Instl	1
20	PAFZZ	80205	NAS623-3-3	•• Screw, Machine	17
21	PAOZZ	88044	AN960JD10LL	•• Washer, Flat	1
22	XDFFF	02731	7-31 1113119-1	• Panel Instl/Assy Wing/Fus Conn LH	1
22	XDFFF	02731	7-31 1113119-2	• Panel Instl/Assy Wing/Fus Conn RH	1
23	PAFZZ	96906	MS21047L3	•• Nut, Self-Locking, Pl	1
END OF FIGURE					



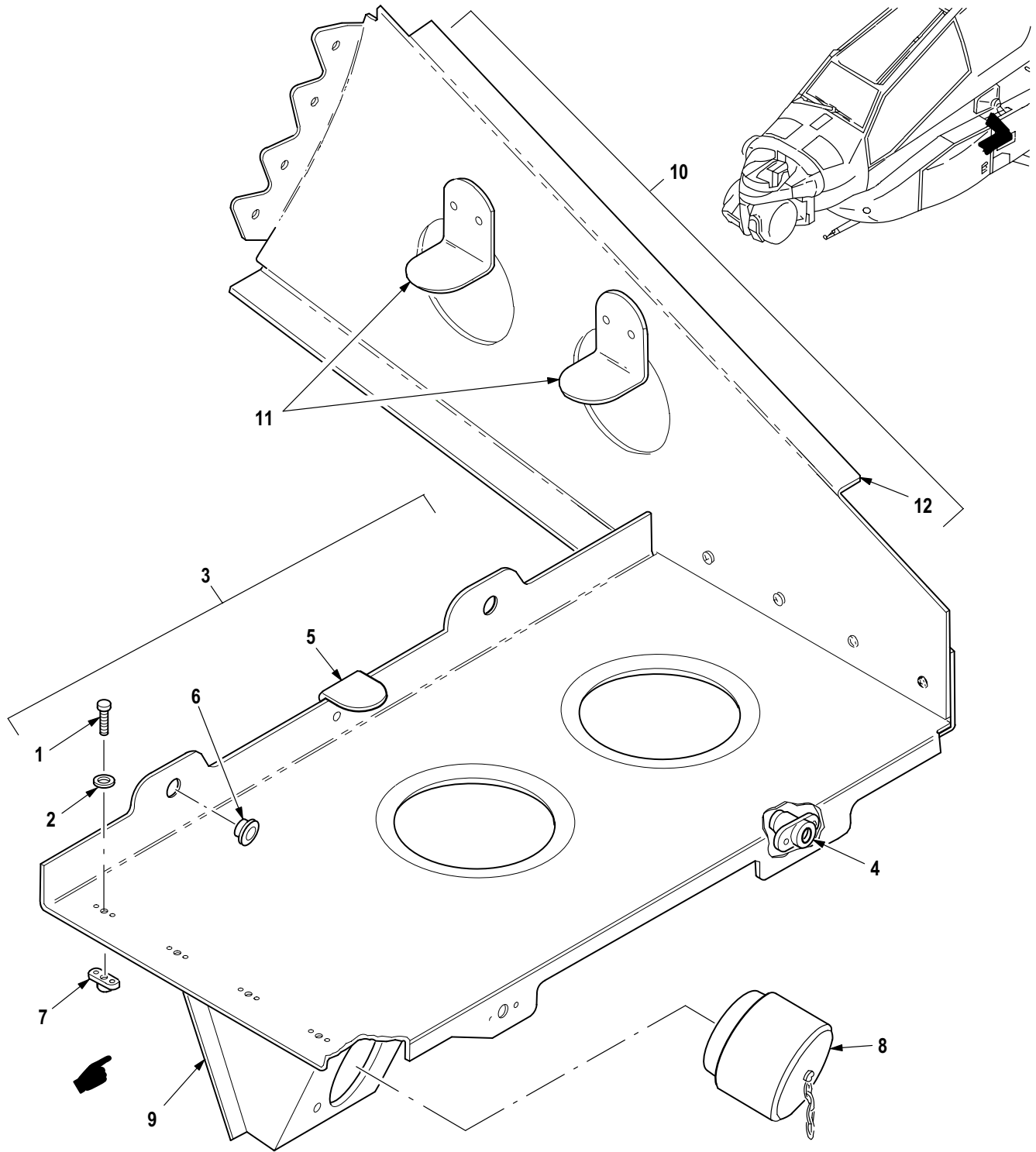
M09-767E

Figure 56. Group 02 Center Fuselage Access Doors and Panels (Below WL 112)

(1) ITEM NO.	(2) SMR CODE	(3) CAGE	(4) PART NUMBER	(5) DESCRIPTION AND USABLE ON CODE (UOC)	(6) QTY
				Group 02 Airframe Fig. 56 Center Fuselage Access Doors and Panels (Below WL 112)	
1	XCOFF	02731	7-1 11210196-13	· Door Instl	1
2	PAOZZ	80205	NAS1403-3	· · Screw, Machine	15
3	PAOZZ	02731	7-1 11210196-21	· · Cover, Access	1
4	XDOZZ	02731	7-1 11210196-3	· · · Cover, Access	1
5	MFOZZ	02731	7-31 1930040-53	· · · Filler, Fuel Cell, Ri	1
6	PAOZZ	80205	MS21075L3E	· · Nut, Self-Locking, PI	15
7	XDFZZ	02731	7-1 11210196-5	· · Intercostal	1
8	XDFZZ	02731	7-1 11210196-6	· · Intercostal	1
9	MOOZZ	02731	7-1 11210196-1 1	· · Clip	1
10	XDFZZ	02731	7-1 11210196-7	· · Support	1
11	XDFZZ	02731	7-1 11210196-9	· · Support	1
12	PAOZZ	80205	NAS1149D0332J	· · Washer, Flat	1
13	XCOOO	02731	7-31 1113212	· Pan Instl Fuel Drain FWD	1
14	PAOOO	02731	7-1 11210211-5	· · Pan Assy, Fuel Drain	1
15	PAOZZ	80205	MS21075L3E	· · · Nut, Self-Locking, PI	2
16	XDOZZ	02731	7-1 11210211-9	· · · Pan	1
17	XCOOO	02731	7-31 1113420-15	· Door Assy, Instl Ammo Bay	1
18	PAOOO	02731	7-21 1113347-7	· · Hook Assy, Latch	8
19	PAOZZ	02731	7-1 11220146	· · · Hook, Door	1
20	PAOOO	02731	7-31 1113420-17	· · Door, Access	1
21	XAOZZ	02731	7-31 1113420-1 1	· · · Doubler	8
22	PAOZZ	02731	HS4155-1	· · · Latch, Thumb	8
23	PAOZZ	80205	MS21042L06	· · Nut, Self-Locking, Ex	2
24	PAOZZ	96906	MS35338-41	· · Washer, Lock	2
25	PAOZZ	88044	AN960D6	· · Washer, Flat	4
26	PAOZZ	80205	NAS601-10P	· · Screw, Machine	1
27	PAOZZ	80205	NAS601-8P	· · Screw, Machine	1
28	PAOZZ	81349	MS25083-3AA12	· · Lead, Electrical	2
29	XCOFF	02731	7-1 11210153-1 1	· Dooraft Fuel Dump Valve	1
30	PAOZZ	80205	NAS603-7P	· · Screw, Machine	8
31	PAOZZ	80205	NAS1149D0332J	· · Washer, Flat	1
32	PAOZZ	80205	MS21075L3E	· · Nut, Self-Locking, PI	8
33	XDFZZ	02731	7-1 11210153-5	· · Intercostal	1
34	XDFZZ	02731	7-1 11210153-7	· · Intercostal	1
35	XDFZZ	02731	7-1 11210153-9	· · Angle	2
36	PAOZZ	02731	7-1 11210153-21	· · Door, Airframe	1
37	XDOZZ	02731	7-1 11210153-3	· · · Cover, Access	1
38	XAOZZ	02731	7-1 11210153-13	· · · Liner	1
39	XAOZZ	02731	7-31 1930050-61	· · · Filler, Fuel Cell, Ri	1
40	XCOOO	02731	7-1 11210155	· Pan Bracket Instl AFT Fuel Drain Cntl	1
41	PAOOO	02731	7-1 11210211-3	· · Pan Assy, Fuel Drain	1
42	XDOZZ	02731	7-1 11210211-7	· · · Pan	1
43	PAOZZ	80205	MS21075L3E	· · · Nut, Self-Locking, PI	2

END OF FIGURE

(1) ITEM NO.	(2) SMR CODE	(3) CAGE	(4) PART NUMBER	(5) DESCRIPTION AND USABLE ON CODE (UOC)	(6) QTY
				Group 02 Airframe Fig. 57 Center Fuselage Handle and Footstep Installation	
1	XCOOO	02731	7-31 1113686-1	• Handle Instl Assy LH	1
1	XCOOO	02731	7-31 1113686-2	• Handle Instl Assy RH	1
2	PAOZZ	80205	NAS624H28	•• Bolt, Shear	2
3	PAOZZ	88044	AN960-516L	•• Washer, Flat	2
4	PAOZZ	96906	MS21075L4E	•• Nut, Self-Locking, Pl	2
5	PAOZZ	80205	NAS1195DD4XH	•• Nut Spacer, Plate	6
6	PAFZZ	99551	2881003-4	•• Rivet, Solid	4
7	PAOZZ	02731	7-21 1113687	•• Handle, Bow	1
8	XCOOO	02731	7-31 1113686-3	• Handle Instl Assy	1
9	PAOZZ	80205	NAS623-4-5	•• Screw, Machine	2
10	PAOZZ	88044	AN960-416L	•• Washer, Flat	2
11	PAOZZ	02731	7-21 1113687	•• Handle, Bow	1
12	XCOOO	02731	7-31 1113355-1	• Footstep Assy Instl	1
13	XCOOO	02731	7-31 1113355-3	• Footstep Assy Instl	1
14	PAOZZ	80205	MS21042L3	•• Nut, Self-Locking, Ex	2
15	PAOZZ	80205	NAS1149D0332J	•• Washer, Flat	4
16	PAOZZ	80205	NAS1403-18	•• Screw, Machine	2
17	PAOZZ	02731	7-31 1113355-5	•• Footstep, Fuselage	1
18	XCOOO	02731	7-21 1113108-67	• Footstep Instl/Assy LH	1
18	XCOOO	02731	7-21 1113108-68	• Footstep Instl RH	1
19	PAOZZ	96906	MS21045-3	•• Nut, Self-Locking, He	5
20	PAOZZ	88044	AN960D10	•• Washer, Flat	5
21	PAOZZ	80205	NAS1403-18	•• Screw, Machine	3
22	PAOZZ	02731	7-21 1113108-45	•• Step, Fuselage LH	1
22	PAOZZ	02731	7-21 1113108-46	•• Step, Fuselage RH	1
23	PAOZA	80205	NAS1403-22	•• Screw, Machine	2
24	XDOZZ	02731	7-21 1113108-1 1	•• Tube Assy	1
25	XDOZZ	02731	7-21 1113108-51	•• Tube Assy	1
26	XDOZZ	02731	7-21 1113108-41	•• Support, Structural LH	1
26	XDOZZ	02731	7-21 1113108-42	•• Support Assy RH	1
27	PAFZZ	02731	HS5603-5-5	•• Pin-Rivet, Threaded	4
28	PAFZZ	02731	HS5580-5	•• Collar, Pin-Rivet, Th	4
29	XDOZZ	02731	7-21 1113108-63	•• Support, Structural	1
30	PAOZZ	88044	AN960JD10LL	•• Washer, Flat	2
END OF FIGURE					



M09-1126E

Figure 58. Group 02 Bracket Assembly Installation, Rounds Counter Support
7-31 1113473

(1) ITEM NO.	(2) SMR CODE	(3) CAGE	(4) PART NUMBER	(5) DESCRIPTION AND USABLE ON CODE (UOC)	(6) QTY
				Group 02 Airframe Fig. 58 Bracket Assembly Installation, Rounds Counter Support 7-31 1113473	
1	PAOZZ	80205	NAS603-7P	• Screw, Machine	8
2	PAOZZ	88044	AN960JD10L	• Washer, Flat	8
3	XDOOO	02731	7-31 1113473-17	• Support Assy	1
4	PAOZZ	02731	HS4495-1	•• Receptacle, Turnlock	2
5	PAOZZ	02731	HS4592-1D6-6	•• Bracket, Angle	1
6	PAOZZ	02731	HS606S4-5	•• Bushing, Sleeve	2
7	PAOZZ	80205	MS21075L3E	•• Nut, Self-Locking, Pl	8
8	PAOZZ	02731	HS4937-2101	•• Cover, Electrical Co	1
9	XDOZZ	02731	7-31 1113473-15	•• Bracket Assy	1
10	XDOOO	02731	7-31 1113473-23	• Support Assy	1
11	PAOZZ	02731	HS4592-1D6-12	•• Bracket, Angle	2
12	XDOZZ	02731	7-31 1113473-19	•• Bracket	1
END OF FIGURE					

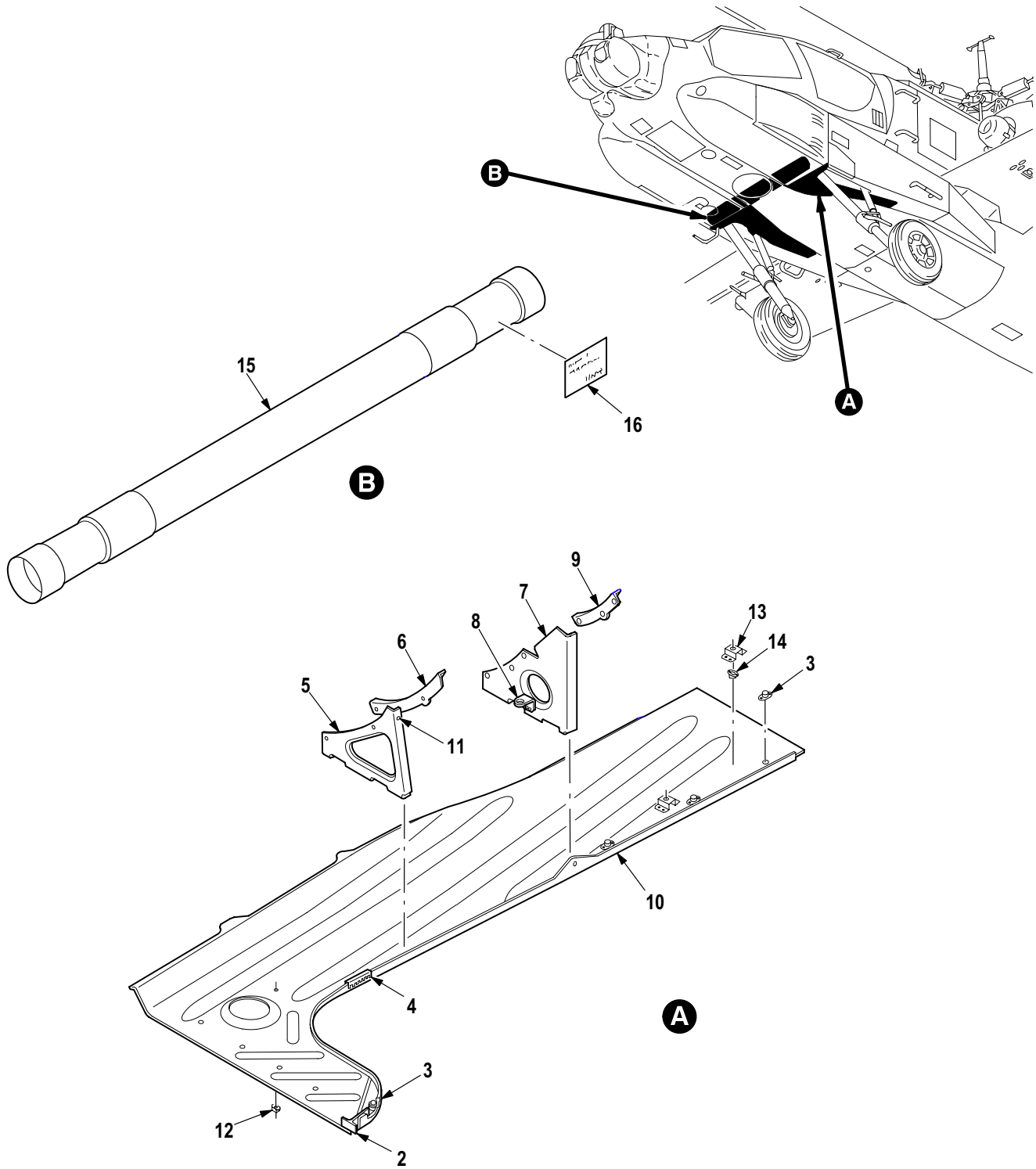
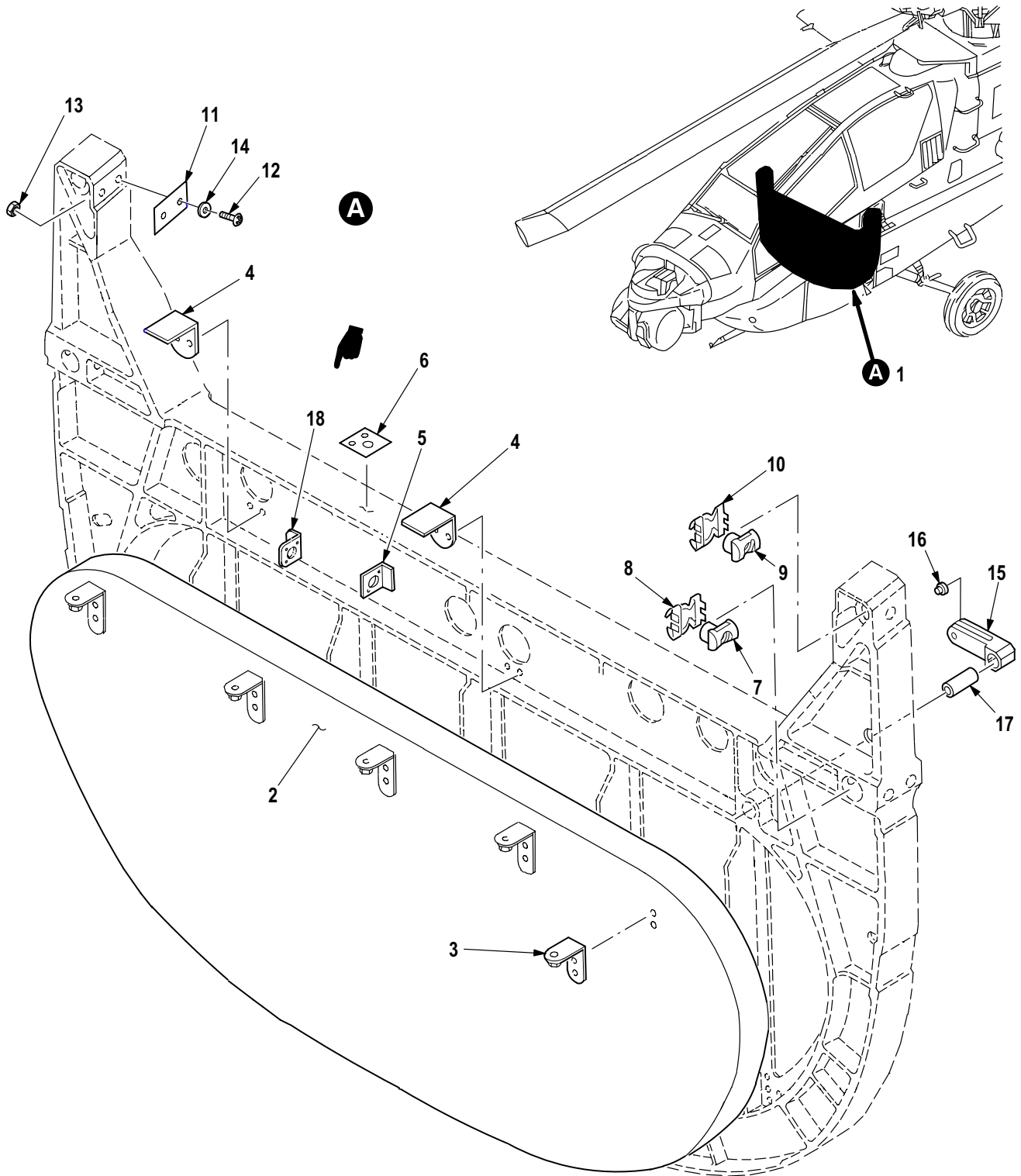


Figure 59. Group 02 Closeout Installation and Cross Tube, Main Landing Gear

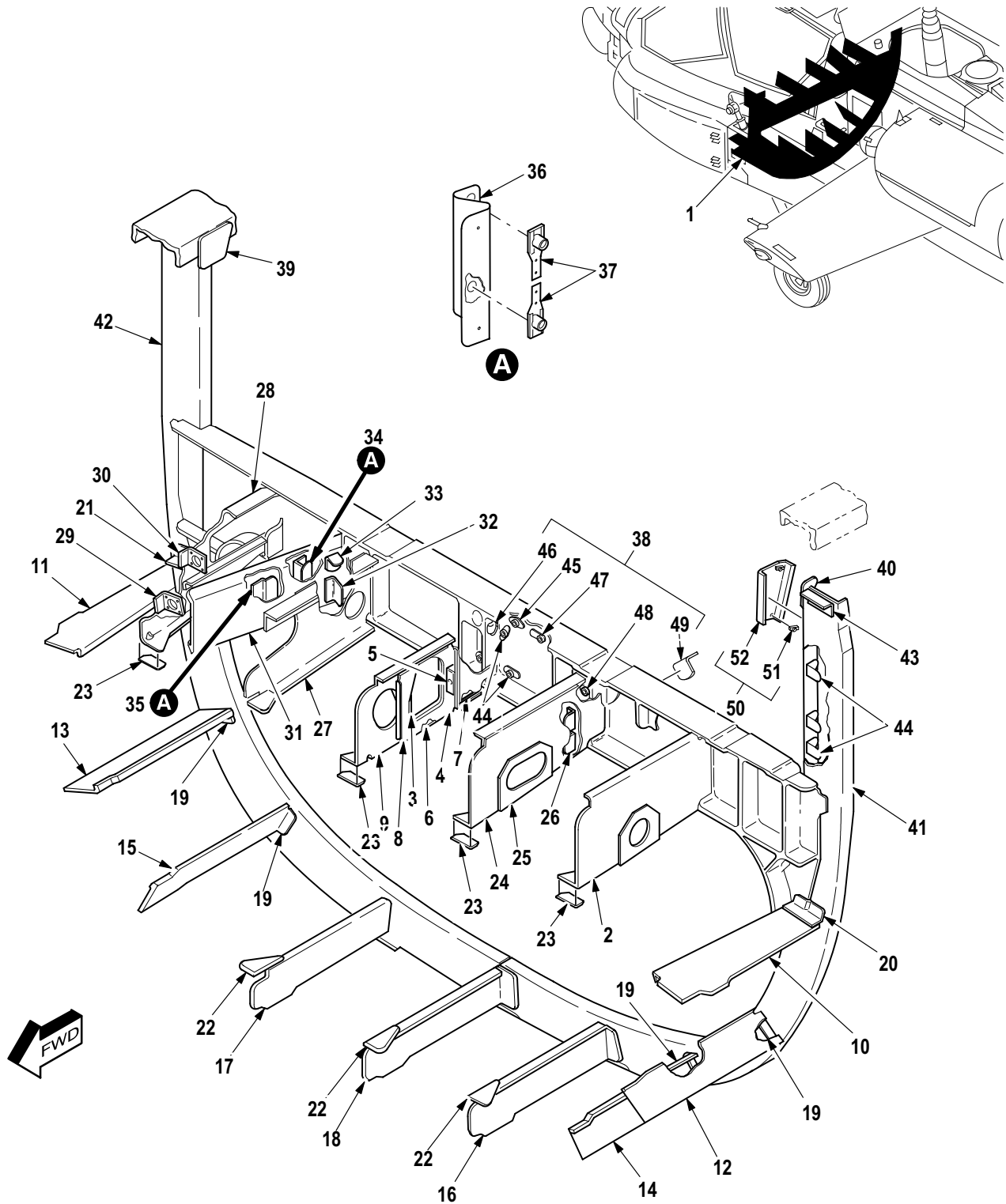
(1) ITEM NO.	(2) SMR CODE	(3) CAGE	(4) PART NUMBER	(5) DESCRIPTION AND USABLE ON CODE (UOC)	(6) QTY
				Group 02 Airframe Fig. 59 Closeout Installation and Cross Tube, Main Landing Gear	
1	XCFFF	02731	7-31 1113285-601	• Closeout Instl Assy LH (Not Illustrated-Installation Drawing)	1
1	XCFFF	02731	7-31 1113285-2	• Closeout Instl Assy RH (Not Illustrated-Installation Drawing)	1
2	XDFZZ	02731	7-31 1113285-9	•• Clip	1
3	PAOZZ	02731	HS4430-1	•• Receptacle, Turnlock	4
4	MFOZZ	02731	7-31 1113285-15	•• Grommet, Nonmetallic	1
5	XDFZZ	02731	7-31 1113285-5	•• Support LH	1
5	XDFZZ	02731	7-31 1113285-6	•• Support RH	1
6	XDFZZ	02731	7-31 1113285-13	•• Angle LH	1
6	XDFZZ	02731	7-31 1113285-14	•• Angle RH	1
7	XDFZZ	02731	7-31 1113285-25	•• Support LH	1
7	XDFZZ	02731	7-31 1113285-8	•• Support RH	1
8	PAOZZ	02731	HS4592-2D6-14	•• Bracket, Angle LH	1
9	XDFZZ	02731	7-31 1113285-1 1	•• Angle LH	1
9	XDFZZ	02731	7-31 1113285-12	•• Angle RH	1
10	XDFZZ	02731	7-31 1113285-23	•• Pan LH	1
10	XDFZZ	02731	7-31 1113285-24	•• Pan RH	1
11	PAOZZ	80205	MS21075L3E	•• Nut, Self-Locking, PI LH	1
12	PAOZZ	80205	MS21059L3	•• Nut, Self-Locking, PI	1
13	PAOOO	02731	7-31 1113285-19	•• Bracket Structua	2
14	PAOZZ	80205	MS21075L3E	••• Nut, Self-Locking, PI	1
15	PBFZZ	02731	7-21 1113134	• Frame Section, Skid	1
16	XDOZZ	02731	HS4951-1	•• Plate, Identificati	1
END OF FIGURE					



M09-1128D

Figure 60. Group 02 Bulkhead Installation Assembly (FS 125)
7-31 1113120

(1) ITEM NO.	(2) SMR CODE	(3) CAGE	(4) PART NUMBER	(5) DESCRIPTION AND USABLE ON CODE (UOC)	(6) QTY
				Group 02 Airframe Fig. 60 Bulkhead Installation Assembly (FS 125) 7-31 1113120	
1	PBFFF	02731	7-31 1113120-3	• Pan Assy, Airframe	1
2	XDFZZ	02731	7-31 1113120-5	•• Pan	1
3	PAFZZ	02731	HS4591-1D7-12	•• Bracket, Angle	5
4	PAFZZ	02731	HS4592-1D6-6	•• Bracket, Angle	2
5	XDFZZ	02731	7-31 1113120-15	• Bracket	1
6	MFFZZ	02731	7-31 1113120-19	• Pad	1
7	PAOZZ	02731	HS5813-9	• Nut, Self-Locking, Ba	4
8	PAOZZ	80205	NAS578-9B	• Retainer, Nut and Bo	4
9	PAOZZ	02731	HS5813-8	• Nut, Self-Locking, Ba	2
10	PAOZZ	80205	NAS578-8B	• Retainer, Nut and Bo	2
11	MFFZZ	02731	7-31 1113120-13	• Shim	2
12	PAOZZ	80205	NAS623-3-5	• Screw, Machine	4
13	PAOZZ	80205	MS21042L3	• Nut, Self-Locking, Ex	4
14	PAOZZ	84971	TA027004D016NB7	• Clamp, Loop	4
15	PAFFF	02731	7-31 1113125	• Clevis, Rod End	1
16	PAFZZ	02731	HS606S3-4	•• Bushing, Sleeve	1
17	XDFZZ	02731	7-31 1113120-1 1	• Tube	1
18	XDOZZ	02731	7-31 1113140-37	• Bracket	1
END OF FIGURE					

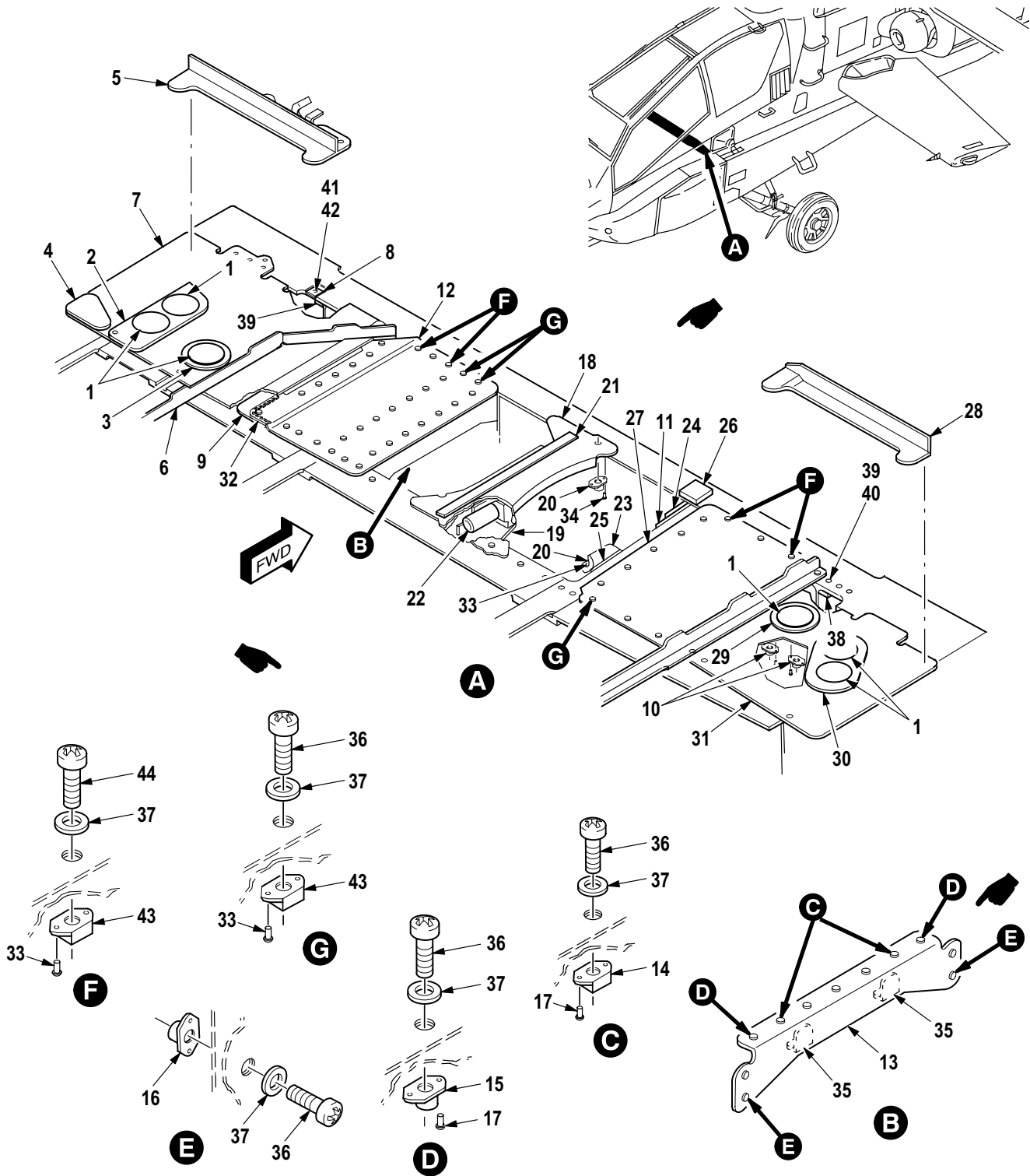


M09-539H

Figure 61. Group 02 Frame and Intercostal Installation (FS 125 to FS 135)

(1) ITEM NO.	(2) SMR CODE	(3) CAGE	(4) PART NUMBER	(5) DESCRIPTION AND USABLE ON CODE (UOC)	(6) QTY
				Group 02 Airframe Fig. 61 Frame and Intercostal Installation (FS 125 to FS 135)	
1	XCOFF	02731	7-31 1113136	• Intercostal Instl	1
2	XDFZZ	02731	7-31 1113136-3	•• Intercostal	1
3	MDOZZ	02731	7-31 1113136-73	•• Angle	1
4	MFFZZ	02731	7-31 1113136-63	•• Spacer, Plate	1
5	MFFZZ	02731	7-31 1113136-91	•• Clip (Usbl Eff 83-23830 and Subs)	1
6	MFFZZ	02731	7-31 1113136-61	•• Spacer, Plate	1
7	XDFZZ	02731	7-31 1113136-67	•• Strap	1
8	XDFZZ	02731	7-31 1113136-75	•• Doubler, Flanged	1
9	XDFZZ	02731	7-31 1113136-69	•• Intercostal	1
10	XDFZZ	02731	7-31 1113136-15	•• Intercostal	1
11	XDFZZ	02731	7-31 1113136-16	•• Intercostal	1
12	XDFZZ	02731	7-31 1113136-17	•• Intercostal	1
13	XDFZZ	02731	7-31 1113136-18	•• Intercostal	1
14	XDFZZ	02731	7-31 1113136-19	•• Intercostal	1
15	XDFZZ	02731	7-31 1113136-20	•• Intercostal	1
16	XDFZZ	02731	7-31 1113136-21	•• Intercostal	1
17	XDFZZ	02731	7-31 1113136-22	•• Intercostal	1
18	XDFZZ	02731	7-31 1113136-23	•• Intercostal	1
19	PAOZZ	02731	7-31 1113136-31	•• Bracket, Angle	4
20	PAOZZ	02731	7-31 1113136-33	•• Bracket, Angle	1
21	PAOZZ	02731	7-31 1113136-34	•• Bracket, Angle	1
22	PAOZZ	02731	7-31 1113136-35	•• Gusset, Intercoast	3
23	PAFZZ	02731	7-31 1113136-37	•• Spacer, Plate	4
24	XDFFF	02731	7-31 1113136-93	•• Intercostal Assy (Usbl Eff 88-0200 and Subs)	1
25	PAFZZ	81349	M83454/02-AA106	••• Terminal, Stud (Usbl Eff 88-0200 and Subs)	1
26	MOOZZ	02731	7-31 1113136-29	••• Bracket	3
27	XDFZZ	02731	7-31 1113136-41	•• Intercostal Assy	1
28	XDFFF	02731	7-31 1113136-45	•• Intercostal Assy	1
29	MOOZZ	02731	7-31 1113136-59	••• Bracket	1
30	MOOZZ	02731	7-31 1113136-29	••• Bracket	1
31	XDFFF	02731	7-31 1113136-47	•• Intercostal Assy	1
32	MOOZZ	02731	7-31 1113136-59	••• Bracket	1
33	PAOZZ	02731	HS4592-1D6-6	••• Bracket, Angle	1
34	XDOOO	02731	7-31 1113136-53	••• Bracket Assy	1
35	XDOOO	02731	7-31 1113136-57	••• Bracket Assy	1
36	MOOZZ	02731	7-31 1113136-51	•••• Bracket (U/O P/N 7-311113136-53)	1
36	MOOZZ	02731	7-31 1113136-55	•••• Bracket (U/O P/N 7-311113136-57)	1
37	PAOZZ	96906	MS21062L4	•••• Nut, Self-Locking, PI	2
38	XCODD	02731	7-31 1113130	• Frame Instl/Assy	1
39	XDOZZ	02731	7-31 1113130-17	•• Gusset	1
40	XDOZZ	02731	7-31 1113130-19	•• Gusset	1
41	XDDDD	02731	7-31 1113130-11	•• Frame Assy	1
42	XDDDD	02731	7-31 1113130-12	•• Frame Assy	1
43	PAOZZ	02731	7-31 1113130-13	••• Clip, Frame Assembly	1
44	XDOZZ	02731	HS4591-1D6-6	••• Bracket, Angle	1
45	PAOZZ	80205	MS21075L3E	•• Nut, Self-Locking, PI	4
46	PAOZZ	96906	MS21074L3	•• Nut, Self-Locking, PI	1
47	PAOZZ	96906	MS21071-3	•• Nut, Self-Locking, PI	1
48	PAOZZ	80205	MS21075L06N	•• Nut, Self-Locking, PI	2

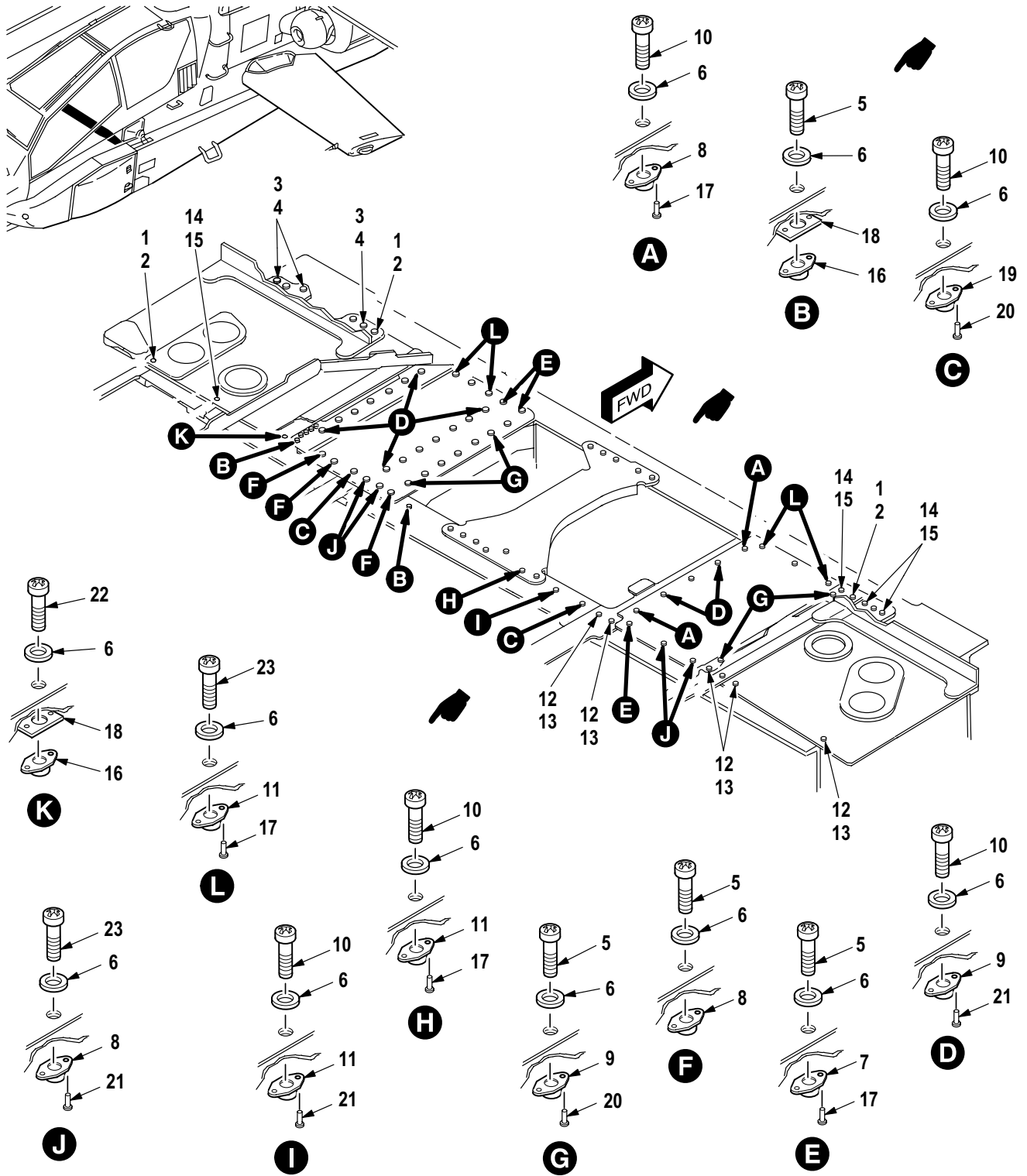
(1) ITEM NO.	(2) SMR CODE	(3) CAGE	(4) PART NUMBER	(5) DESCRIPTION AND USABLE ON CODE (UOC)	(6) QTY
49	PAOZZ	02731	HS4592-1D6-6	•• Bracket, Angle	2
50	PAOZZ	02731	7-31 1113130-25	•• Bracket	1
51	PAOZZ	80205	MS21075L3E	••• Nut Self-Locking, PI	2
52	XDOZZ	02731	7-31 1113130-27	••• Bracket	3
END OF FIGURE					



M09-770M

Figure 62. Group 02 Floor Installation, Pilot (Part 1) (FS 125 to FS 135)
7-31 1113683

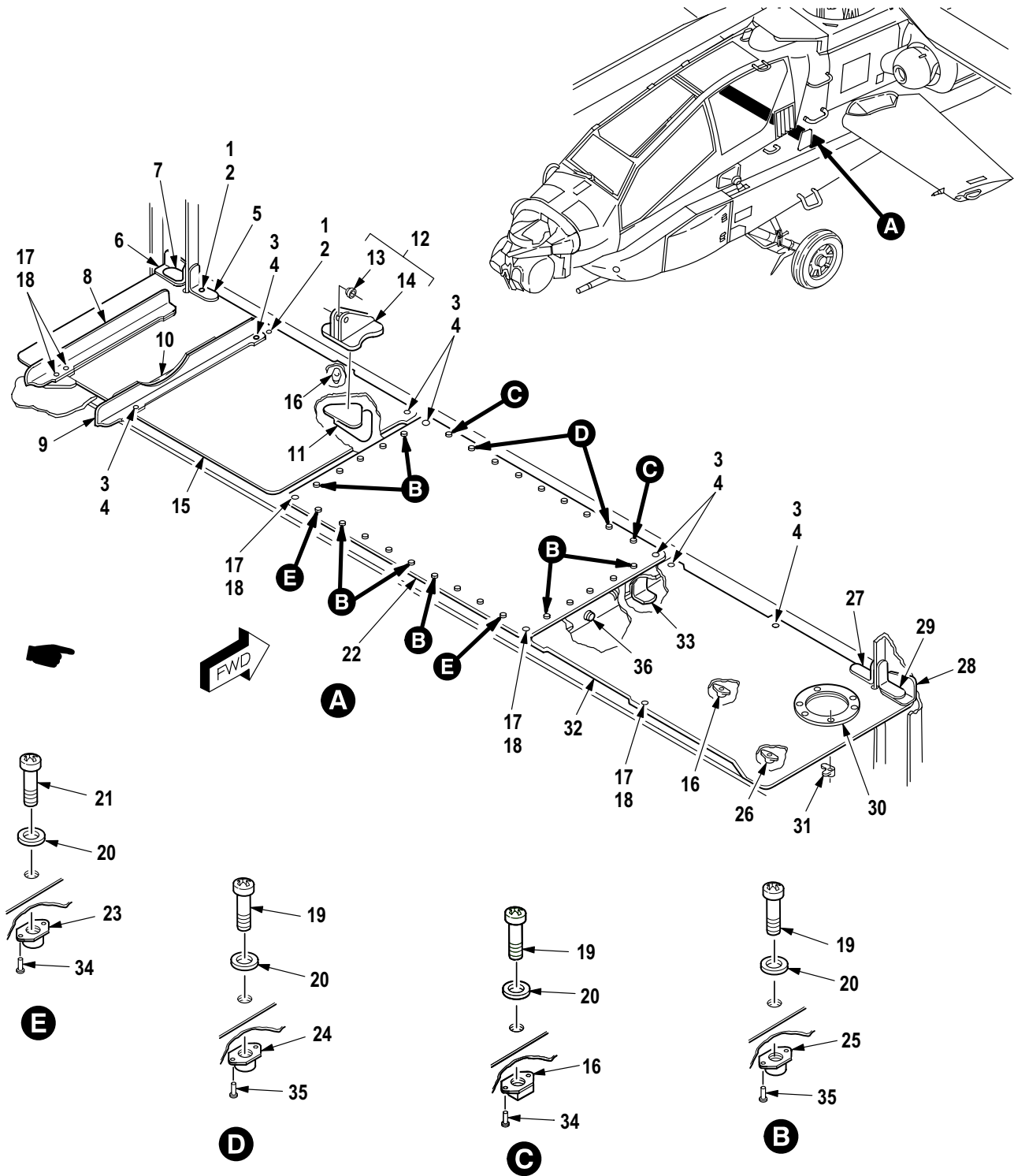
(1) ITEM NO.	(2) SMR CODE	(3) CAGE	(4) PART NUMBER	(5) DESCRIPTION AND USABLE ON CODE (UOC)	(6) QTY
				Group 02 Airframe Fig. 62 Floor Installation, Pilot (Part 1) (FS 125 to FS 135) 7-31 1113683	
1	PAOZZ	02731	HS5328-0019	• Plug, Protective, Dus	6
2	XDFZZ	02731	7-31 1113683-1 11	• Doubler	1
3	XDFZZ	02731	7-31 1113683-1 13	• Doubler	1
4	XDFZZ	02731	7-31 1113683-77	• Doubler	1
5	XDFZZ	02731	7-31 1113683-103	• Bracket Assy	1
6	XDFZZ	02731	7-31 1113683-133	• Angle	1
7	XDFZZ	02731	7-31 1113683-23	• Panel	1
8	XDFZZ	02731	7-31 1113683-1 15	• Filler	1
9	XDFZZ	02731	7-31 1113683-37	• Support	1
10	PAOZZ	80205	MS21075L3E	• Nut, Self-Locking, Pl	2
11	XDFZZ	02731	HS195-100002	• Shim, Tapered	1
12	XDOZZ	02731	7-31 1113683-21	• Door	1
13	XDFFF	02731	7-31 1113683-39	• Support	1
14	PAOZZ	80205	NAS1870-3-3	• Nut, Self-Locking, Pl	5
15	PAOZZ	02731	HS4482-02-3	• Nut, Self-Locking, Pl	2
16	PAOZZ	80205	MS21075L3E	• Nut, Self-Locking, Pl	4
17	PAOZZ	02731	HS5435-0303	• Rivet, Blind	14
18	XDFZZ	02731	7-31 1113683-51	• Channel	1
19	XDFZZ	02731	7-31 1113683-53	• Support	1
20	PAOZZ	96906	MS21075L4E	• Nut, Self-Locking, Pl	4
21	XDFZZ	02731	7-31 1113683-137	• Shim	1
22	XDFZZ	02731	7-31 1113683-55	• Beam, Support	1
23	XDFZZ	02731	7-31 1113683-41	• Spacer	1
24	XDFZZ	02731	7-31 1113683-45	• Gusset	1
25	XDFZZ	02731	7-31 1113683-43	• Doubler	1
26	XDFZZ	02731	7-31 1113683-47	• Shim	1
27	XDOZZ	02731	7-31 1113683-25	• Door	1
28	XDFZZ	02731	7-31 1113683-69	• Stiffener	1
29	XDFZZ	02731	7-31 1113683-1 17	• Doubler	1
30	XDFZZ	02731	7-31 1113683-1 19	• Doubler	1
31	XDFZZ	02731	7-31 1113683-27	• Panel	1
32	PAFZZ	96906	MS21266-2N	• Grommet, Nonmetallic	1
33	PAFZZ	02731	HS5435-0305	• Rivet, Blind	1
34	PAFZZ	02731	HS5435-0306	• Rivet, Blind	4
35	PAFZZ	02731	HS4592-1D6-8	• Bracket, Angle	2
36	PAOZZ	80205	NAS1403-5	• Screw, Machine	4
37	PAOZZ	88044	AN960JD10	• Washer, Flat	6
38	XDFZZ	02731	7-31 1113683-151	• Block, Radius	2
39	PAFZZ	02731	HS5602-5-8	• Pin-Rivet, Threaded	1
40	PAFZZ	02731	HS5581-5	• Collar, Pin-Rivet, Th	1
41	PAFZZ	02731	HS5602-5-6	• Pin-Rivet, Threaded	1
42	PAFZZ	02731	HS5581-5	• Collar, Pin-Rivet, Th	1
43	PAOZZ	15653	MF19058-3-2	• Nut, Self-Locking, Pl	9
44	PAOZZ	80205	NAS1403-6	• Screw, Machine	4
END OF FIGURE					



M09-1262B

Figure 63. Group 02 Floor Installation, Pilot (Part 2) (FS 125 to FS 135)
7-31 1113683

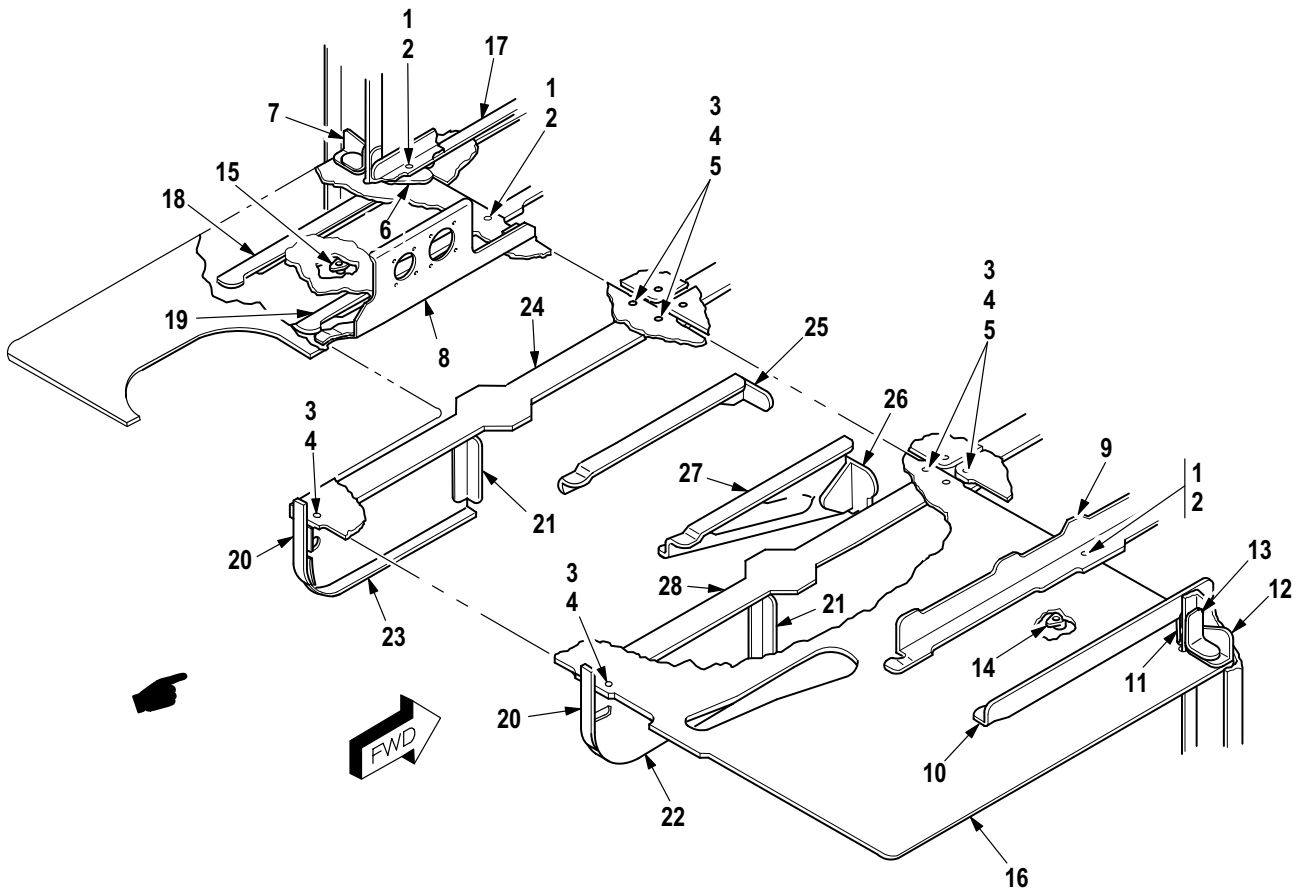
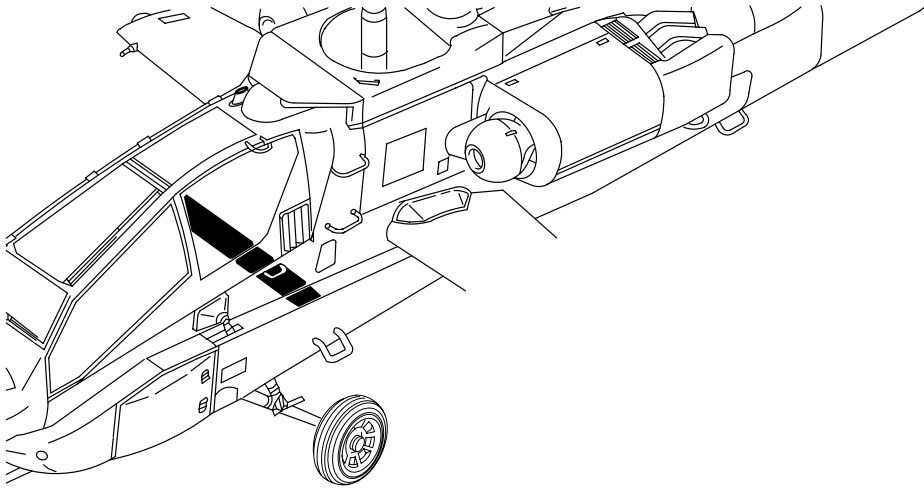
(1) ITEM NO.	(2) SMR CODE	(3) CAGE	(4) PART NUMBER	(5) DESCRIPTION AND USABLE ON CODE (UOC)	(6) QTY
				Group 02 Airframe Fig. 63 Floor Installation, Pilot (Part 2) (FS 125 to FS 135) 7-31 1113683	
1	PAFZZ	02731	HS5602-5-5	• Pin-Rivet, Threaded	9
2	PAFZZ	02731	HS5581-5	• Collar, Pin-Rivet, Th	9
3	PAFZZ	02731	HS5602-5-6	• Pin-Rivet, Threaded	6
4	PAFZZ	02731	HS5581-5	• Collar, Pin-Rivet, Th	6
5	PAOZZ	80205	NAS1403-5	• Screw, Machine	48
6	PAOZZ	88044	AN960JD10	• Washer, Flat	52
7	PAFZZ	15653	MF19058-3-2	• Nut, Self-Locking, Pl	9
8	PAOZZ	02731	HS4482-02-3	• Nut, Self-Locking, Pl	13
9	XDOZZ	80205	NAS1870-3-3	• Nut, Self-Locking, Pl	20
10	PAOZZ	80205	NAS1403-4	• Screw, Machine	8
11	PAOZZ	02731	HS4543-02-2	• Nut, Self-Locking, Pl	3
12	PAFZZ	02731	HS5602-5-3	• Pin-Rivet, Threaded	11
13	PAFZZ	02731	HS5581-5	• Collar, Pin-Rivet, Th	11
14	PAFZZ	02731	HS5602-5-4	• Pin-Rivet, Threaded	1
15	PAFZZ	02731	HS5581-5	• Collar, Pin-Rivet, Th	1
16	PAFZZ	02731	HS4153-02	• Nut, Self-Locking, Pl	2
17	XDFZZ	99551	2881003-4	• Rivet, Solid	24
18	PAFZZ	80205	NAS1195D3KH	• Nut Spacer, Plate	1
19	PAOZZ	80205	MS21075L3E	• Nut, Self-Locking, Pl	2
20	PAFZZ	02731	HS5435-0305	• Rivet, Blind	6
21	PAFZZ	02731	HS5435-0303	• Rivet, Blind	22
22	PAOZZ	80205	NAS1403-7	• Screw, Machine	2
23	PAOZZ	80205	NAS1403-6	• Screw, Machine	9
END OF FIGURE					



M09-771E

Figure 64. Group 02 Floor Installation, Pilot (FS 135 to FS 144)
7-31 1113683

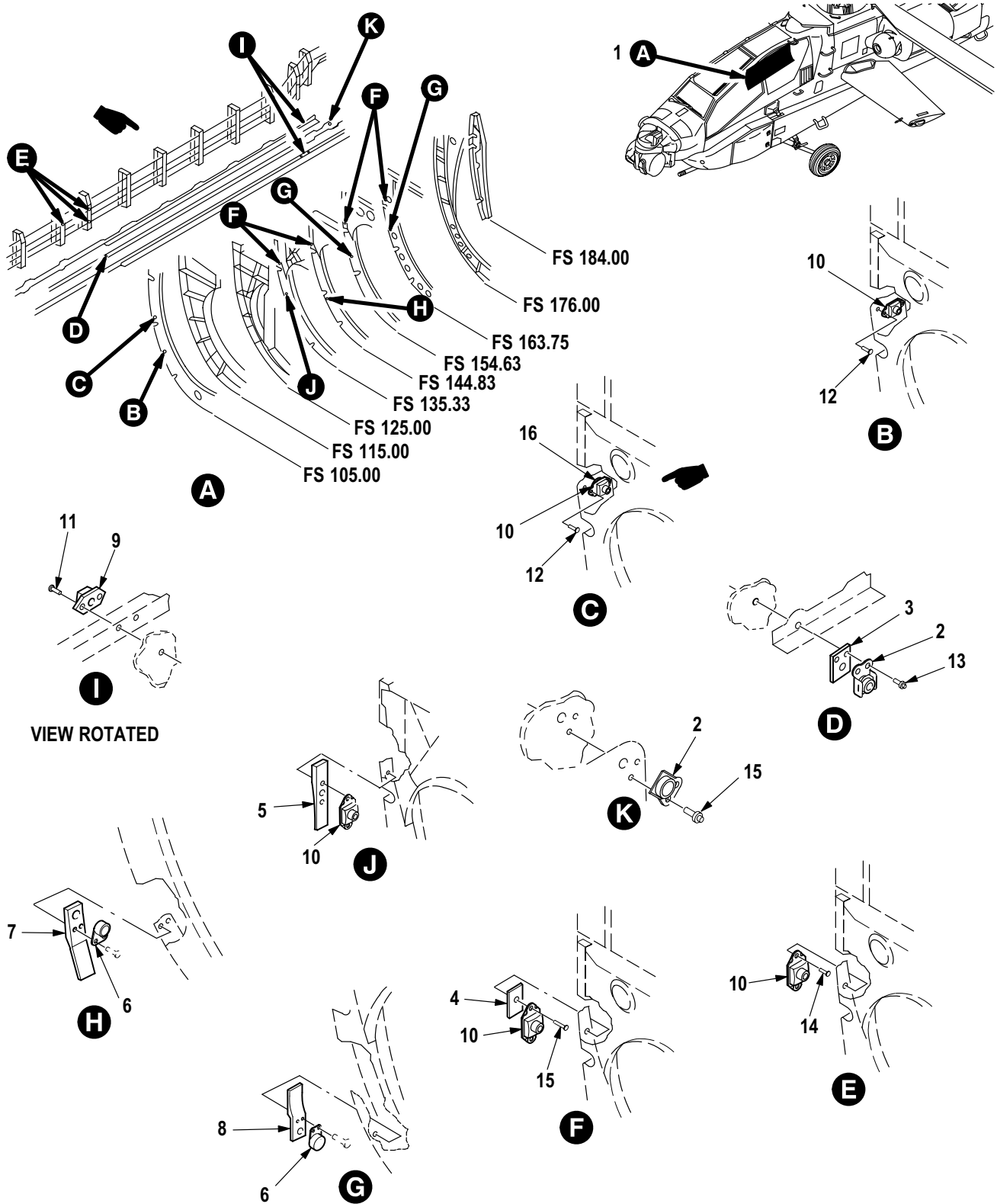
(1) ITEM NO.	(2) SMR CODE	(3) CAGE	(4) PART NUMBER	(5) DESCRIPTION AND USABLE ON CODE (UOC)	(6) QTY
				Group 02 Airframe Fig. 64 Floor Installation, Pilot (FS 135 to FS 144) 7-31 1113683	
1	PAFZZ	02731	HS5602-5-4	• Pin-Rivet, Threaded	2
2	PAFZZ	02731	HS5581-5	• Collar, Pin-Rivet, Th	2
3	PAFZZ	02731	HS5602-5-3	• Pin-Rivet, Threaded	7
4	PAFZZ	02731	HS5581-5	• Collar, Pin-Rivet, Th	7
5	XDFZZ	02731	7-31 1113683-91	• Clip	1
6	XDFZZ	02731	7-31 1113683-71	• Clip	1
7	XDFZZ	02731	7-31 1113683-83	• Clip	1
8	XDFZZ	02731	7-31 1113683-79	• Support	1
9	XDFZZ	02731	7-31 1113683-107	• Support	1
10	XDFZZ	02731	7-31 1113683-131	• Angle	1
11	XDFZZ	02731	7-31 1113683-65	• Brace	1
12	XDFFF	02731	7-31 1113683-57	• Clevis	1
13	PAFZZ	02731	HS606B4-3	• • Bushing, Sleeve	1
14	XDFZZ	02731	7-31 1113683-150	• • Clevis	1
15	XDFZZ	02731	7-31 1113683-29	• Panel	1
16	PAOZZ	80205	MS21075L3E	• Nut, Self-Locking, Pl	1
17	PAFZZ	02731	HS5602-5-2	• Pin-Rivet, Threaded	6
18	PAFZZ	02731	HS5581-5	• Collar, Pin-Rivet, Th	6
19	PAOZZ	80205	NAS1403-5	• Screw, Machine	23
20	PAOZZ	88044	AN960JD10	• Washer, Flat	26
21	PAOZZ	80205	NAS1403-4	• Screw, Machine	2
22	XDOZZ	02731	7-31 1113683-31	• Door	1
23	PAOZZ	02731	HS4482-02-3	• Nut, Self-Locking, Pl	2
24	PAOZZ	02731	HS4543-02-2	• Nut, Self-Locking, Pl	7
25	XDOZZ	80205	NAS1870-3-3	• Nut, Self-Locking, Pl	18
26	PAOZZ	96906	MS21069L3	• Nut, Self-Locking, Pl	4
27	XDFZZ	02731	7-31 1113683-87	• Clip	1
28	XDFZZ	02731	7-31 1113683-72	• Clip	2
29	XDFZZ	02731	7-31 1113683-84	• Clip	1
30	XDFZZ	02731	7-31 1113683-75	• Doubler	1
31	PAOZZ	02731	HS4153-82	• Nut, Self-Locking, Pl	6
32	XDFZZ	02731	7-31 1113683-33	• Panel	1
33	XDFZZ	02731	HS4592-1D6-6	• Bracket, Angle	1
34	PAFZZ	02731	HS5435-0305	• Rivet, Blind	7
35	PAFZZ	02731	HS5435-0303	• Rivet, Blind	24
36	PAFZZ	81349	M83454/02-AA106	• Terminal, Stud (Usbl Eff 88-0200 and Subs)	1
END OF FIGURE					



M09-772F

Figure 65. Group 02 Floor Installation, Pilot (FS 144 to FS 163)
7-31 1113683

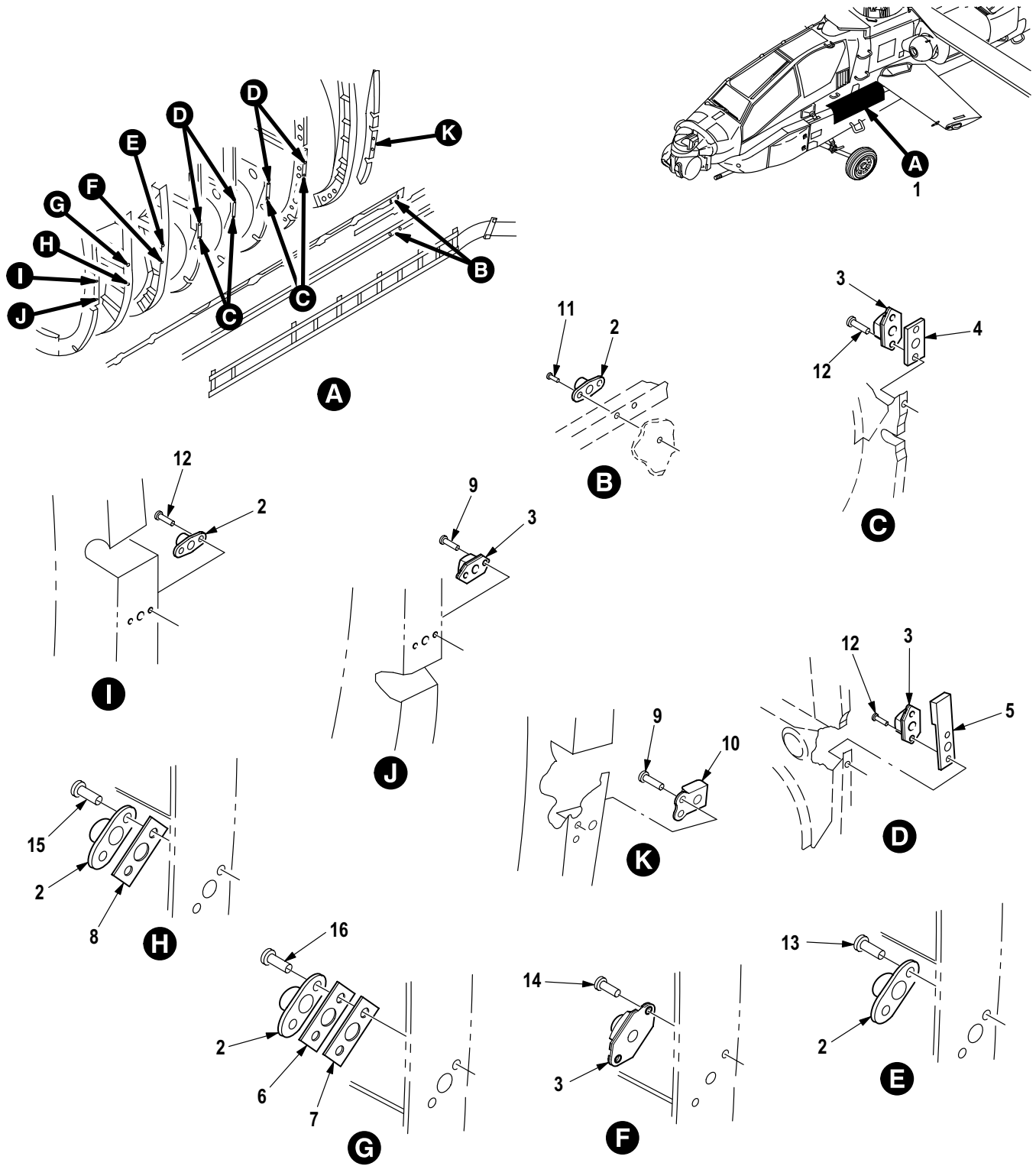
(1) ITEM NO.	(2) SMR CODE	(3) CAGE	(4) PART NUMBER	(5) DESCRIPTION AND USABLE ON CODE (UOC)	(6) QTY
				Group 02 Airframe Fig. 65 Floor Installation, Pilot (FS 144 to FS 163) 7-31 1113683	
1	PAFZZ	02731	HS5602-5-2	• Pin-Rivet, Threaded	5
2	PAFZZ	02731	HS5581-5	• Collar, Pin-Rivet, Th	5
3	PAFZZ	02731	HS5602-5-3	• Pin-Rivet, Threaded	13
4	PAFZZ	02731	HS5581-5	• Collar, Pin-Rivet, Th	13
5	PAOZZ	02731	HS5234-1005	• Washer, Flat	6
6	XDFZZ	02731	7-31 1113683-89	• Clip	1
7	XDFZZ	02731	7-31 1113683-71	• Clip	1
8	XDFZZ	02731	7-31 1113683-123	• Angle	1
9	XDFZZ	02731	7-31 1113683-7	• Tee, Support	1
10	XDFZZ	02731	7-31 1113683-19	• Angle	1
11	XDFZZ	02731	7-31 1113683-85	• Clip	1
12	XDFZZ	02731	7-31 1113683-72	• Clip	1
13	XDFZZ	02731	7-31 1113683-84	• Clip	1
14	PAOZZ	96906	MS21069L3	• Nut, Self-Locking, PI	4
15	PAOZZ	80205	MS21075L3E	• Nut, Self-Locking, PI	1
16	XDFZZ	02731	7-31 1113683-35	• Panel	1
17	XDFZZ	02731	7-31 1113683-73	• Filler	1
18	XDFZZ	02731	7-31 1113683-9	• Stiffener	1
19	XDFZZ	02731	7-31 1113683-1 1	• Stiffener	1
20	XDFZZ	02731	7-31 1113683-143	• Strap	2
21	XDFZZ	02731	7-31 1113683-141	• Clip	2
22	XDFZZ	02731	7-31 1113683-140	• Intercostal	1
23	XDFZZ	02731	7-31 1113683-139	• Intercostal	1
24	XDFZZ	02731	7-31 1113683-3	• Tee, Support	1
25	XDFZZ	02731	7-31 1113683-17	• Angle	1
26	XDFZZ	02731	7-31 1113683-61	• Clip	1
27	XDFZZ	02731	7-31 1113683-59	• Intercostal	1
28	XDFZZ	02731	7-31 1113683-5	• Tee, Support	1
END OF FIGURE					



M09-773D

Figure 66. Group 02 Support Installation, Ammunition Chute (Part 1)

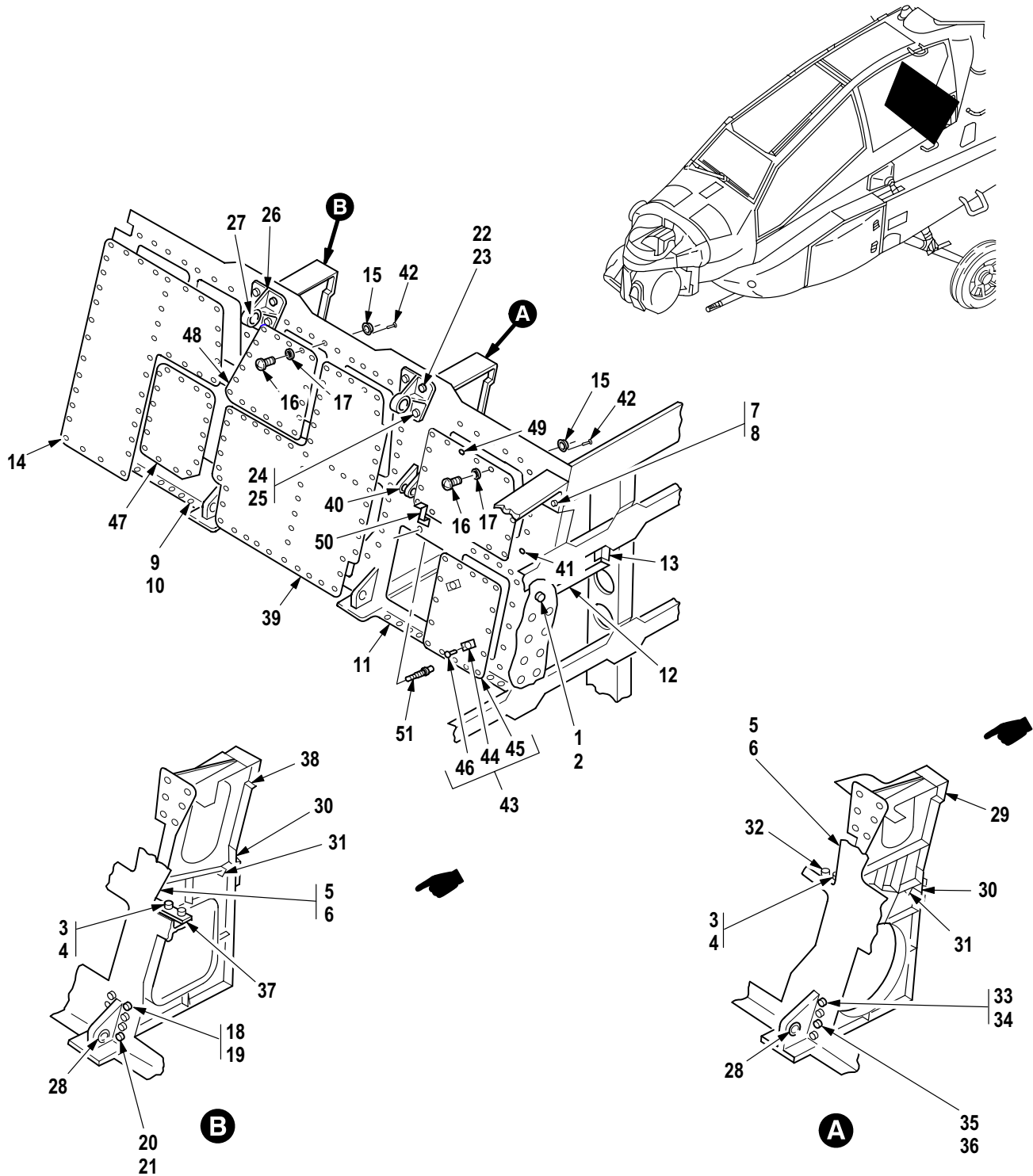
(1) ITEM NO.	(2) SMR CODE	(3) CAGE	(4) PART NUMBER	(5) DESCRIPTION AND USABLE ON CODE (UOC)	(6) QTY
				Group 02 Airframe Fig. 66 Support Installation, Ammunition Chute (Part 1)	
1	XCFFF	02731	7-31 1113550	• Support Instl Assy	1
2	PAFZZ	02731	HS4153-02	•• Nut, Self-Locking, PI	2
3	XDFZZ	02731	7-31 1113550-13	•• Support	1
4	MFFZZ	02731	7-31 1113550-11	•• Spacer	4
5	XDFZZ	02731	7-31 1113550-15	•• Support	1
6	PAFZZ	96906	MS21086L3	•• Nut, Self-Locking, PI	3
7	XDFZZ	02731	7-31 1113550-5	•• Support	1
8	XDFZZ	02731	7-31 1113550-7	•• Support	2
9	PAFZZ	80205	MS21075L3E	•• Nut, Self-Locking, PI	5
10	PAFZZ	02731	HS4152-02	•• Nut, Self-Locking, PI	10
11	PAFZZ	02731	HS5435-0305	•• Rivet, Blind	8
12	PAFZZ	02731	HS5435-0303	•• Rivet, Blind	8
13	PAFZZ	02731	HS5435-0306	•• Rivet, Blind	2
14	PAFZZ	02731	HS5435-0302	•• Rivet, Blind	6
15	PAFZZ	99551	2881003-4	•• Rivet, Solid	12
16	PAFZZ	88044	AN960KD616	•• Washer, Flat	1
END OF FIGURE					



M09-1348

Figure 66A. Group 02 Support Installation, Ammunition Chute (Part 2)

(1) ITEM NO.	(2) SMR CODE	(3) CAGE	(4) PART NUMBER	(5) DESCRIPTION AND USABLE ON CODE (UOC)	(6) QTY
				Group 02 Airframe Fig. 66A Support Installation, Ammunition Chute (Part 2)	
1	XCFFF	02731	7-31 1113560	• Support Instl Assy	1
2	PAFZZ	80205	MS21075L3E	•• Nut, Self-Locking, Pl	4
3	PAFZZ	02731	HS4152-02	•• Nut, Self-Locking, Pl	13
4	MFFZZ	02731	7-31 1113560-5	•• Spacer	4
5	MFFZZ	02731	7-31 1113560-7	•• Spacer	4
6	PAFZZ	80205	NAS1195DD3XM	•• Nut Spacer, Plate	1
7	PAFZZ	80205	NAS1195DD3XH	•• Nut Spacer, Plate	1
8	PAFZZ	02731	7-31 1113560-9	•• Shim	1
9	PAFZZ	02731	HS5435-0303	•• Rivet, Blind	9
10	PAFZZ	02731	HS4153-02E	•• Nut, Self-Locking, Pl	2
11	PAFZZ	02731	HS5435-0305	•• Rivet, Blind	8
12	PAFZZ	99551	2881003-4	•• Rivet, Solid	16
13	PAFZZ	02731	HS5435-0309	•• Rivet, Blind	2
14	PAFZZ	02731	HS5435-0307	•• Rivet, Blind	2
15	PAFZZ	02731	HS5435-0310	•• Rivet, Blind	2
16	PAFZZ	02731	HS5435-0308	•• Rivet, Blind	2
END OF FIGURE					

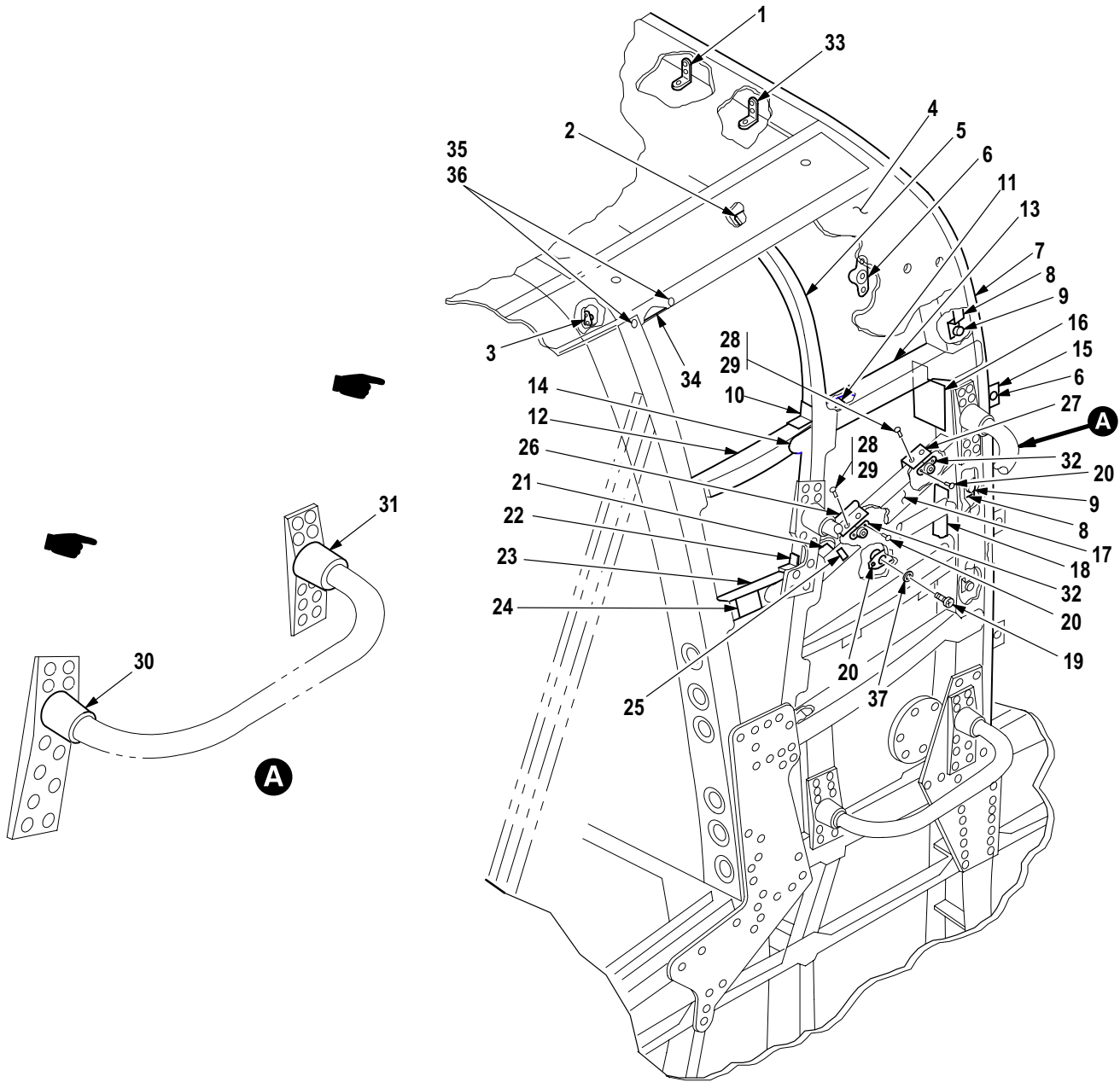


M09-774E

Figure 67. Group 02 Bulkhead Installation, Canted (Pilot)
7-31 1113160

(1) ITEM NO.	(2) SMR CODE	(3) CAGE	(4) PART NUMBER	(5) DESCRIPTION AND USABLE ON CODE (UOC)	(6) QTY
				Group 02 Airframe Fig. 67 Bulkhead Installation, Canted (Pilot) 7-31 1113160	
1	PAOZZ	73197	HLT412TB-5-4	• Pin-Rivet, Threaded	1
2	PAOZZ	73197	HL86-5	• Collar, Pin-Rivet, Th	1
3	PAOZZ	02731	HS5602-6-3	• Pin-Rivet, Threaded	12
4	PAOZZ	02731	HS5581-6	• Collar, Pin-Rivet, Th	12
5	PAOZZ	02731	HS5602-6-4	• Pin-Rivet, Threaded	4
6	PAOZZ	02731	HS5581-6	• Collar, Pin-Rivet, Th	4
7	PAOZZ	02731	HS5603-6-3	• Pin-Rivet, Threaded	4
8	PAOZZ	02731	HS5583-6	• Collar, Pin-Rivet, T	4
9	PAOZZ	02731	HS5602-5-3	• Pin-Rivet, Threaded	59
10	PAOZZ	02731	HS5581-5	• Collar, Pin-Rivet, Th	59
11	XCOOO	02731	7-31 1113160-55	• Frame Assy	1
12	XDOZZ	02731	7-31 1113160-7	•• Channel	1
13	MOOZZ	02731	7-31 1113160-9	•• Clip	1
14	XDOZZ	02731	7-31 1113160-25	•• Cover	1
15	PAOZZ	80205	MS21075L3E	•• Nut, Self-Locking, Pl	67
16	PAOZZ	80205	NAS623-3-2	•• Screw, Machine	54
17	PAOZZ	88044	AN960JD10L	•• Washer, Flat	54
18	PAOZZ	02731	HS5603-6-4	•• Pin-Rivet, Threaded	20
19	PAOZZ	02731	HS5583-6	•• Collar, Pin-Rivet, T	20
20	PAOZZ	02731	HS5603-6-5	•• Pin-Rivet, Threaded	4
21	XDOZZ	02731	HS5583-6	•• Collar, Pin-Rivet, T	4
22	PAOZZ	02731	HS5603-8-8	•• Pin-Rivet, Threaded	4
23	PAOZZ	02731	HS5583-8	•• Collar, Pin-Rivet, Th	4
24	PAOZZ	02731	HS5603-6-6	•• Pin-Rivet, Threaded	4
25	PAOZZ	02731	HS5583-6	•• Collar, Pin-Rivet, T	4
26	PAFFF	02731	7-31 1113590	•• Fitting Assy, Seat	2
27	PAFZZ	02731	HS4157-6	••• Bearing, Plain, Self-	2
28	PAOZZ	02731	HS4157-5	•• Bearing, Plain, Self-	2
29	PBOZZ	02731	7-31 1113114-3	•• Fitting, Backup, Bulk	1
30	MOOZZ	02731	7-31 1113160-15	•• Strap	2
31	MOOZZ	02731	7-31 1113160-41	•• Shim	2
32	PAOZZ	02731	7-31 1113160-17	•• Clip, Bulkhead Insta	1
33	PAOZZ	02731	HS5603-6-8	•• Pin-Rivet, Threaded	4
34	XDOZZ	02731	HS5583-6	•• Collar, Pin-Rivet, T	4
35	PAOZZ	02731	HS5603-6-9	•• Pin-Rivet, Threaded	4
36	XDOZZ	02731	HS5583-6	•• Collar, Pin-Rivet, T	4
37	PAOZZ	02731	7-31 1113160-13	•• Clip, Bulkhead Insta	1
38	PBOZZ	02731	7-31 1113115	•• Fitting, Backup, Bulk	1
39	XDOZZ	02731	7-31 1113160-19	•• Cover	1
40	PAOZZ	02731	HS606A3-6	•• Bushing, Sleeve	2
41	PAOZZ	02731	HS4153-02	•• Nut, Self-Locking, Pl	1
42	PAOZZ	02731	HS5435-0302	•• Rivet, Blind	136
43	PBOOO	02731	7-31 1113160-53	•• Cover, Access	1
44	PAOZZ	80205	MS21075L3E	••• Nut, Self-Locking, Pl	3
45	MOOZZ	02731	7-31 1113160-51	••• Cover	1
46	PAOZZ	02731	HS5435-0302	••• Rivet, Blind	5
47	XDOZZ	02731	7-31 1113160-3	• Cover	1
48	XDOZZ	02731	7-31 1113160-5	• Cover	1
49	XDOZZ	02731	7-31 1113160-21	• Cover	1

(1) ITEM NO.	(2) SMR CODE	(3) CAGE	(4) PART NUMBER	(5) DESCRIPTION AND USABLE ON CODE (UOC)	(6) QTY
50	MOOZZ	02731	7-31 1113160-61	• Bracket (Usbl Eff 88-0200 and Subs)	1
51	PAOZZ	81349	M83454/02-AA206	• Terminal, Stud (Usbl Eff 88-0200 and Subs)	1
END OF FIGURE					



M09-1119F

Figure 68. Group 02 Structure Installation Assembly,
Upper Pilot Bulkhead (Left Side) (Part 1)
7-31 1113490-603

(1) ITEM NO.	(2) SMR CODE	(3) CAGE	(4) PART NUMBER	(5) DESCRIPTION AND USABLE ON CODE (UOC)	(6) QTY
				Group 02 Airframe Fig. 68 Structure Installation Assembly, Upper Pilot Bulkhead (Left Side) (Part 1) 7-31 1113490-603	
1	XDOZZ	02731	7-31 1113490-153	• Bracket	1
2	XDFZZ	02731	7-31 1113490-51	• Shim	1
3	PAOZZ	96906	MS21061L5	• Nut, Self-Locking, Pl	2
4	XDFZZ	02731	7-31 1113490-3	• Skin	1
5	XCOFF	02731	7-31 1113300	• Bulkhead Instl (See Fig. 72 for Breakdown)	1
6	PAOZZ	02731	HS4430-1	• Receptacle, Turnlock	4
7	XDFZZ	02731	7-31 1113490-157	• Frame	1
8	PAOOO	02731	7-31 1113490-1 13	• Bracket Assy, Bulkhe	2
9	PAOZZ	80205	MS21075L3E	• Nut, Self-Locking, Pl	1
10	XDFZZ	02731	7-31 1113490-43	• Clip	1
11	XDOZZ	02731	7-31 1113490-125	• Clip	1
12	XDFZZ	02731	7-31 1113490-21	• Intercostal	1
13	XDFZZ	02731	7-31 1113490-23	• Intercostal	1
14	XDFZZ	02731	7-31 1113490-103	• Angle	1
15	XDFZZ	02731	7-31 1113490-89	• Clip	1
16	XDOZZ	02731	7-31 1113490-1 19	• Plate	1
17	XDFZZ	02731	7-31 1113490-19	• Intercostal	1
18	XDOZZ	02731	7-31 1113490-159	• Bracket	1
19	PAOZZ	80205	NAS6703D1	• Bolt, Shear	2
20	PAFZZ	02731	HS5435-0302	• Rivet, Blind	12
21	XDOZZ	02731	7-31 1113490-133	• Clip	1
22	XDOZZ	02731	7-31 1113490-139	• Clip	1
23	XDFZZ	02731	7-31 1113490-17	• Intercostal	1
24	XDFZZ	02731	7-31 1113490-147	• Filler	1
25	XDFZZ	02731	HS195-080001	• Shim, Tapered	1
26	XDFZZ	02731	7-31 1113490-65	• Clip	1
27	XDFZZ	02731	7-31 1113490-63	• Angle	1
28	PAOZZ	02731	HS5604-5-3	• Pin-Rivet, Threaded	4
29	PAOZZ	02731	HS5614-5	• Collar, Pin-Rivet, Th	4
30	PAFZZ	02731	7-31 1113354	• Socket, Footstep	1
31	PAFZZ	02731	7-31 1113353	• Socket, Footstep	1
32	PAOZZ	80205	MS21059L3	• Nut, Self-Locking, Pl	2
33	PAOZZ	02731	HS4591-1D7-12	• Bracket, Angle	1
34	PAOZZ	02731	7-31 1113490-155	• Spacer, Plate	1
35	PAOZZ	02731	HS5603-5-4	• Pin-Rivet, Threaded	8
36	PAOZZ	02731	HS5583-5	• Collar, Pin-Rivet, Th	8
37	PAOZZ	88044	AN960JD10LL	• Washer, Flat	2
END OF FIGURE					

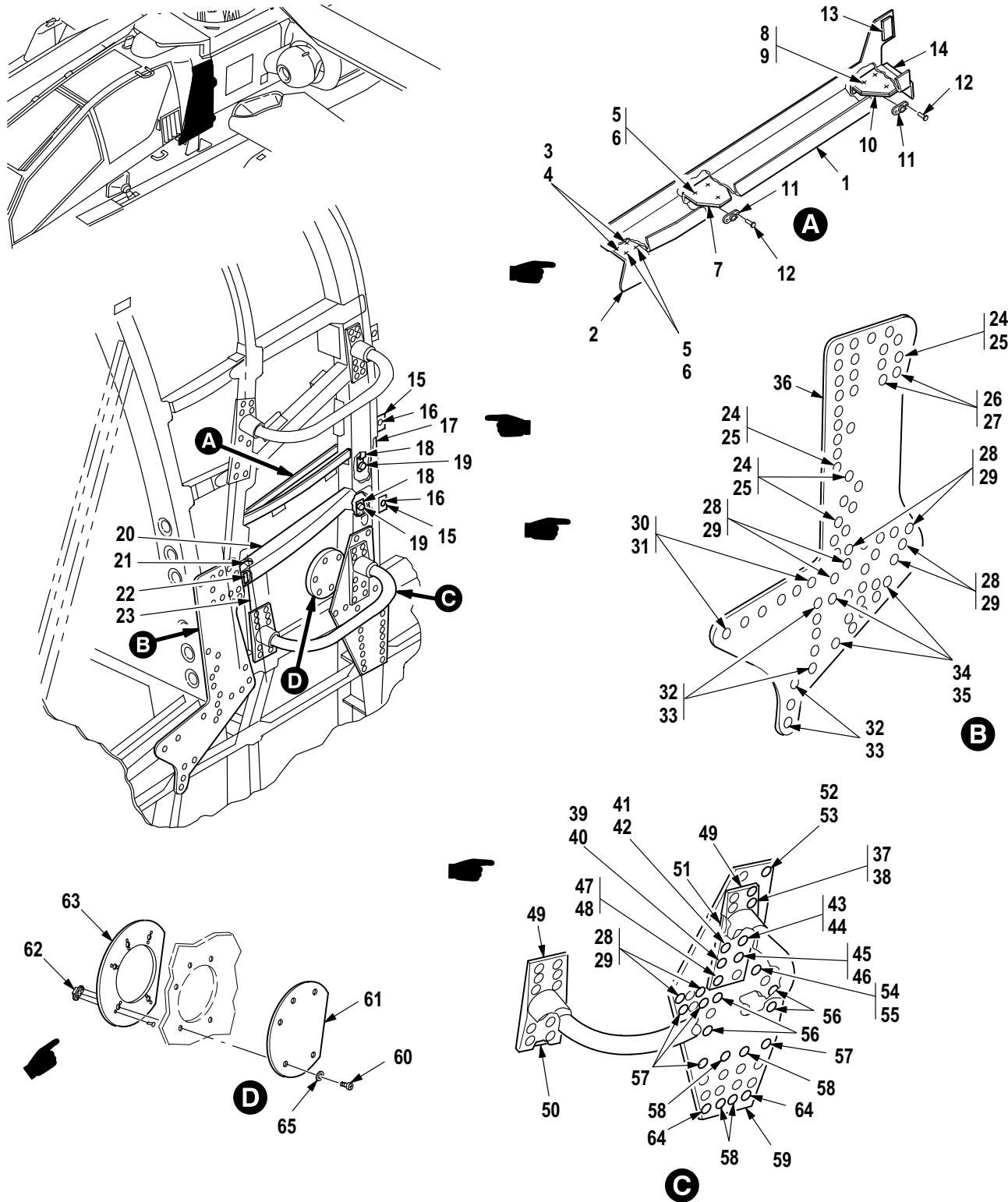


Figure 69. Group 02 Structure Installation Assembly,
Upper Pilot Bulkhead (Left Side) (Part 2)
7-31 1113490-603

(1) ITEM NO.	(2) SMR CODE	(3) CAGE	(4) PART NUMBER	(5) DESCRIPTION AND USABLE ON CODE (UOC)	(6) QTY
				Group 02 Airframe Fig. 69 Structure Installation Assembly, Upper Pilot Bulkhead (Left Side) (Part 2) 7-31 1113490-603	
1	XDFZZ	02731	7-31 1113490-55	• Intercostal	1
2	XDFZZ	02731	7-31 1113490-45	• Clip	1
3	PAOZZ	02731	HS5604-5-2	• Pin-Rivet, Threaded	2
4	PAOZZ	02731	HS5614-5	• Collar, Pin-Rivet, Th	2
5	PAOZZ	02731	HS5604-5-3	• Pin-Rivet, Threaded	5
6	PAOZZ	02731	HS5614-5	• Collar, Pin-Rivet, Th	5
7	XDFZZ	02731	7-31 1113490-57	• Angle	1
8	PAOZZ	02731	HS5604-5-4	• Pin-Rivet, Threaded	2
9	PAOZZ	02731	HS5614-5	• Collar, Pin-Rivet, Th	2
10	XDFZZ	02731	7-31 1113490-59	• Angle	1
11	PAOZZ	80205	MS21059L3	• Nut, Self-Locking, Pl	2
12	PAFZZ	02731	HS5435-0302	• Rivet, Blind	16
13	XDFZZ	02731	7-31 1113490-53	• Shim	1
14	XDFZZ	02731	7-31 1113490-61	• Angle	1
15	XDFZZ	02731	7-31 1113490-89	• Clip	2
16	PAOZZ	02731	HS4430-1	• Receptacle, Turnlock	2
17	XDFZZ	02731	7-31 1113490-79	• Support	1
18	PAOOO	02731	7-31 1113490-1 13	• Bracket Assy, Bulkhe	2
19	PAOZZ	80205	MS21075L3E	• Nut, Self-Locking, Pl	1
20	XDFZZ	02731	7-31 1113490-15	• Intercostal	1
21	XDOZZ	02731	7-31 1113490-137	• Clip	1
22	XDFZZ	02731	HS195-080001	• Shim, Tapered	1
23	XDFZZ	02731	7-31 1113490-105	• Channel	1
24	PAOZZ	02731	HS5603-5-5	• Pin-Rivet, Threaded	24
25	PAOZZ	02731	HS5583-5	• Collar, Pin-Rivet, Th	24
26	PAOZZ	02731	HS5603-5-6	• Pin-Rivet, Threaded	2
27	PAOZZ	02731	HS5583-5	• Collar, Pin-Rivet, Th	2
28	PAOZZ	02731	HS5603-6-5	• Pin-Rivet, Threaded	15
29	PAOZZ	02731	HS5583-6	• Collar, Pin-Rivet, T	15
30	PAOZZ	02731	HS5603-6-4	• Pin-Rivet, Threaded	6
31	PAOZZ	02731	HS5583-6	• Collar, Pin-Rivet, T	6
32	PAOZZ	02731	HS5602-5-4	• Pin-Rivet, Threaded	2
33	PAOZZ	02731	HS5582-5	• Collar, Pin-Rivet, Th	2
34	PAOZZ	02731	HS5603-5-3	• Pin-Rivet, Threaded	12
35	PAOZZ	02731	HS5583-5	• Collar, Pin-Rivet, Th	12
36	XDFZZ	02731	7-31 1113490-1 1	• Doubler	1
37	PAOZZ	02731	HS5602-5-9	• Pin-Rivet, Threaded	2
38	PAOZZ	02731	HS5581-5	• Collar, Pin-Rivet, Th	2
39	PAOZZ	02731	HS5602-5-1 1	• Pin-Rivet, Threaded	3
40	PAOZZ	02731	HS5581-5	• Collar, Pin-Rivet, Th	3
41	PAOZZ	02731	HS5602-5-12	• Pin-Rivet, Threaded	1
42	PAOZZ	02731	HS5581-5	• Collar, Pin-Rivet, Th	1
43	PAOZZ	02731	HS5605-5-10	• Pin-Rivet, Threaded	1
44	PAOZZ	02731	HS5581-5	• Collar, Pin-Rivet, Th	1
45	PAOZZ	02731	HS5605-5-1 1	• Pin-Rivet, Threaded	1
46	PAOZZ	02731	HS5581-5	• Collar, Pin-Rivet, Th	1
47	PAOZZ	02731	HS5605-5-8	• Pin-Rivet, Threaded	2
48	PAOZZ	02731	HS5581-5	• Collar, Pin-Rivet, Th	2

(1) ITEM NO.	(2) SMR CODE	(3) CAGE	(4) PART NUMBER	(5) DESCRIPTION AND USABLE ON CODE (UOC)	(6) QTY
49	PAFZZ	02731	7-31 1113352	• Socket, Footstep	1
50	XDFZZ	02731	HS195-1 10001	• Shim, Tapered	1
51	XDFZZ	02731	7-31 1113490-107	• Radius Filler	1
52	PAOZZ	02731	HS5602-5-6	• Pin-Rivet, Threaded	2
53	PAOZZ	02731	HS5581-5	• Collar, Pin-Rivet, Th	2
54	PAOZZ	02731	HS5605-6-5	• Pin-Rivet, Threaded	1
55	PAOZZ	02731	HS5581-6	• Collar, Pin-Rivet, Th	1
56	PAOZA	02731	HS5450-08-09	• Rivet, Blind (Oversize Rivet for P/N HS5477-06-9)	6
56	PAOZZ	02731	HS5477-06-9	• Rivet, Blind (Oversize Rivet for P/N PLT254-6-9)	6
56	PAOZA	92215	PLT254-6-9	• Rivet, Blind	6
57	PAOZZ	02731	HS5450-06-06	• Rivet, Blind	7
57	PAOZZ	02731	HS5477-06-6	• Rivet, Blind (Oversize Rivet for P/N HS5450-06-06)	7
58	PAOZZ	02731	HS5450-05-09	• Rivet, Blind	8
59	XDOZZ	02731	7-31 1113490-143	• Doubler	1
60	PAFZZ	80205	NAS623-3-2	• Screw, Machine	5
61	XDFZZ	02731	7-31 1113490-99	• Cover Plate	1
62	PAOZZ	80205	MS21075L3E	• Nut, Self-Locking, Pl	8
63	XDFZZ	02731	7-31 1113490-101	• Doubler	1
64	PAOZZ	02731	HS5450-06-05	• Rivet, Blind	4
64	PAOZZ	02731	HS5477-06-5	• Rivet, Blind (Oversize Rivet for P/N HS5450-06-05)	5
64	XDOZZ	92215	PLT254-8-5	• Rivet, Blind (Oversize Rivet for P/N HS5477-06-5)	1
65	PAOZZ	88044	AN960JD10LL	• Washer, Flat	5
END OF FIGURE					

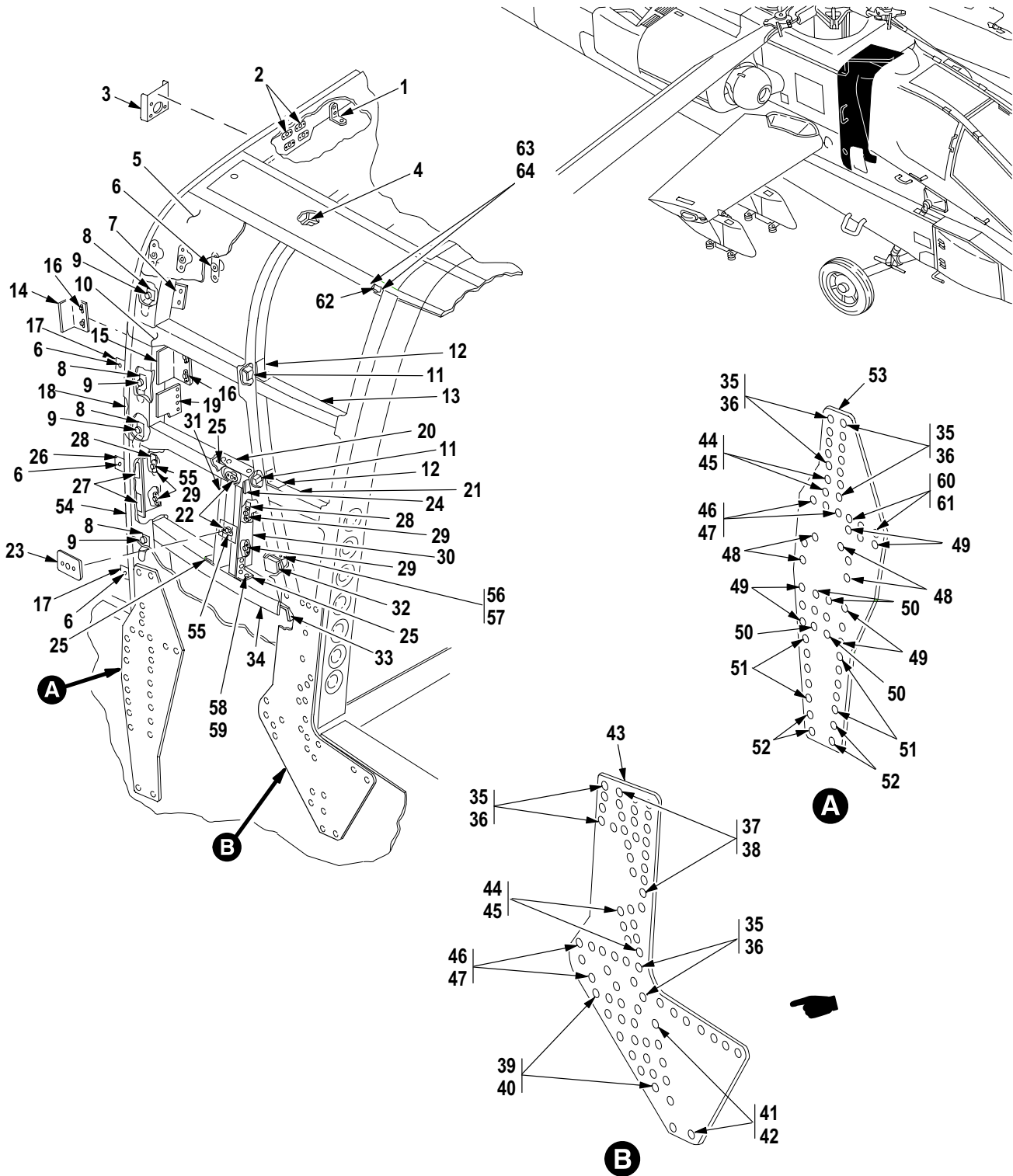
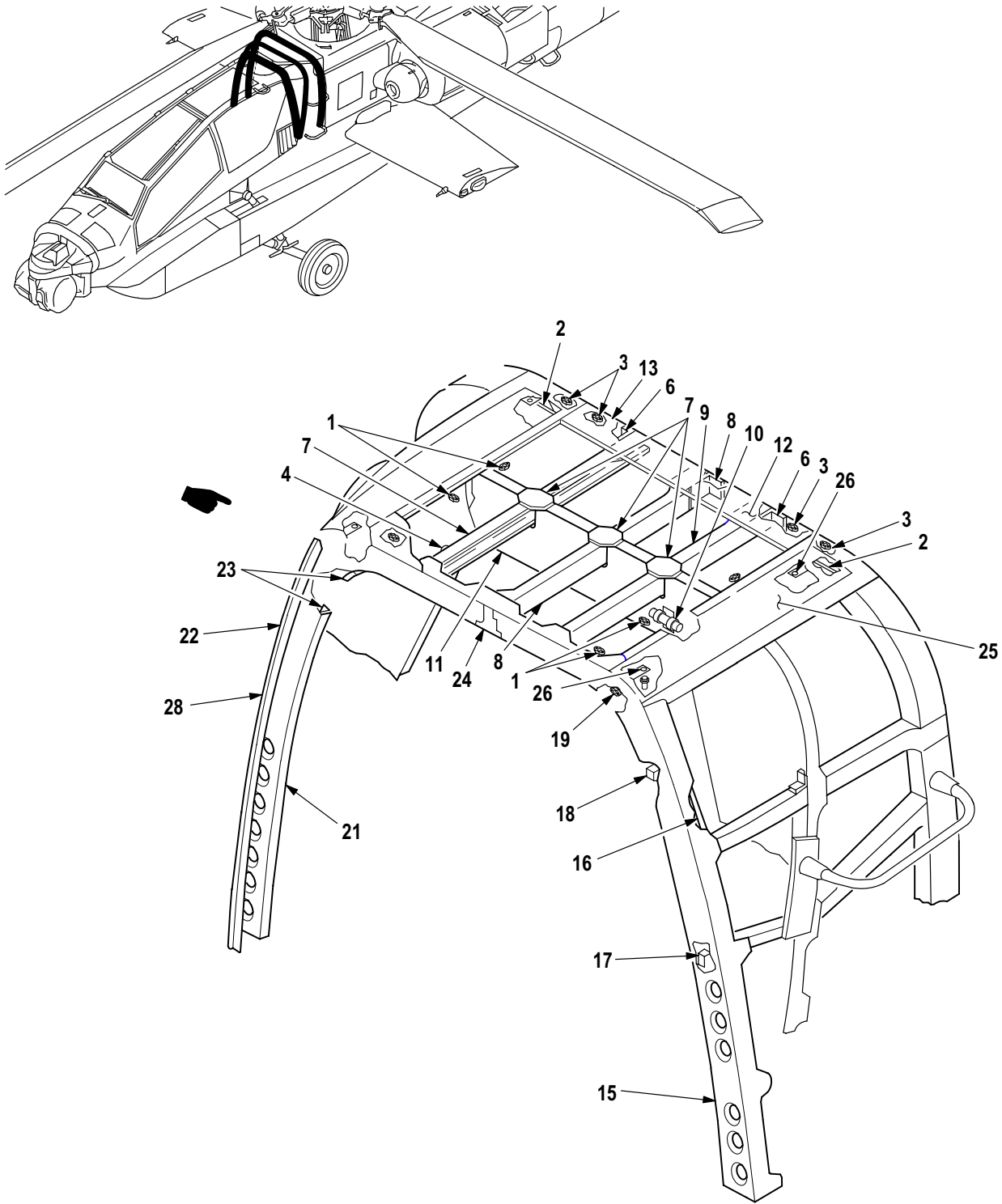


Figure 70. Group 02 Structure Installation Assembly, Upper Pilot Bulkhead (Right Side)
7-31 1113490-603

(1) ITEM NO.	(2) SMR CODE	(3) CAGE	(4) PART NUMBER	(5) DESCRIPTION AND USABLE ON CODE (UOC)	(6) QTY
				Group 02 Airframe Fig. 70 Structure Installation Assembly, Upper Pilot Bulkhead (Right Side) 7-31 1113490-603	
1	XDOZZ	02731	7-31 1113490-153	• Bracket	1
2	PAOZZ	96906	MS21076L06	• Nut, Self-Locking, PI	4
3	XDOZZ	02731	7-31 1113490-141	• Bracket	1
4	XDFZZ	02731	7-31 1113490-51	• Shim	1
5	XDFZZ	02731	7-31 1113490-4	• Skin	1
6	PAOZZ	02731	HS4430-1	• Receptacle, Turnlock	6
7	XDOZZ	02731	7-31 1113490-121	• Plate	1
8	PAOOO	02731	7-31 1113490-1 13	• Bracket Assy, Bulkhe	4
9	PAOZZ	80205	MS21075L3E	• Nut, Self-Locking, PI	1
10	XDFZZ	02731	7-31 1113490-24	• Intercostal	1
11	XDOZZ	02731	7-31 1113490-126	• Clip	2
12	XDFZZ	02731	7-31 1113490-44	• Clip	2
13	XDFZZ	02731	7-31 1113490-22	• Intercostal	1
14	XDFZZ	02731	7-31 1113490-83	• Support	1
15	XDFZZ	02731	7-31 1113490-81	• Support	1
16	PAOZZ	80205	MS21075L3E	• Nut, Self-Locking, PI	4
17	XDFZZ	02731	7-31 1113490-89	• Clip	2
18	XDFZZ	02731	7-31 1113490-80	• Support	1
19	XDOZZ	02731	7-31 1113490-148	• Plate	1
20	XDFZZ	02731	7-31 1113490-20	• Intercostal	1
21	XDFZZ	02731	7-31 1113490-18	• Intercostal	1
22	PAOZZ	96906	MS21075L4E	• Nut, Self-Locking, PI	2
23	XDFZZ	02731	7-31 1113490-77	• Doubler	1
24	XDFZZ	02731	7-31 1113490-71	• Angle	1
25	XDFZZ	02731	7-31 1113490-69	• Angle	3
26	XDFZZ	02731	7-31 1113490-87	• Clip	1
27	XDFZZ	02731	7-31 1113490-73	• Shim	2
28	XDFZZ	02731	7-31 1113490-75	• Radius Block	2
29	PAOZZ	96906	MS21059L4	• Nut, Self-Locking, PI	4
30	XDFZZ	02731	7-31 1113490-67	• Support	1
31	XDFZZ	02731	7-31 1113490-47	• Support	1
32	XDFZZ	02731	7-31 1113490-46	• Clip	1
33	XDOZZ	02731	7-31 1113490-135	• Clip	1
34	XDFZZ	02731	7-31 1113490-41	• Intercostal	1
35	PAOZZ	02731	HS5603-5-6	• Pin-Rivet, Threaded	15
36	PAOZZ	02731	HS5583-5	• Collar, Pin-Rivet, Th	15
37	PAOZZ	02731	HS5603-5-5	• Pin-Rivet, Threaded	24
38	PAOZZ	02731	HS5583-5	• Collar, Pin-Rivet, Th	24
39	PAOZZ	02731	HS5603-5-3	• Pin-Rivet, Threaded	16
40	PAOZZ	02731	HS5583-5	• Collar, Pin-Rivet, Th	16
41	PAOZZ	02731	HS5603-5-4	• Pin-Rivet, Threaded	7
42	PAOZZ	02731	HS5583-5	• Collar, Pin-Rivet, Th	7
43	XDFZZ	02731	7-31 1113490-13	• Doubler	1
44	PAOZZ	02731	HS5605-5-6	• Pin-Rivet, Threaded	2
45	PAOZZ	02731	HS5581-5	• Collar, Pin-Rivet, Th	2
46	PAOZZ	02731	HS5605-6-5	• Pin-Rivet, Threaded	3
47	PAOZZ	02731	HS5581-6	• Collar, Pin-Rivet, Th	3
48	PAOZA	02731	HS5450-08-09	• Rivet, Blind (Oversize Rivet for P/N HS5477-06-9)	6

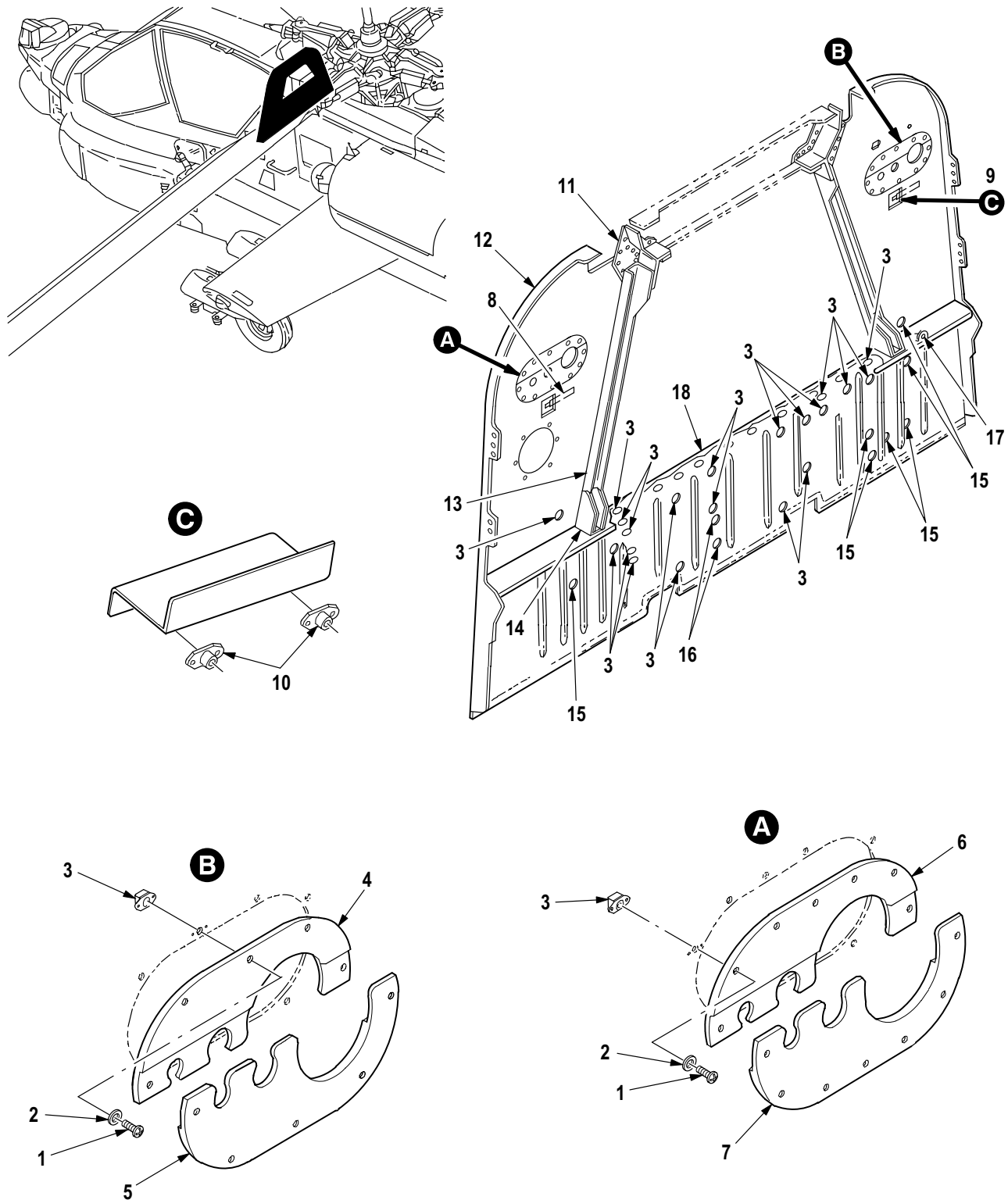
(1) ITEM NO.	(2) SMR CODE	(3) CAGE	(4) PART NUMBER	(5) DESCRIPTION AND USABLE ON CODE (UOC)	(6) QTY
48	PAOZZ	02731	HS5477-06-9	• Rivet, Blind (Oversize Rivet for P/N PLT254-6-9)	6
48	PAOZA	92215	PLT254-6-9	• Rivet, Blind	6
49	PAOZZ	02731	HS5450-06-06	• Rivet, Blind	9
49	PAOZZ	02731	HS5477-06-6	• Rivet, Blind (Oversize Rivet for P/N HS5450-06-06)	9
49	PAOZA	92215	PLT254-8-6	• Rivet, Blind (Oversize Rivet for P/N HS5477-06-6)	6
50	PAOZZ	02731	HS5450-05-09	• Rivet, Blind	6
51	PAOZZ	02731	HS5450-06-04	• Rivet, Blind	4
51	PAOZZ	02731	HS5477-06-4	• Rivet, Blind (Oversize Rivet for P/N HS5450-06-04)	20
51	PAOZZ	92215	PLT254-8-4	• Rivet, Blind (Oversize Rivet for P/N HS5477-06-4)	10
52	PAOZZ	02731	HS5450-06-05	• Rivet, Blind	1
52	PAOZZ	02731	HS5477-06-5	• Rivet, Blind (Oversize Rivet for P/N HS5450-06-05)	4
52	XDOZZ	92215	PLT254-8-5	• Rivet, Blind (Oversize Rivet for P/N HS5477-06-5)	10
53	XDOZZ	02731	7-31 1113490-145	• Doubler	1
54	XDFZZ	02731	7-31 1113490-158	• Frame (Usbl Eff 88-0200 and Subs)	1
55	PAFZZ	02731	HS5435-0302	• Rivet, Blind	4
56	PAOZZ	02731	HS5604-5-2	• Pin-Rivet, Threaded	4
57	PAOZZ	02731	HS5614-5	• Collar, Pin-Rivet, Th	4
58	PAOZZ	02731	HS5604-5-3	• Pin-Rivet, Threaded	12
59	PAOZZ	02731	HS5614-5	• Collar, Pin-Rivet, Th	12
60	PAOZZ	02731	HS5603-6-5	• Pin-Rivet, Threaded	3
61	PAOZZ	02731	HS5583-6	• Collar, Pin-Rivet, T	3
62	PAOZZ	02731	7-31 1113490-155	• Spacer, Plate	1
63	PAOZZ	02731	HS5602-5-4	• Pin-Rivet, Threaded	2
64	PAOZZ	02731	HS5582-5	• Collar, Pin-Rivet, Th	2
END OF FIGURE					



M09-1121E

Figure 71. Group 02 Structure Installation Assembly, Upper Pilot Bulkhead (Top)
7-31 1113490-603

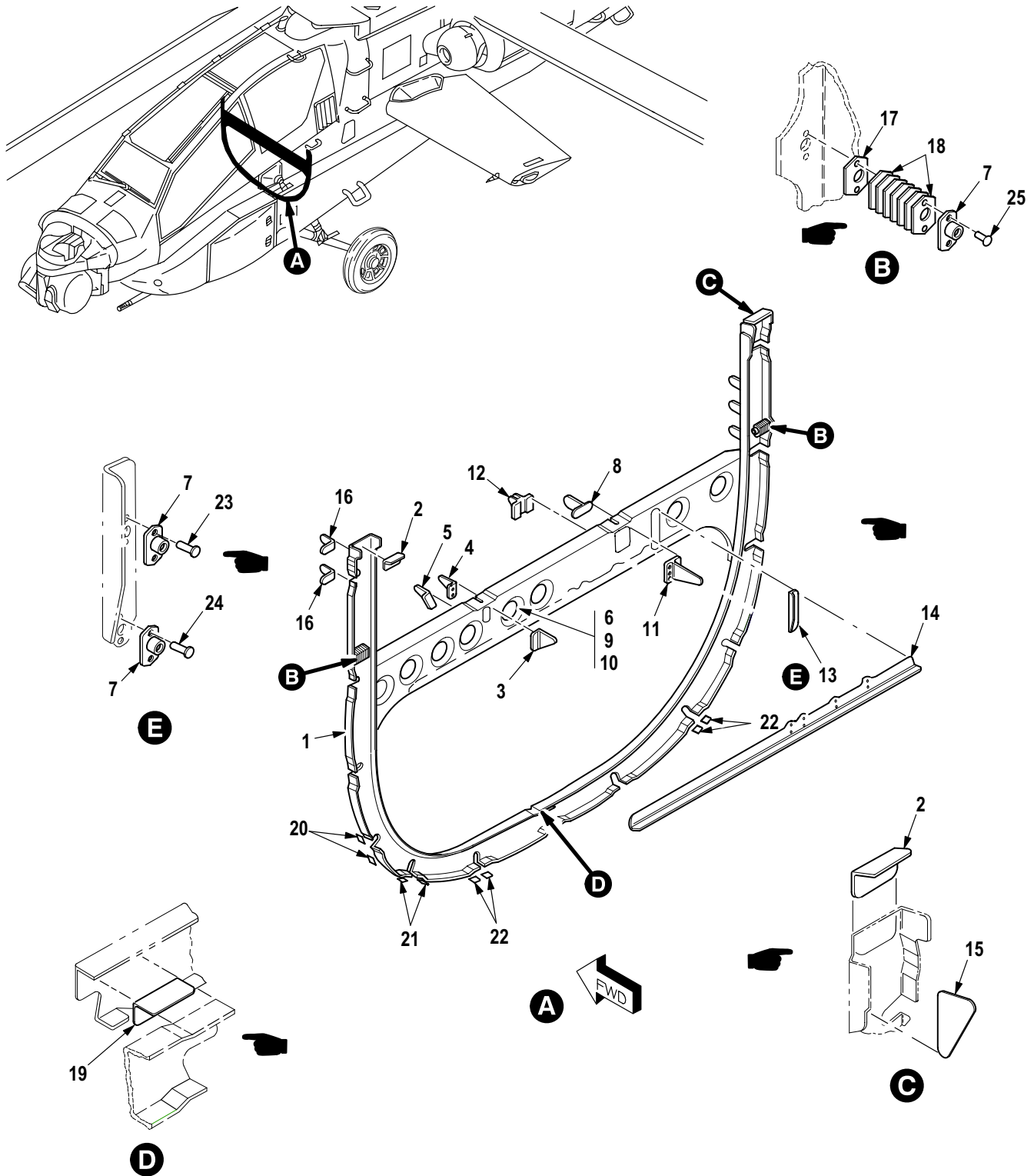
(1) ITEM NO.	(2) SMR CODE	(3) CAGE	(4) PART NUMBER	(5) DESCRIPTION AND USABLE ON CODE (UOC)	(6) QTY
				Group 02 Airframe Fig. 71 Structure Installation Assembly, Upper Pilot Bulkhead (Top) 7-31 1113490-603	
1	PAOZZ	02731	HS4430-1	• Receptacle, Turnlock	6
2	XDFZZ	02731	7-31 1113490-35	• Shim	2
3	PAOZZ	80205	MS21075L3E	• Nut, Self-Locking, PI	3
4	PAOZZ	02731	HS4592-2D6-10	• Bracket, Angle	1
5	XDFZZ	02731	7-31 1113490-31	• Splice Plate	3
6	XDFZZ	02731	7-31 1113490-37	• Clip	3
7	XDFZZ	02731	7-31 1113490-26	• Intercostal	1
8	XDFZZ	02731	7-31 1113490-27	• Intercostal	1
9	XDFZZ	02731	7-31 1113490-25	• Intercostal	1
10	PAFZZ	02731	7-31 1113145	• Tee, Hose	1
11	XDFZZ	02731	7-31 1113490-29	• Support	1
12	XDFZZ	02731	7-31 1113490-151	• Skin	1
13	XDFZZ	02731	7-31 1113490-85	• Support	1
14	XCFFF	02731	7-31 1113151-1	• Frame Instl/Assy (Not Illustrated-Installation Drawing)	1
15	XDFZZ	02731	7-31 1113151-3	•• Frame	1
16	XDFZZ	02731	7-31 1113151-5	•• Stiffener	1
17	PAOZZ	88044	AN743Z13	•• Bracket, Angle	1
18	PAOZZ	02731	HS4592-1D6-6	•• Bracket, Angle	1
19	PAFZZ	96906	MS21051L3	•• Nut, Self-Locking, PI	1
20	XCFFF	02731	7-31 1113151-2	• Frame Instl/Assy (Not Illustrated-Installation Drawing)	1
21	XDFZZ	02731	7-31 1113151-4	•• Frame	1
22	XDFZZ	02731	7-31 1113151-6	•• Stiffener	1
23	PAOZZ	02731	HS4592-1D6-6	•• Bracket, Angle	2
24	XDFZZ	02731	7-31 1113151-7	•• Doubler	1
25	XDFFF	02731	7-21 1113152-1 1	• Bow Attach Ftg LH	1
25	XDFFF	02731	7-21 1113152-12	• Bow Attach Ftg RH	1
26	PAOZZ	80205	NAS1395-6	•• Insert, Screw Thread	2
27	XCFFF	02731	7-31 1113154	Bumper Instl (Not Illustrated-Installation Drawing)	1
28	XDFZZ	02731	7-31 1113154-3	• Bumper	1
END OF FIGURE					



M09-1122C

Figure 72. Group 02 Bulkhead Installation Assembly, Pilot
7-31 1113300

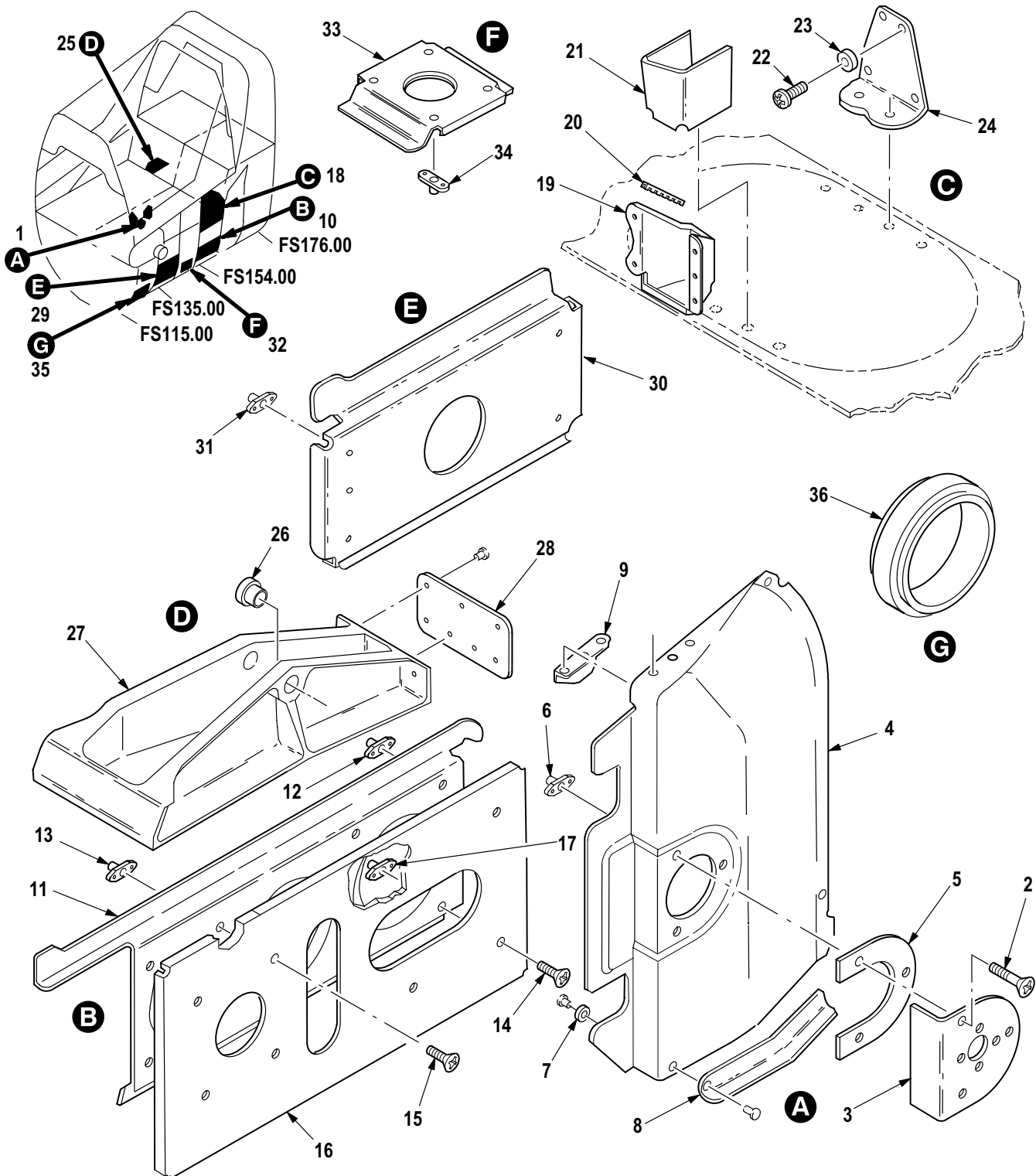
(1) ITEM NO.	(2) SMR CODE	(3) CAGE	(4) PART NUMBER	(5) DESCRIPTION AND USABLE ON CODE (UOC)	(6) QTY
				Group 02 Airframe Fig. 72 Bulkhead Installation Assembly, Pilot 7-31 1113300 See Fig. 68 for NHA	
1	PAOZZ	80205	NAS1403-2	• Screw, Machine	20
2	PAOZZ	88044	AN960JD10L	• Washer, Flat	20
3	PAOZZ	80205	MS21075L3E	• Nut, Self-Locking, PI	47
4	XDOZZ	02731	7-31 1113300-15	• Plate, Upper LH	1
5	XDOZZ	02731	7-31 1113300-13	• Plate, Lower LH	1
6	XDOZZ	02731	7-31 1113300-19	• Plate, Upper RH	1
7	XDOZZ	02731	7-31 1113300-17	• Plate, Lower RH	1
8	PAOZZ	02731	7-31 1113300-11	• Bracket, Bulkhead	1
9	PAOOO	02731	7-31 1113300-23	• Bracket Assembly, Re	1
10	PAOZZ	96906	MS21069L3	• Nut, Self-Locking, PI	2
11	XDFZZ	02731	7-21 1113301-5	• Fitting LH	1
11	XDFZZ	02731	7-21 1113301-6	• Fitting RH	1
12	XDFZZ	02731	7-31 1113300-27	• Frame RH	1
12	XDFZZ	02731	7-31 1113300-3	• Frame LH	1
13	XDFZZ	02731	7-31 1113300-7	• Support LH	1
13	XDFZZ	02731	7-31 1113300-8	• Support RH	1
14	XDFZZ	02731	7-31 1113300-10	• Bracket RH	1
14	XDFZZ	02731	7-31 1113300-9	• Bracket LH	1
15	PAOZZ	96906	MS21069L3	• Nut, Self-Locking, PI	9
16	PAOZZ	80205	MS21075L06N	• Nut, Self-Locking, PI	2
17	PAOZZ	02731	HS4592-2D6-6	• Bracket, Angle	1
18	XDFZZ	02731	7-31 1113300-5	• Web	1
END OF FIGURE					



M09-775E

Figure 73. Group 02 Frame Installation, Fuselage Center (FS 144)

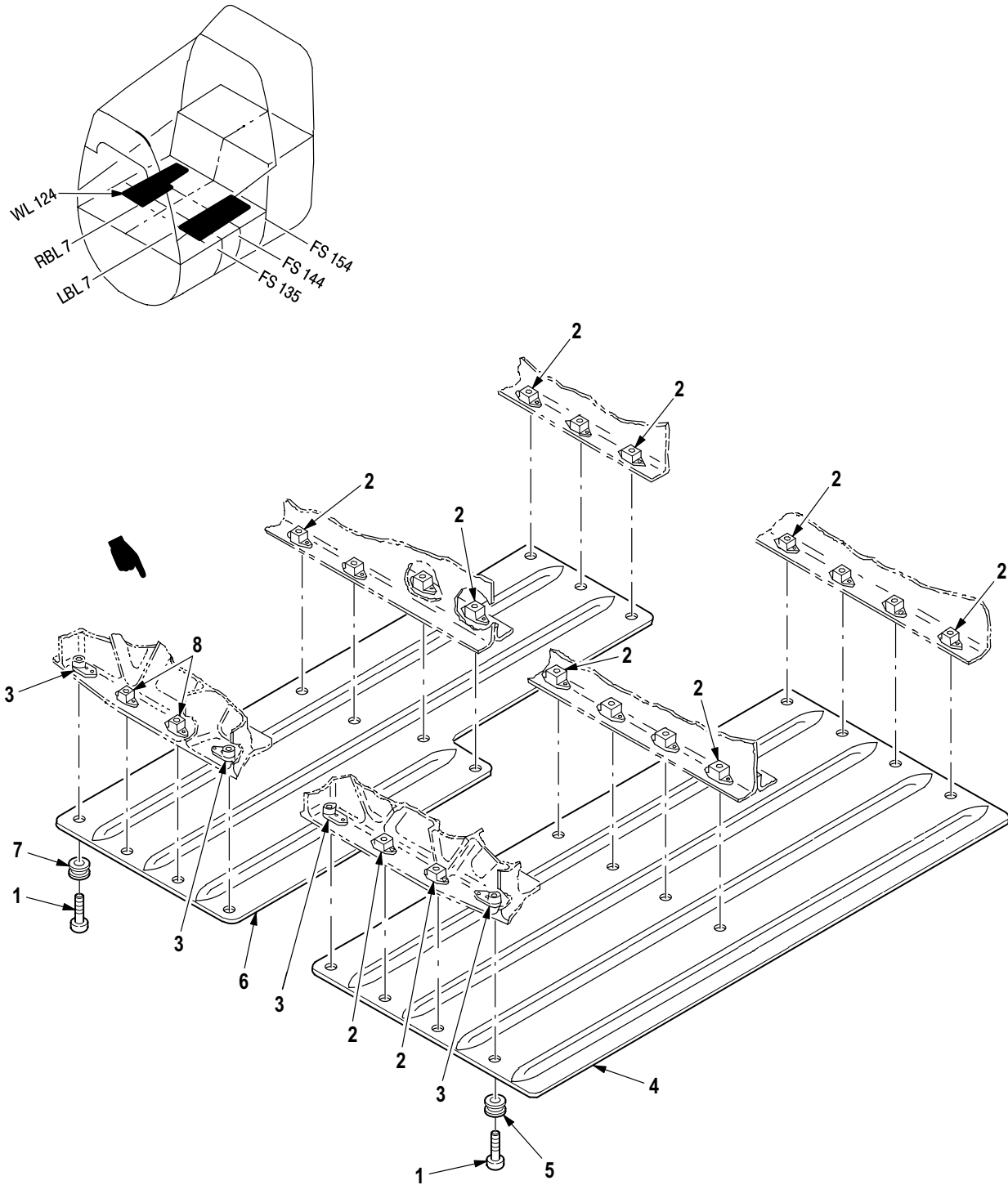
(1) ITEM NO.	(2) SMR CODE	(3) CAGE	(4) PART NUMBER	(5) DESCRIPTION AND USABLE ON CODE (UOC)	(6) QTY
				Group 02 Airframe Fig. 73 Frame Installation, Fuselage Center (FS 144)	
1	XCFDD	02731	7-31 1113140	• Frame Instl/Assy FS 144	1
2	MFFZZ	02731	7-31 1113140-7	•• Clip	2
3	MDFZZ	02731	7-31 1113140-19	•• Bracket	1
4	MDOZZ	02731	7-31 1113140-21	•• Bracket	1
5	PAFZZ	02731	7-31 1113160-59	•• Bracket, Angle	1
6	PAOZZ	80205	MS21075L3E	•• Nut, Self-Locking, PI	1
7	PAOZZ	96906	MS21075L4E	•• Nut, Self-Locking, PI	10
8	MOOZZ	02731	7-1 11210277	•• Bracket	1
9	PAOZZ	02731	HS5604-5-3	•• Pin-Rivet, Threaded	2
10	PAOZZ	02731	HS5614-5	•• Collar, Pin-Rivet, Th	2
11	MOOZZ	02731	7-31 1113140-25	•• Gusset	1
12	MOOZZ	02731	7-31 1113140-27	•• Bracket	1
13	MFFZZ	02731	7-31 1113140-17	•• Stiffener	1
14	XDFZZ	02731	7-31 1113140-13	•• Stiffener	1
15	MOOZZ	02731	7-31 1113140-23	•• Gusset	1
16	XDOZZ	02731	HS4591-1D6-6	•• Bracket, Angle	5
17	PAFZZ	80205	NAS1195DD4XM	•• Nut Spacer, Plate	2
18	PAFZZ	80205	NAS1195DD4XH	•• Nut Spacer, Plate	14
19	MFFZZ	02731	7-31 1113140-9	•• Shim	1
20	PAFZZ	02731	HS195-100003	•• Shim (Usbl Eff 88-0200 and Subs)	4
21	PAFZZ	02731	HS195-1 10002	•• Shim (Usbl Eff 88-0200 and Subs)	4
22	MFFZZ	02731	7-31 1113140-31	•• Shim	4
23	PAOZZ	02731	HS5435-0302	•• Rivet, Blind	6
24	PAOZZ	02731	HS5435-0303	•• Rivet, Blind	10
25	PAOZZ	02731	HS5435-0309	•• Rivet, Blind	4
END OF FIGURE					



M09-776G

Figure 74. Group 02 Support Installation (FS 125 to FS 163)

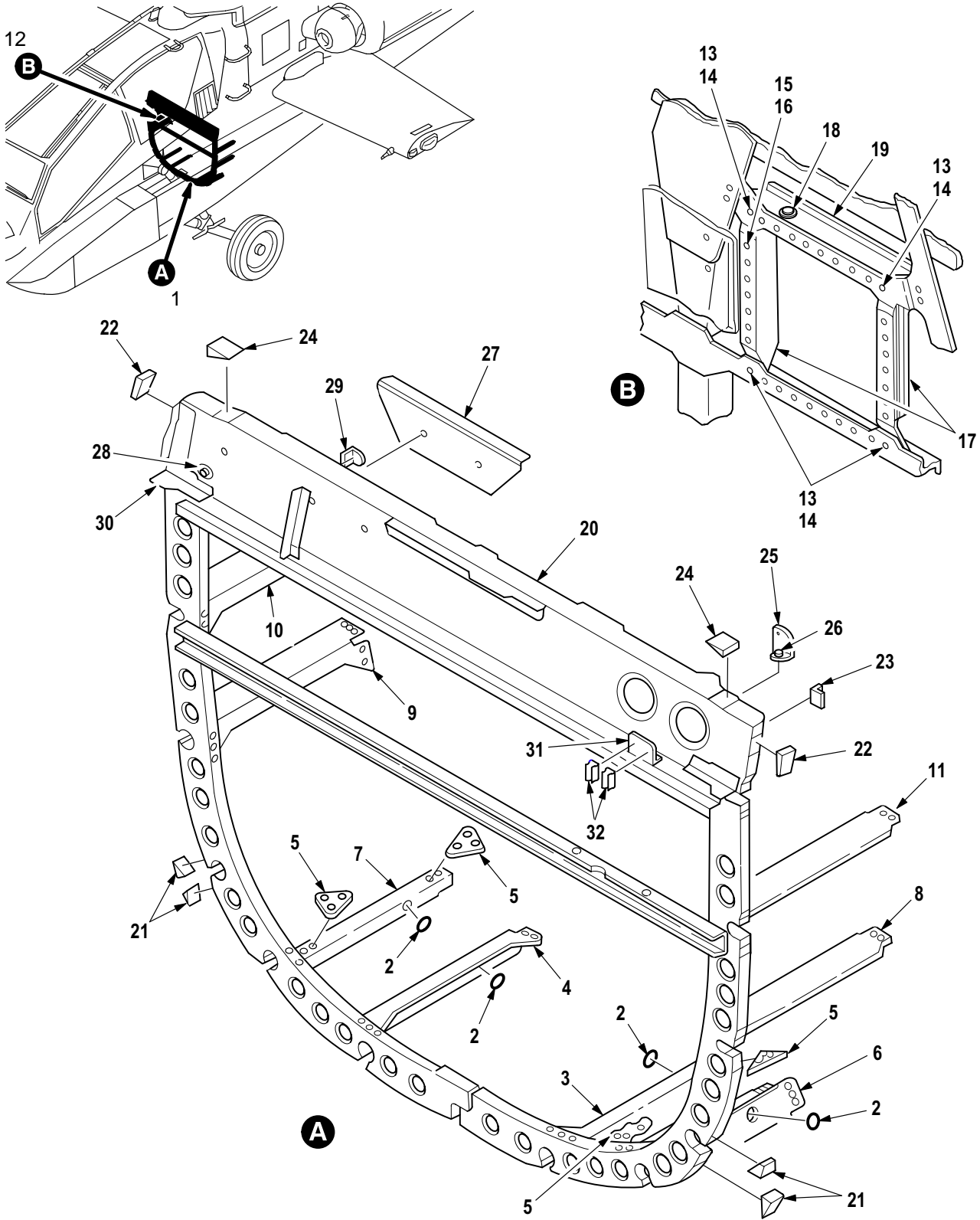
(1) ITEM NO.	(2) SMR CODE	(3) CAGE	(4) PART NUMBER	(5) DESCRIPTION AND USABLE ON CODE (UOC)	(6) QTY
				Group 02 Airframe Fig. 74 Support Installation (FS 125 to FS 163)	
1	XCFFF	02731	7-31 1113356-3	• Support Instl Assy Static Port LH	1
1	XCFFF	02731	7-31 1113356-5	• Support Instl Assy Static Port RH	1
2	PAOZZ	80205	NAS514P1032-12P	•• Screw, Machine	3
3	PAOZZ	02731	7-31 1113356-29	•• Bracket, Angle	1
4	PAOZZ	02731	7-31 1113356-19	•• Fairing, Fuselage, Ai LH	1
4	PAOZZ	02731	7-31 1113356-20	•• Fairing, Fuselage, Ai RH	1
5	XAOZZ	02731	7-31 1113356-27	••• Shim	1
6	XAOZZ	80205	MS21075L3E	••• Nut, Self-Locking, Pl	3
7	PAOZZ	88044	AN960JD5	•• Washer, Flat	8
8	XDFZZ	02731	7-31 1113356-15	•• Angle LH	1
8	XDFZZ	02731	7-31 1113356-16	•• Angle RH	1
9	XDFZZ	02731	7-31 1113356-17	•• Clip	1
10	XCFFF	02731	7-31 1113474	• Support Instl	1
11	XDFFF	02731	7-31 1113474-3	•• Support Assy	1
12	PAOZZ	80205	MS21075L3E	••• Nut, Self-Locking, Pl	3
13	XDOZZ	80205	MS21075L08	••• Nut, Self-Locking, Pl	4
14	PAOZZ	80205	NAS517-3-0	•• Screw, Machine	4
15	PAOZZ	80205	NAS517-2-0	•• Screw, Machine	4
16	XDFFF	02731	7-31 1113474-13	•• Bracket Assy	1
17	PAOZZ	80205	MS21075L3E	••• Nut, Self-Locking, Pl	11
18	XCFFF	02731	7-31 1113193	• Support Instl FWD Fuel Tank	1
19	XDFZZ	02731	7-31 1113193-3	•• Bracket Assembly	1
20	PAFZZ	96906	MS21266-2N	•• Grommet, Nonmetallic (Usbl Eff 88-0200 and Subs)	1
21	XDFZZ	02731	7-31 1113193-7	•• Bracket	1
22	PAFZZ	80205	NAS623-3-4	•• Screw, Machine	4
23	PAFZZ	88044	AN960D10	•• Washer, Flat	4
24	XDFZZ	02731	7-31 1113194	•• Bracket, Mounting	1
25	XCFFF	02731	7-31 1113205	• Support Instl Long Bellcrank	1
26	PAFZZ	02731	HS606S4P23	•• Bushing, Sleeve	1
27	XDFZZ	02731	7-31 1113206	•• Support	1
28	MFFZZ	02731	7-31 1113205-3	•• Plate, Support Instl	1
29	XCOOO	02731	7-31 1113215	• Bracket Instl, Bias	1
30	PAOOO	02731	7-31 1113215-3	•• Bracket, Mounting	1
31	XDOZZ	80205	MS21075L08	••• Nut, Self-Locking, Pl	4
32	XCFFF	02731	7-31 1113213	• Bracket Assy, Warin	1
33	PAFFF	02731	7-31 1113213-7	•• Bracket, Mounting	1
34	XDFZZ	80205	MS21075L08	••• Nut, Self-Locking, Pl	4
35	XCDDD	02731	7-31 1113400-1	• Pivot Instl, Ldg Gr LH	1
35	XCDDD	02731	7-31 1113400-2	• Pivot Instl, Ldg Gr RH	1
36	PAFZZ	02731	7-1 11210011	•• Bearing, Plain, Self	1
END OF FIGURE					



M09-1118F

Figure 75. Group 02 Pan, Fuel Cell Restraint (FS 135 to FS 163)
7-31 1113127-19

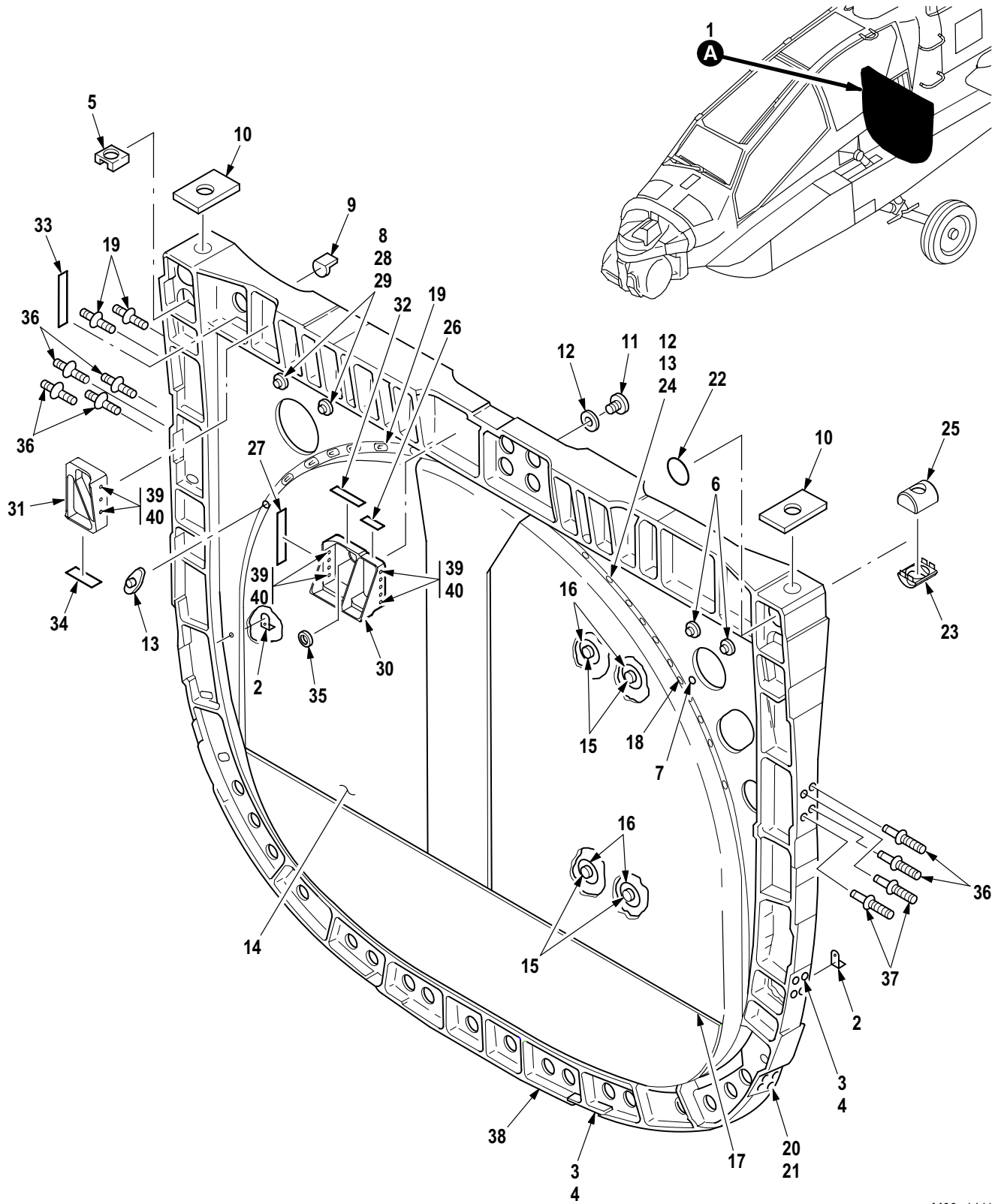
(1) ITEM NO.	(2) SMR CODE	(3) CAGE	(4) PART NUMBER	(5) DESCRIPTION AND USABLE ON CODE (UOC)	(6) QTY
				Group 02 Airframe Fig. 75 Pan, Fuel Cell Restraint (FS 135 to FS 163) 7-31 1113127-19	
1	PAOZZ	80205	NAS623-2-5	• Screw Machine	23
2	PAOZZ	96906	MS21059L08	• Nut, Self-Locking, PI	17
3	PAOZZ	96906	MS21071-08	• Nut, Self-Locking, PI	4
4	PAOOO	02731	7-31 1113127-17	• Pan Assembly	1
5	PAOZZ	02731	HS4874-2B3A	•• Grommet, Metallic	12
6	PAOOO	02731	7-31 1113127-15	• Pan Assembly	1
7	PAOZZ	02731	HS4874-2B3A	•• Grommet, Metallic	11
8	XDOZZ	80205	MS21075L08	• Nut, Self-Locking, PI	2
END OF FIGURE					



M09-777I

Figure 76. Group 02 Frame and Intercostal Installation (FS 163 to FS 176)

(1) ITEM NO.	(2) SMR CODE	(3) CAGE	(4) PART NUMBER	(5) DESCRIPTION AND USABLE ON CODE (UOC)	(6) QTY
				Group 02 Airframe Fig. 76 Frame and Intercostal Installation (FS 163 to FS 176)	
1	XCFFF	02731	7-31 1113570	• Intercostal Instl	1
2	PAOZZ	80205	NAS557-14A	•• Grommet, Nonmetallic	4
3	XDFZZ	02731	7-31 1113570-15	•• Intercostal LH	1
4	XDFZZ	02731	7-31 1113570-16	•• Intercostal RH	1
5	MFFZZ	02731	7-31 1113570-11	•• Gusset	4
6	XDFZZ	02731	7-31 1113570-9	•• Intercostal LH	1
7	XDFZZ	02731	7-31 1113570-10	•• Intercostal RH	1
8	XDFZZ	02731	7-31 1113570-19	•• Intercostal LH	1
9	XDFZZ	02731	7-31 1113570-20	•• Intercostal RH	1
10	XDFZZ	02731	7-31 1113570-14	•• Intercostal RH	1
11	XDFZZ	02731	7-31 1113570-13	•• Intercostal LH	1
12	XCOOO	02731	7-31 1113688	• Structural Instl	1
13	PAOZZ	02731	HS5603-5-4	•• Pin-Rivet, Threaded	4
14	PAOZZ	02731	HS5583-5	•• Collar, Pin-Rivet, Th	4
15	PAOZZ	02731	HS5603-5-3	•• Pin-Rivet, Threaded	30
16	PAOZZ	02731	HS5583-5	•• Collar, Pin-Rivet, Th	30
17	XDOZZ	02731	7-31 1113688-3	•• Stiffener	2
18	PAOZZ	81349	M83454/04-AA108	•• Terminal, Stud	1
19	XDOZZ	02731	7-31 1113688-7	•• Stiffener	1
20	XCFDD	02731	7-31 1113170	• Frame Instl Assy (FS 163)	1
21	XDFZZ	02731	HS195-100001	•• Shim, Tapered	4
22	XDFZZ	02731	HS195-190005	•• Shim, Tapered	2
23	XDOZZ	02731	HS4565-1	•• Bracket, Angle	1
24	XDFZZ	02731	HS195-190008	•• Shim, Tapered	2
25	MFFFF	02731	7-31 1113170-25	•• Bracket Assy	1
26	PAOZZ	96906	MS21070L3	••• Nut, Self-Locking, Pl	1
27	XDFZZ	02731	7-21 1113117	•• Fitting	1
28	PAOZZ	80205	MS21075L3E	•• Nut, Self-Locking, Pl	1
29	PAOZZ	88044	AN743Z13	•• Bracket, Angle	1
30	PAOZZ	02731	7-31 1113170-19	•• Clip, Frame	1
31	PAFFF	02731	7-21 1660013	• Bracket Assy, Cable	1
32	PAFZZ	80205	NAS1464-034-08C	•• Clip, Spring Tension	2
END OF FIGURE					

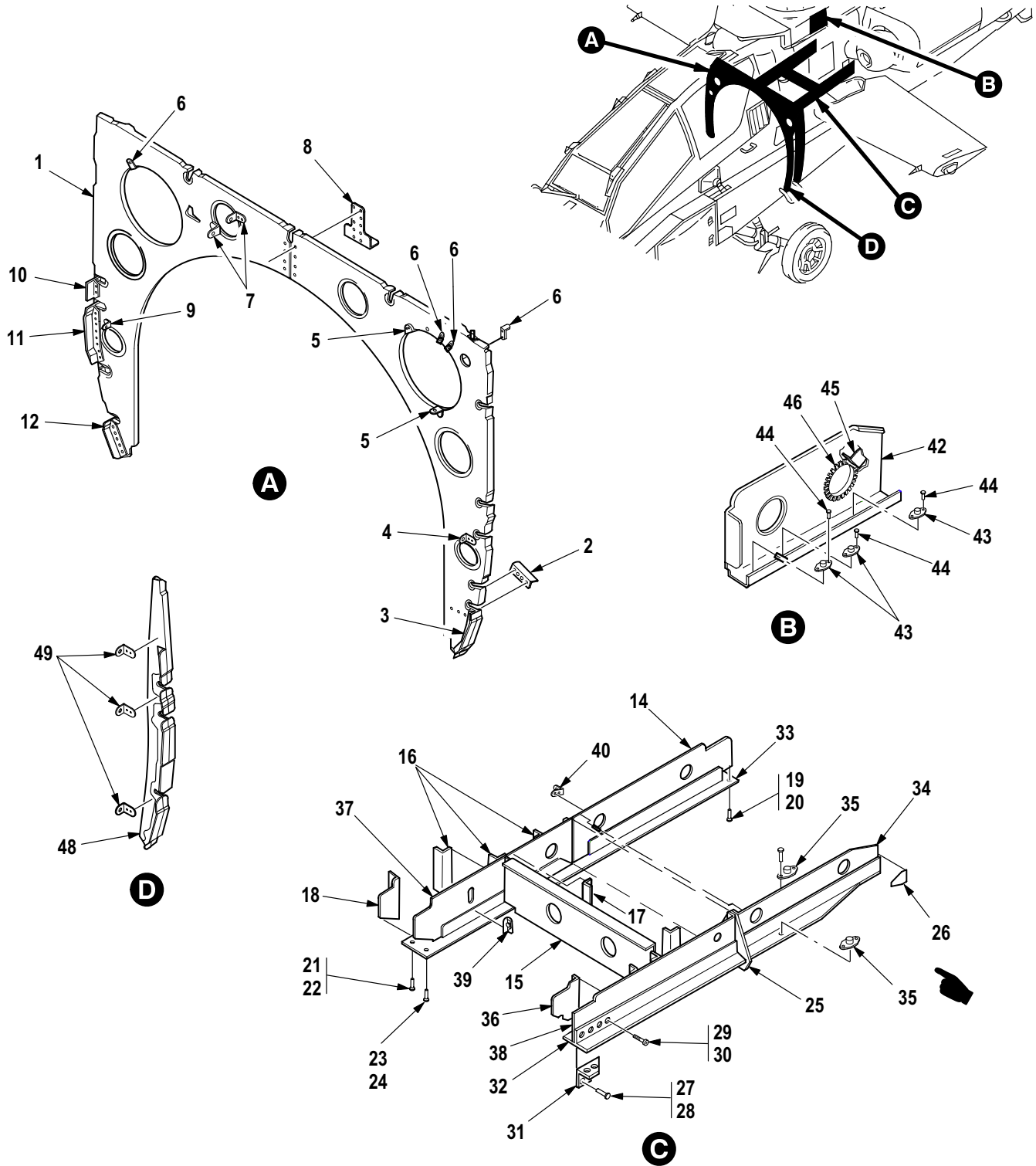


M09-1411

Figure 76A. Bulkhead Assembly/Installation (FS 176)

(1) ITEM NO.	(2) SMR CODE	(3) CAGE	(4) PART NUMBER	(5) DESCRIPTION AND USABLE ON CODE (UOC)	(6) QTY
				Group 02 Airframe Fig. 76A Bulkhead Assembly/Installation (FS 176)	
1	XCDDD	02731	7-31 1113180-609	• Bulkhead Assembly/Installation (Usbl Eff PV1 thru PV171)	1
1	XCDDD	02731	7-31 1113180-61 1	• Bulkhead Assembly/Installation (Usbl Eff PV172 thru PV938)	1
2	PAOZZ	88044	AN743Z13	•• Bracket, Angle	2
3	PAOZZ	02731	HS5602-5-4	•• Pin-Rivet, Threaded	4
4	PAOZZ	02731	HS5581-5	•• Collar, Pin-Rivet, Th	4
5	PAOZZ	02731	7-31 1113224	•• Nut, Self-Locking, Ba (U/O P/N 7-311113180-61 1)	2
6	PAOZZ	02731	HS4483-1055	•• Spacer, Sleeve	2
7	PAOZZ	81349	M83454/04-AA108	•• Terminal, Stud	1
8	PAOZZ	02731	HS4483-1030	•• Spacer, Sleeve	2
9	PAOZZ	02731	HS4592-1D6-6	•• Bracket, Angle	1
10	MFFZZ	02731	7-31 1113180-3	•• Spacer, Plate	2
11	PAOZZ	80205	NAS623-3-3	•• Screw, Machine (U/O P/N 7-311113180-61 1)	35
12	PAOZZ	88044	AN960XC10L	•• Washer, Flat (U/O P/N 7-311113180-609 QPA 52) (U/O P/N 7-311113180-61 1 QPA 47)	52
13	PAOZZ	80205	MS21075L3E	•• Nut Self-Locking, PI (U/O P/N 7-311113180-609 QPA 60) (U/O P/N 7-311113180-61 1 QPA 59)	60
14	XDOOO	02731	7-31 1113510-1 1	•• Panel Assy	1
15	PAOZZ	02731	HS4262-3F7C	••• Insert, Screw Thread	4
16	XDOZZ	02731	7-31 1113510-35	••• Doubler	4
17	PAOZZ	02731	7-21 1642058-7	••• Board, Backing, Fuel	1
18	PAOZZ	02731	HS4153-02	•• Nut, Self-Locking, PI (U/O P/N 7-311113180-61 1)	1
19	PAOZZ	02731	HS5450-06-03	•• Rivet, Blind (U/O P/N 7-311113180-61 1)	2
20	PAOZZ	02731	HS5602-6-6	•• Rivet, Blind, Threaded (U/O P/N 7-311113180-61 1)	7
21	PAOZZ	02731	HS5581-6	•• Collar, Pin-Rivet, Th (U/O P/N 7-311113180-61 1)	7
22	MFFZZ	02731	7-31 1113180-5	•• Disc (U/O P/N 7-311113180-609)	2
23	PAOZZ	80205	NAS578-12B	•• Retainer, Nut and Bo (U/O P/N 7-311113180-609)	2
24	PAOZZ	02731	HS4179-3-3	•• Screw, Machine (U/O P/N 7-311113180-609)	52
25	PAOZZ	02731	HS5813-12	•• Nut, Self-Locking, Ba (U/O P/N 7-311113180-609)	2
26	MFFZZ	8V613	7-51 1113209-9	•• Shim	1
27	MFFZZ	8V613	7-51 1113209-1 1	•• Shim	1
28	MFFZZ	8V613	7-51 1113209-5	•• Spacer (U/O P/N 7-311113180-609)	2
29	XDFZZ	8V613	7-51 1113117-1	•• Doubler (U/O P/N 7-311113180-609)	1
30	MFFZZ	8V613	7-51 1113113-3	•• Pocket, Fitting	1
31	MFFZZ	8V613	7-51 1113116-1	•• Pocket, Fitting (U/O P/N 7-311113180-609)	1
32	MFFZZ	8V613	7-51 1113209-7	•• Shim	1
33	MFFZZ	8V613	7-51 1113209-13	•• Shim (U/O P/N 7-311113180-609)	1
34	MFFZZ	8V613	7-51 1113209-3	•• Shim (U/O P/N 7-311113180-609)	1
35	MFFZZ	8V613	7-51 1113209-19	•• Grommet	1
36	PAOZZ	02731	HS5450-06-04	•• Rivet, Blind (U/O P/N 7-311113180-61 1)	6
37	PAOZZ	80205	NAS623-3-4	•• Screw, Machine (U/O P/N 7-311113180-61 1)	12
38	XDOZZ	02731	7-31 1113118-3	•• Frame (U/O P/N 7-311113180-609)	1
38	XDOZZ	02731	7-31 1113225-3	•• Frame (U/O P/N 7-311113180-61 1)	1

(1) ITEM NO.	(2) SMR CODE	(3) CAGE	(4) PART NUMBER	(5) DESCRIPTION AND USABLE ON CODE (UOC)	(6) QTY
39	PAOZZ	02731	HS5602-5	.. Pin-Rivet, Threaded (U/O P/N 7-311113180-609 QPA 18) (U/O P/N 7-311113180-61 1 QPA 9)	18
40	PAOZZ	02731	HS5581-5	.. Collar, Pin-Rivet, Th (U/O P/N 7-311113180-609 QPA 18) (U/O P/N 7-311113180-61 1 QPA 9) END OF FIGURE	18

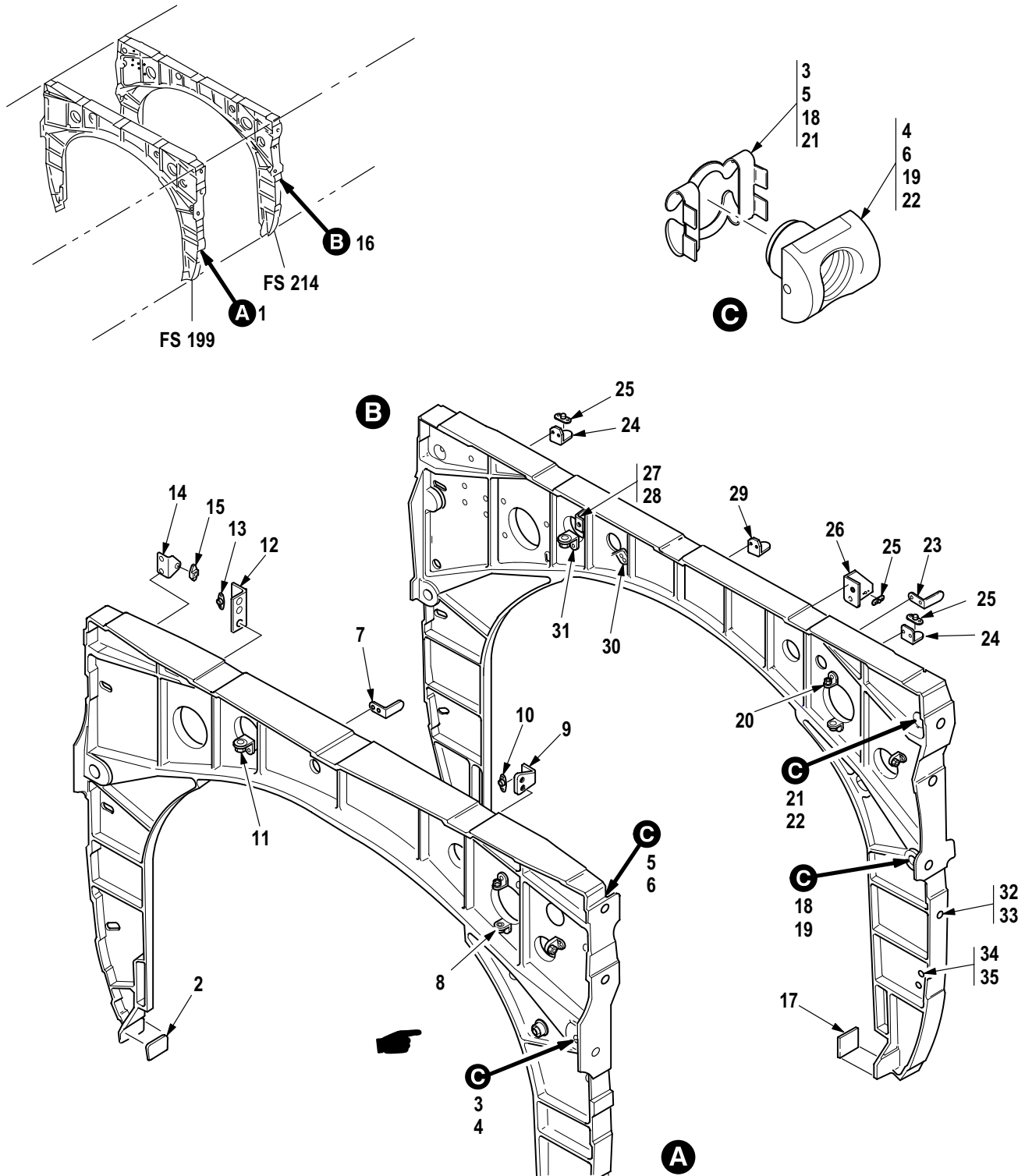


M09-778I

Figure 77. Group 02 Frame and Intercostal Installation (FS 182 to FS 199)

(1) ITEM NO.	(2) SMR CODE	(3) CAGE	(4) PART NUMBER	(5) DESCRIPTION AND USABLE ON CODE (UOC)	(6) QTY
				Group 02 Airframe Fig. 77 Frame and Intercostal Installation (FS 182 to FS 199)	
1	XCODD	02731	7-31 1113190	• Frame Instl Assy (FS 188)	1
2	XDFZZ	02731	7-31 1113190-1 1	•• Angle	1
3	XDFZZ	02731	7-31 1113190-17	•• Angle	1
4	MFFZZ	02731	7-31 1113190-23	•• Bracket	1
5	PAOZZ	02731	HS4592-1D6-6	•• Bracket, Angle	2
6	PAOZZ	88044	AN743Z13	•• Bracket, Angle	4
7	PAOZZ	02731	HS4592-1D6-12	•• Bracket, Angle	2
8	MFFZZ	02731	7-31 1113190-13	•• Splice	1
9	MFFZZ	02731	7-31 1113190-24	•• Bracket	1
10	XDFZZ	02731	7-31 1113190-19	•• Angle	1
11	XDFZZ	02731	7-31 1113190-15	•• Angle	1
12	XDFZZ	02731	7-31 1113190-21	•• Angle	1
13	XCOFF	02731	7-31 1113623-601	• Intercostal Instl (Not Illustrated-Installation Drawing)	1
14	XDFZZ	02731	7-31 1113623-3	•• Web	1
15	XDFZZ	02731	7-31 1113623-5	•• Intercostal	1
16	XDFZZ	02731	7-31 1113623-7	•• Clip	6
17	XDFZZ	02731	7-31 1113623-9	•• Clip	1
18	XDFZZ	02731	7-31 1113623-55	•• Gusset	1
19	PAFZZ	02731	HS5602-5-7	•• Pin-Rivet, Threaded	4
20	PAFZZ	02731	HS5581-5	•• Collar, Pin-Rivet, Th	4
21	PAFZZ	02731	HS5602-5-8	•• Pin-Rivet, Threaded	1
22	PAFZZ	02731	HS5581-5	•• Collar, Pin-Rivet, Th	1
23	PAFZZ	02731	HS5602-5-6	•• Pin-Rivet, Threaded	1
24	PAFZZ	02731	HS5581-5	•• Collar, Pin-Rivet, Th	1
25	XDFZZ	02731	7-31 1113623-17	•• Doubler	1
26	XDFZZ	02731	7-31 1113623-19	•• Gusset	1
27	PAFZZ	02731	HS5602-5-3	•• Pin-Rivet, Threaded	4
28	PAFZZ	02731	HS5581-5	•• Collar, Pin-Rivet, Th	4
29	PAFZZ	02731	HS5602-5-4	•• Pin-Rivet, Threaded	2
30	PAFZZ	02731	HS5581-5	•• Collar, Pin-Rivet, Th	2
31	MFFZZ	02731	7-31 1113623-23	•• Angle	1
32	MFFZZ	02731	7-31 1113623-29	•• Cap	1
33	MFFZZ	02731	7-31 1113623-31	•• Cap	1
34	XDFZZ	02731	7-31 1113623-35	•• Web	1
35	PAOZZ	80205	MS21075L3E	•• Nut, Self-Locking, Pl	2
36	XDFZZ	02731	7-31 1113623-59	•• Gusset	1
37	XDFZZ	02731	7-31 1113623-51	•• Web	1
38	XDFZZ	02731	7-31 1113623-57	•• Web	1
39	XDFZZ	02731	7-31 1113623-45	•• Bracket	1
40	PAFZZ	88044	AN743-13	•• Bracket, Angle	1
41	XCOOO	02731	7-31 1113634-1	• Intercostal Instl (Not Illustrated-Installation Drawing)	1
42	XDOOO	02731	7-31 1113634-3	•• Intercostal Assy	1
43	PAOZZ	80205	MS21075L3E	••• Nut, Self-Locking, Pl	3
44	PAOZZ	02731	HS5435-0303	••• Rivet, Blind	6
45	PAOZZ	02731	HS4592-1D6-10	••• Bracket, Angle	1
46	PAOZZ	96906	MS21266-1T	••• Grommet, Nonmetallic	V
47	XCDDD	02731	7-21 1113101	• Former Instl/Assy (Not Illustrated-Installation Drawing) ...	1

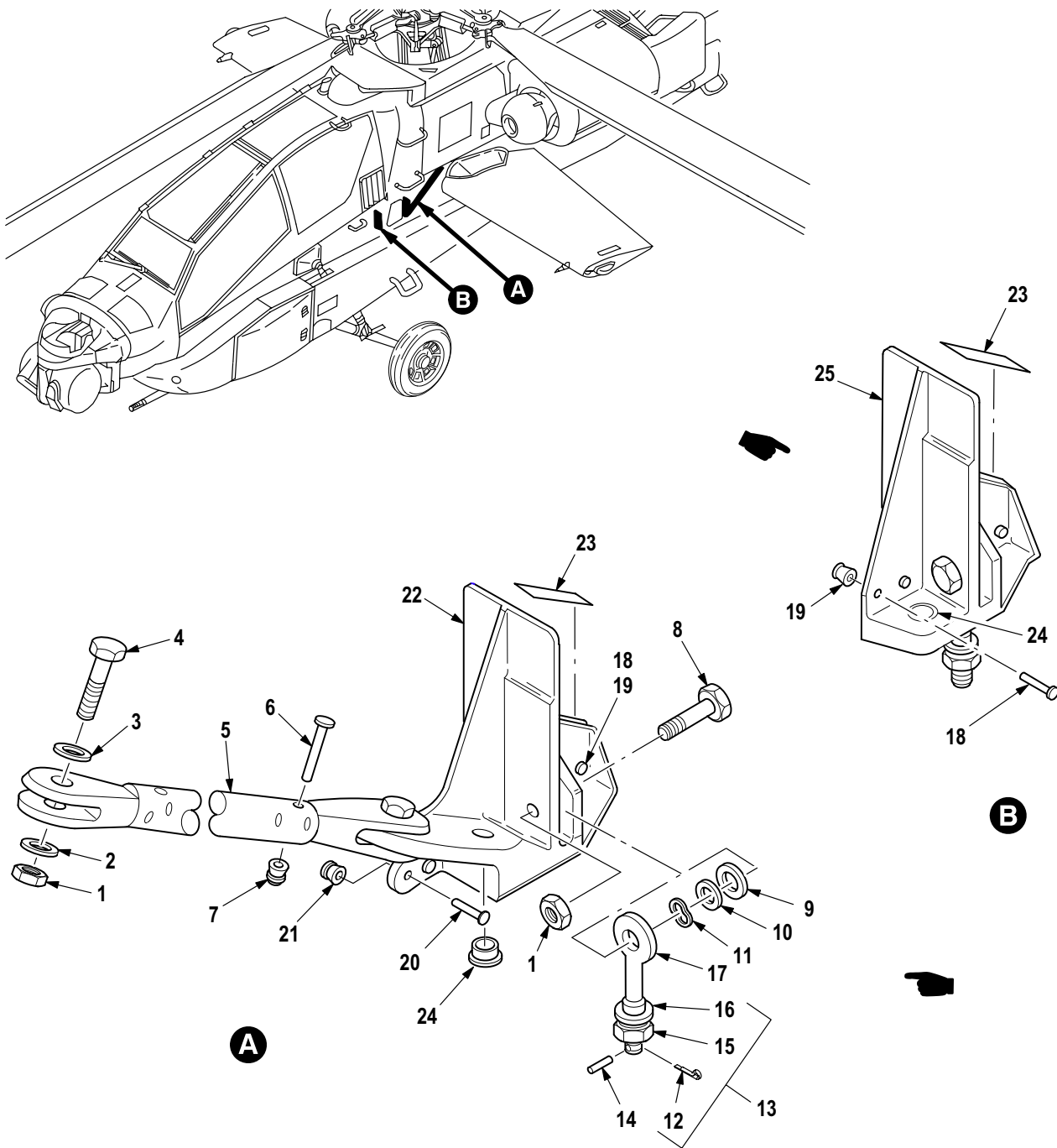
(1) ITEM NO.	(2) SMR CODE	(3) CAGE	(4) PART NUMBER	(5) DESCRIPTION AND USABLE ON CODE (UOC)	(6) QTY
48	XDDDD	02731	7-21 1113101-25	.. Former Assy	1
49	PAOZZ	88044	AN743Z13	... Bracket, Angle	3
END OF FIGURE					



M09-779G

Figure 78. Group 02 Frame Installation (FS 199 to FS 214)

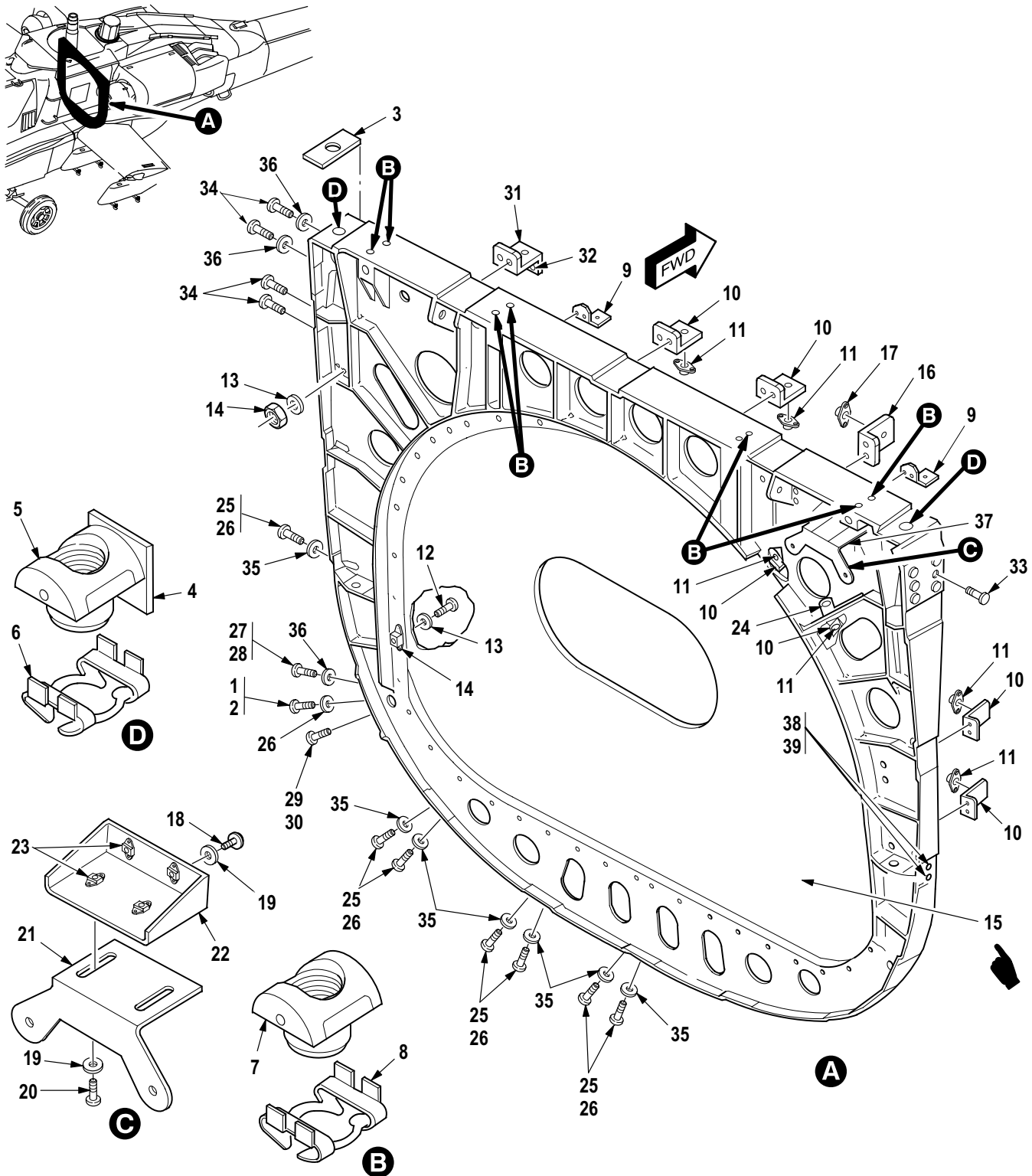
(1) ITEM NO.	(2) SMR CODE	(3) CAGE	(4) PART NUMBER	(5) DESCRIPTION AND USABLE ON CODE (UOC)	(6) QTY
				Group 02 Airframe Fig. 78 Frame Installation (FS 199 to FS 214)	
1	XCODD	02731	7-31 1113200	• Frame Instl (FS 199)	1
1	XCODD	02731	7-31 1113200-601	• Frame Instl (FS 199) A/C With MWO 1-1520-238-50-49 Incorporated	1
2	MFFZZ	02731	7-31 1113200-3	•• Shim	2
3	PAFZZ	80205	NAS578-8B	•• Retainer, Nut and Bo	2
4	PAFZZ	97393	SL4133-8E	•• Nut, Self-Locking, Ba	2
5	PAFZZ	80205	NAS578-10B	•• Retainer, Nut and Bo	2
6	PAFZZ	02731	HS5813-10	•• Nut, Self-Locking, Ba	2
7	PAFZZ	88044	AN743Z13	•• Bracket, Angle	2
8	PAFZZ	02731	HS4592-1D6-6	•• Bracket, Angle	4
9	XDFFF	02731	7-31 1113200-15	•• Bracket Assembly	1
10	PAFZZ	96906	MS21069L3	••• Nut, Self-Locking, Pl	1
11	PAFZZ	02731	HS4592-1D6-16	•• Bracket, Angle	1
12	XDFFF	02731	7-31 1113200-7	•• Support Assembly	1
13	PAFZZ	80205	MS21075L3E	••• Nut, Self-Locking, Pl	2
14	XDFFF	02731	7-31 1113200-5	•• Support Assembly	1
15	PAFZZ	80205	MS21075L3E	••• Nut, Self-Locking, Pl	1
16	XCFDD	02731	7-31 1113210	• Frame Instl Assy (FS 214)	1
16	XCFDD	02731	7-31 1113210-601	• Frame Instl Assy (FS 214) A/C With MWO 1-1520-238-50-49 Incorporated	1
17	MFFZZ	02731	7-31 1113210-3	•• Shim	2
18	PAFZZ	80205	NAS578-8B	•• Retainer, Nut and Bo	2
19	PAFZZ	02731	HS5813-8	•• Nut, Self-Locking, Ba	2
20	PAFZZ	02731	HS4592-1D6-6	•• Bracket, Angle	7
21	PAFZZ	80205	NAS578-10B	•• Retainer, Nut and Bo	2
22	PAFZZ	02731	HS5813-10	•• Nut, Self-Locking, Ba	2
23	PAFZZ	02731	HS4591-1D7-8	•• Bracket, Angle	1
24	XDFFF	02731	7-31 1113210-9	•• Bracket Assembly	2
25	PAFZZ	96906	MS21070L3	••• Nut, Self-Locking, Pl	1
26	XDFFF	02731	7-31 1113210-5	•• Support Assembly	1
27	XDFFF	02731	7-31 1113210-7	•• Support Assembly	1
28	PAFZZ	96906	MS21070L3	••• Nut, Self-Locking, Pl	1
29	MFFZZ	02731	7-31 1113210-13	•• Bracket	2
30	PAFZZ	88044	AN743Z13	•• Bracket, Angle	1
31	PAFZZ	02731	HS4592-1D6-16	•• Bracket, Angle	1
32	PAFZZ	02731	HS5602-6-4	•• Pin-Rivet, Threaded	16
33	PAFZZ	02731	HS5581-6	•• Collar, Pin-Rivet, Th	16
34	PAFZZ	02731	HS5716-6-5	••• Pin-Rivet, Threaded A/C With MWO 1-1520-238-50-49 Incorporated ..	1
35	PAFZZ	02731	HS5719-6	••• Collar, Pin-Rivet A/C With MWO 1-1520-238-50-49 Incorporated ..	1
				END OF FIGURE	



M09-780D

Figure 79. Group 02 Support Installation, Ammunition Magazine
7-31 1113183-1 LH
7-31 1113183-2 RH

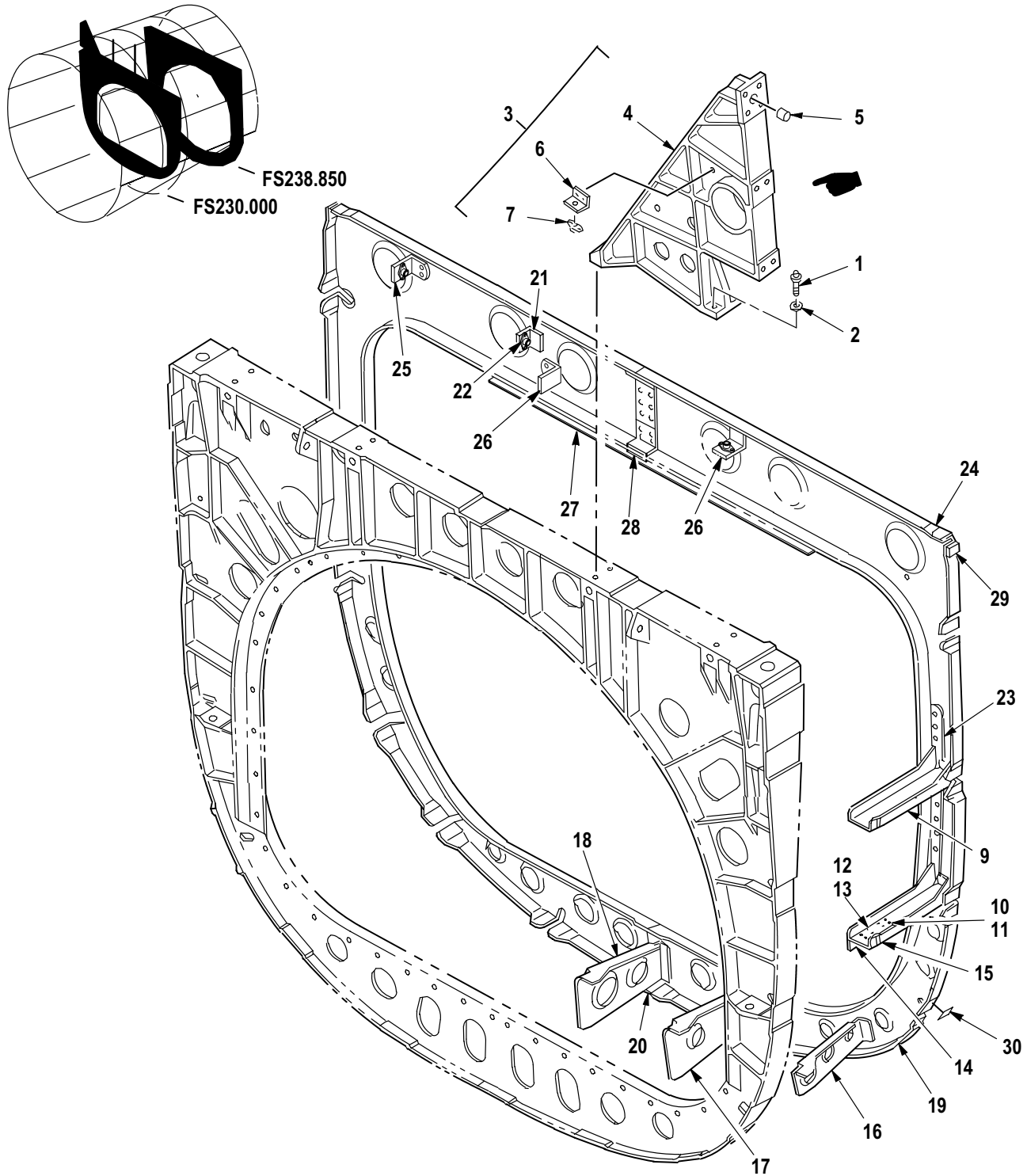
(1) ITEM NO.	(2) SMR CODE	(3) CAGE	(4) PART NUMBER	(5) DESCRIPTION AND USABLE ON CODE (UOC)	(6) QTY
				Group 02 Airframe Fig. 79 Support Installation, Ammunition Magazine 7-31 1113183-1 LH 7-31 1113183-2 RH	
1	PAOZZ	80205	MS21042L4	• Nut, Self-Locking, Ex	4
2	PAOZZ	88044	AN960-416L	• Washer, Flat	4
3	PAOZZ	88044	AN960-516L	• Washer, Flat	4
4	PAOZZ	80205	NAS1297-4-15	• Bolt, Shoulder	2
5	XDOZZ	02731	7-31 1113187	• Strut Assy	1
6	PAOZZ	02731	HS5602-6-14	•• Pin-Rivet, Threaded	1
7	PAOZZ	02731	HS5581-6	•• Collar, Pin-Rivet, Th	1
8	PAOZZ	80205	NAS1297-4-13	• Bolt, Shoulder	2
9	PAOZZ	02731	7-31 1113183-3	• Washer, Laminated	2
10	PAOZZ	80205	NAS1149C0532R	• Washer, Flat	2
11	PAOZZ	02731	HS5224-1007	• Washer, Spring Tensi	2
12	PAOZZ	96906	MS24665-285	• Pin, Cotter	2
13	PAOOO	02731	7-21 1113189-9	• Bolt, Eye	2
14	PAOZZ	96906	MS16562-25	•• Pin, Spring	1
15	PAOZZ	96906	MS17825-6	•• Nut, Self-Locking, SI	1
16	PAOZZ	88044	AN960C-616	•• Washer, Flat	1
17	XAOZZ	02731	7-21 1113189-7	•• Bolt, Eye	1
18	PAOZZ	02731	HS5603-5-4	• Pin-Rivet, Threaded	3
19	PAOZZ	02731	HS5583-5	• Collar, Pin-Rivet, Th	3
20	PAOZZ	02731	HS5603-5-5	• Pin-Rivet, Threaded	2
21	PAOZZ	02731	HS5583-5	• Collar, Pin-Rivet, Th	2
22	XDOZZ	02731	7-31 1113185-3	• Support, Structural LH	1
22	XDOZZ	02731	7-31 1113185-4	• Support, Structural RH	1
23	MOOZZ	02731	7-31 1113183-5	• Shim	2
24	PAOZZ	02731	7-31 1113183-7	• Bushing, Sleeve	2
25	XDOZZ	02731	7-31 1113184-3	• Fitting LH	1
25	XDOZZ	02731	7-31 1113184-4	• Fitting RH	1
END OF FIGURE					



M09-781H

Figure 80. Group 02 Frame Installation (FS 230)
7-31 1113220
7-31 1113220-601 A/C With MWO 1-1520-238-50-49 Incorporated

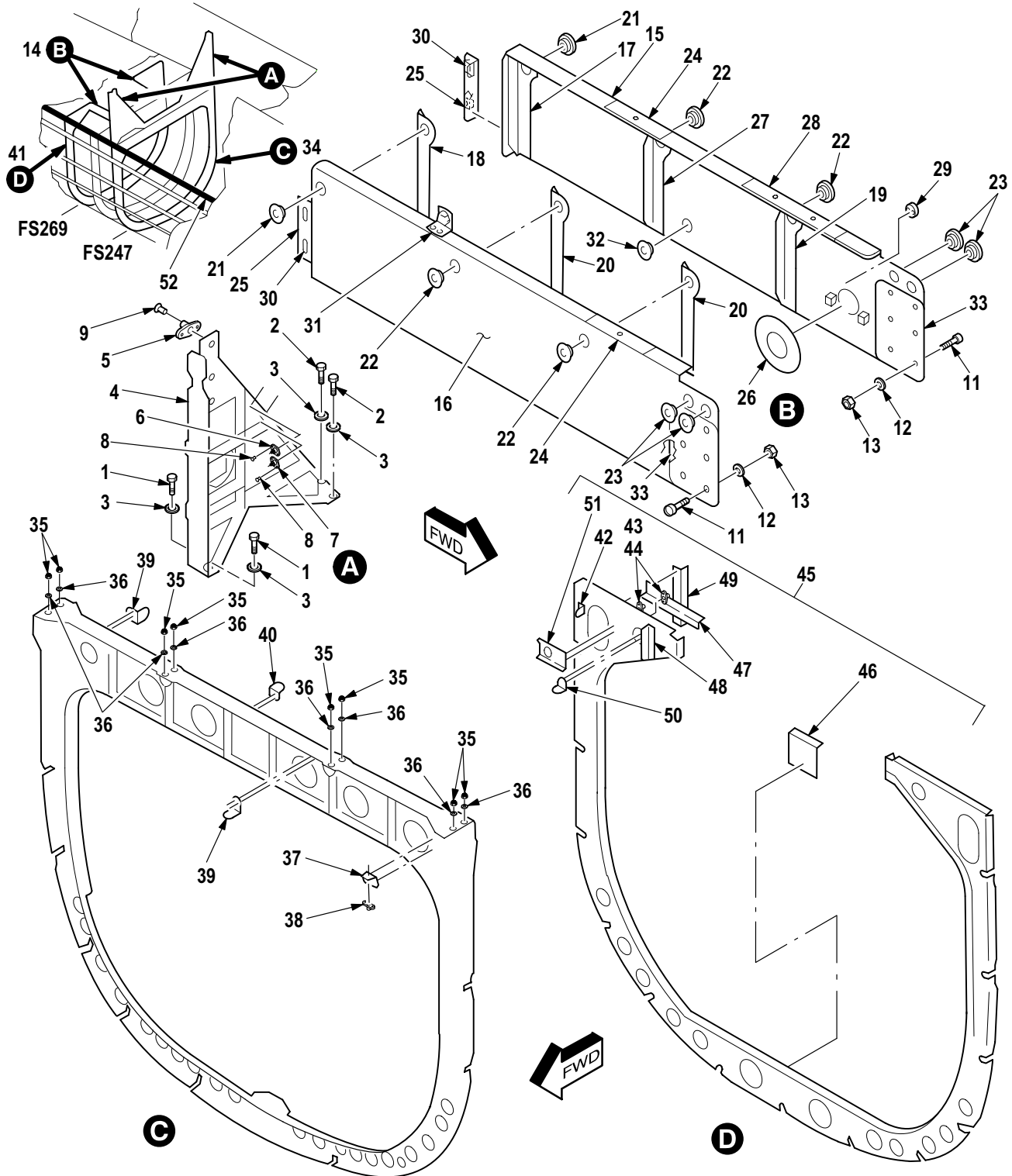
(1) ITEM NO.	(2) SMR CODE	(3) CAGE	(4) PART NUMBER	(5) DESCRIPTION AND USABLE ON CODE (UOC)	(6) QTY
				Group 02 Airframe Fig. 80 Frame Installation (FS 230) 7-31 1113220 7-31 1113220-601 A/C With MWO 1-1520-238-50-49 Incorporated	
1	PAFZZ	02731	HS5602-6-5	• Pin-Rivet, Threaded	6
2	PAFZZ	02731	HS5581-6	• Collar, Pin-Rivet, Th	6
3	MFFZZ	02731	7-31 1113220-3	• Shim	2
4	XDFZZ	02731	7-31 1113220-13	• Disc, Frame Instl	2
5	PAFZZ	02731	HS5813-12	• Nut, Self-Locking, Ba	2
6	PAFZZ	80205	NAS578-12B	• Retainer, Nut and Bo	2
7	PAFZZ	02731	HS4149-5	• Nut, Self-Locking, Ba	8
8	PAFZZ	80205	NAS578-5B	• Retainer, Nut and Bo	8
9	PAFZZ	02731	HS4592-1D6-6	• Bracket, Angle	2
10	XDFFF	02731	7-31 1113220-9	• Bracket Assembly	6
11	PAFZZ	80205	MS21075L3E	• • Nut, Self-Locking, Pl	1
12	PAFZZ	80205	NAS623-3-3	• Screw, Machine	46
13	PAFZZ	59875	TX90790-34	• Washer, Flat	46
14	PAFZZ	80205	MS21075L3E	• Nut, Self-Locking, Pl	50
15	PAFZZ	02731	7-21 1113181	• Panel Assy, Fuel Cel	1
16	XDFFF	02731	7-31 1113220-19	• Bracket Assembly	1
17	PAFZZ	80205	MS21075L3E	• • Nut, Self-Locking, Pl	1
18	PAFZZ	80205	NAS6204-4H	• Bolt, Shear	2
19	PAFZZ	02731	HS306-327H	• Washer, Flat	4
20	PAFZZ	80205	NAS6604H2	• Bolt, Shear	2
21	XDFZZ	02731	7-31 1113220-27	• Bracket	1
22	XDFFF	02731	7-31 1113220-29	• Bracket Assembly	1
23	PAFZZ	96906	MS21075L4E	• • Nut, Self-Locking, Pl	4
24	PAFZZ	88044	AN743Z13	• Bracket, Angle	2
25	PAFZZ	02731	HS5602-5-4	• Pin-Rivet, Threaded	18
26	PAFZZ	02731	HS5581-5	• Collar, Pin-Rivet, Th	18
27	PAFZZ	02731	HS5602-6-6	• Pin-Rivet, Threaded	4
28	PAFZZ	02731	HS5581-6	• Collar, Pin-Rivet, Th	4
29	PAFZZ	02731	HS5605-6-5	• Pin-Rivet, Threaded	2
30	PAFZZ	02731	HS5581-6	• Collar, Pin-Rivet, Th	2
31	XDFFF	02731	7-31 1113220-15	• Bracket, Double Angl	2
32	PAFZZ	80205	MS21075L3E	• • Nut, Self-Locking, Pl	1
33	PAFZZ	02731	HS5450-05-06	• Rivet, Blind	12
34	PAFZZ	02731	HS5450-05-08	• Rivet, Blind	24
35	PAFZZ	02731	HS5234-1005	• Washer, Flat	14
36	PAFZZ	02731	HS5234-1006	• Washer, Flat	8
37	XDFZZ	02731	7-31 1113220-7	• Bracket A/C With MWO 1-1520-238-50-49 Incorporated	1
38	PAFZZ	02731	HS5714-6-6	• Pin-Rivet, Threaded A/C With MWO 1-1520-238-50-49 Incorporated	2
39	PAFZZ	73197	HST79CK-6	• Collar, Pin-Rivet A/C With MWO 1-1520-238-50-49 Incorporated	2
END OF FIGURE					



M09-782F

Figure 81. Group 02 Frame and Intercostal Installation (FS 230 to FS 238)

(1) ITEM NO.	(2) SMR CODE	(3) CAGE	(4) PART NUMBER	(5) DESCRIPTION AND USABLE ON CODE (UOC)	(6) QTY
				Group 02 Airframe Fig. 81 Frame and Intercostal Installation (FS 230 to FS 238)	
1	PAOZZ	96906	MS21250H05014	• Bolt, Shear	12
2	PAOZZ	96906	MS20002C5	• Washer, Recessed	16
3	PBFFF	02731	7-31 1113290-3	• Support Assy, Engine FWD LH	1
3	PBFFF	02731	7-31 1113290-5	• Support Assy, Engine FWD RH	1
4	XDFZZ	02731	7-31 1113292	•• Support, Engine Moun	1
5	PAFZZ	02731	HS610JP5013R378T5 00	•• Bushing, Sleeve	1
6	XDFFF	02731	7-31 1113290-7	•• Bracket Assy RH	1
7	PAFZZ	96906	MS21069L3	••• Nut, Self-Locking, Pl	1
8	XCFFF	02731	7-31 1113430	• Intercostal Instl (Not Illustrated-Installation Drawing)	1
9	XDFZZ	02731	7-31 1113430-10	•• Intercostal RH	1
9	XDFZZ	02731	7-31 1113430-9	•• Intercostal LH	1
10	PAFZZ	02731	HS5602-5-2	•• Pin-Rivet, Threaded	8
11	PAFZZ	02731	HS5581-5	•• Collar, Pin-Rivet, Th	8
12	PAFZZ	02731	HS5602-5-4	•• Pin-Rivet, Threaded	8
13	PAFZZ	02731	HS5581-5	•• Collar, Pin-Rivet, Th	8
14	XDFZZ	02731	7-31 1113430-16	•• Doubler LH	1
14	XDFZZ	02731	7-31 1113430-17	•• Doubler RH	1
15	XDFZZ	02731	7-31 1113430-1 1	•• Intercostal LH	1
15	XDFZZ	02731	7-31 1113430-12	•• Intercostal RH	1
16	XDFZZ	02731	7-31 1113430-7	•• Intercostal LH	1
16	XDFZZ	02731	7-31 1113430-8	•• Intercostal RH	1
17	XDFZZ	02731	7-31 1113430-5	•• Intercostal LH	1
17	XDFZZ	02731	7-31 1113430-6	•• Intercostal RH	1
18	XDFZZ	02731	7-31 1113430-3	•• Intercostal	1
19	XCFFD	02731	7-31 1113230	• Frame Instl Assy	1
20	MFFZZ	02731	7-31 1113230-13	•• Shim	1
21	XDFFF	02731	7-31 1113230-7	•• Bracket Assembly	1
22	PAFZZ	96906	MS21069L3	••• Nut, Self-Locking, Pl	1
23	XDFZZ	02731	7-31 1113230-15	•• Angle LH	1
23	XDFZZ	02731	7-31 1113230-16	•• Angle RH	1
24	XDFZZ	02731	HS195-180006	•• Shim, Tapered	2
25	PAFZZ	02731	HS4592-1D6-12	•• Bracket, Angle	1
26	PAFZZ	02731	HS4592-1D6-10	•• Bracket, Angle	2
27	XDFZZ	02731	7-31 1113230-17	•• Strap	1
28	MFFZZ	02731	7-31 1113230-1 1	•• Shim	1
29	XDFZZ	02731	HS195-180008	•• Shim, Tapered	2
30	XDFZZ	02731	HS195-120004	•• Shim, Tapered	4
END OF FIGURE					

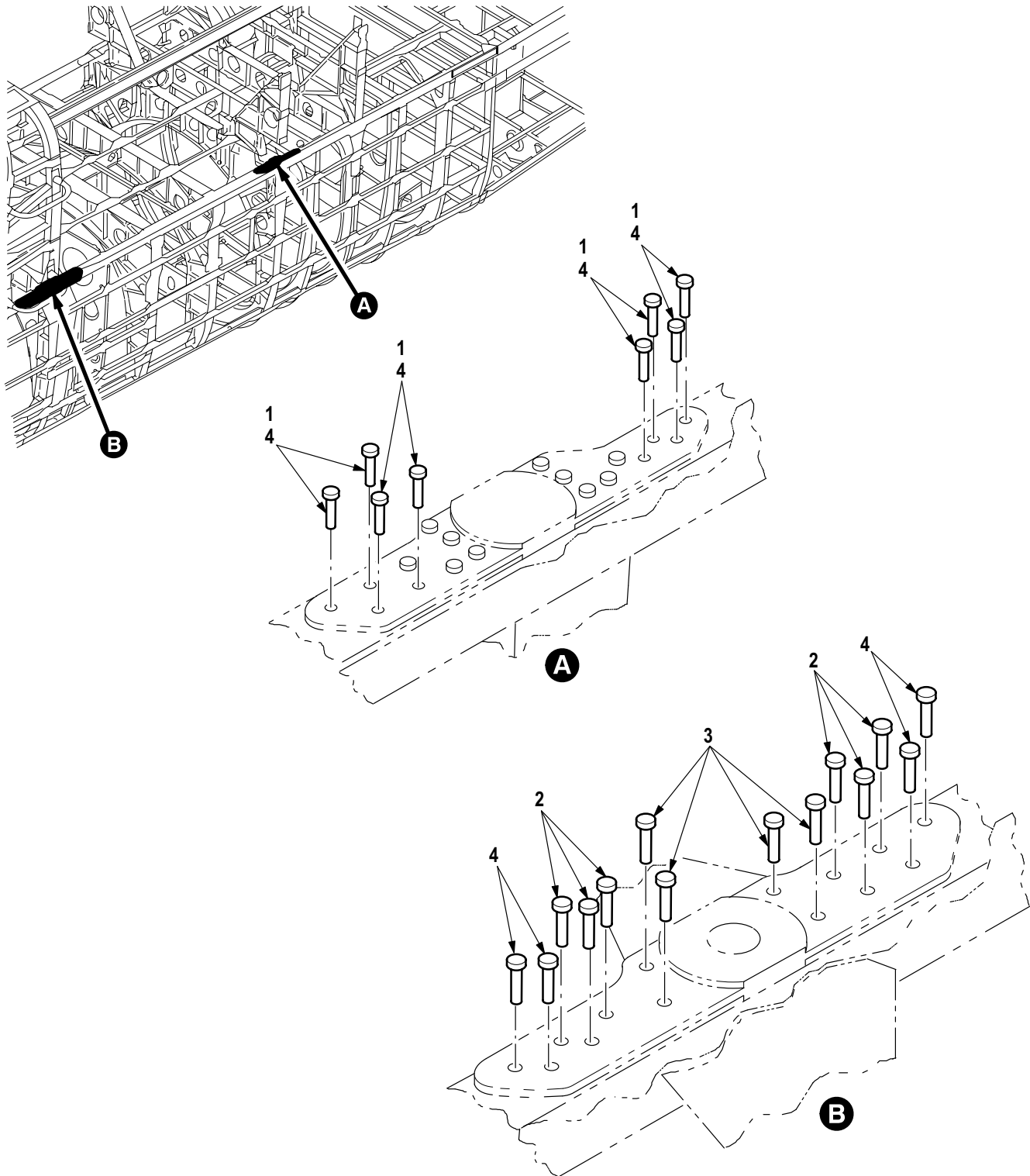


M09-783J

Figure 82. Group 02 Frame and Intercostal Installation (FS 247 to FS 269)

(1) ITEM NO.	(2) SMR CODE	(3) CAGE	(4) PART NUMBER	(5) DESCRIPTION AND USABLE ON CODE (UOC)	(6) QTY
				Group 02 Airframe Fig. 82 Frame and Intercostal Installation (FS 247 to FS 269)	
1	PAOZZ	96906	MS21250H05014	• Bolt, Shear	12
2	PAOZZ	96906	MS21250H05010	• Bolt, Shear	12
3	PAOZZ	96906	MS20002C5	• Washer, Recessed	16
4	PAFFF	02731	7-31 1113129-2	• Support Assy, Engine RH	1
4	PAFFF	02731	7-31 1113129-3	• Support Assembly, Af LH	1
5	PAFZZ	80205	MS21075L3E	•• Nut, Self-Locking, PI LH	4
6	PAFZZ	96906	MS21047L3	•• Nut, Self-Locking, PI RH	2
7	PAFZZ	96906	MS21061L3	•• Nut, Self-Locking, PI RH	2
8	PAFZZ	02731	HS4535-0303	•• Rivet, Blind	8
9	PAFZZ	99551	2881003-4	•• Rivet, Solid	8
10	XCOFF	02731	7-1 11210226-1	• Intercostal Instl LH (Not Illustrated-Installation Drawing)	1
10	XCOFF	02731	7-1 11210226-2	• Intercostal Instl RH (Not Illustrated-Installation Drawing)	1
11	PAFZZ	80205	NAS623-3-2	•• Screw, Machine	4
12	PAFZZ	80205	NAS1149D0332J	•• Washer, Flat	4
13	PAFZZ	80205	MS21042L3	•• Nut, Self-Locking, Ex	4
14	PAOFF	02731	7-1 11210226-31	•• Intercostal Assembl LH	1
14	PAOFF	02731	7-1 11210226-32	•• Intercostal Assembl RH	1
15	XDFZZ	02731	7-1 11210226-5	••• Intercostal LH	1
16	XDFZZ	02731	7-1 11210226-6	••• Intercostal RH	1
17	MDFZZ	02731	7-1 11210226-7	••• Angle LH	1
18	MDFZZ	02731	7-1 11210226-8	••• Angle RH	1
19	MDFZZ	02731	7-1 11210226-9	••• Angle LH	1
20	MFFZZ	02731	7-1 11210226-10	••• Angle RH	2
21	PAOZZ	02731	7-1 11210226-11	••• Spacer, Stepped	1
22	PAOZZ	02731	7-1 11210226-13	••• Spacer, Stepped	2
23	PAOZZ	02731	7-1 11210226-15	••• Spacer, Stepped	2
24	MFFZZ	02731	7-1 11210226-23	••• Strap	1
25	MDFZZ	02731	7-1 11210226-33	••• Angle	1
26	PAFZZ	02731	7-1 11210226-19	••• Plate, Structural, Ai LH	1
27	MFFZZ	02731	7-1 11210226-27	••• Angle LH	1
28	MFFZZ	02731	7-1 11210226-25	••• Strap LH	1
29	PAOZZ	02731	HS4153-02	••• Nut, Self-Locking, PI LH	3
30	PAFZZ	96906	MS21061L3	••• Nut, Self-Locking, PI	1
31	PAOZZ	02731	HS4592-1D6-10	••• Bracket, Angle RH	1
32	PAOZZ	96906	MS35489-6	••• Grommet, Nonmetallic LH	1
33	MFFZZ	02731	7-1 11210226-35	•• Shim	1
34	XCFDD	02731	7-31 1113240	• Frame Instl Assy (FS 247)	1
35	PAFZZ	80205	NAS578-5B	•• Retainer, Nut and Bo	8
36	PAFZZ	02731	HS4149-5	•• Nut, Self-Locking, Ba	8
37	XDFFF	02731	7-31 1113240-7	•• Bracket Assy	1
38	PAFZZ	96906	MS21069L3	••• Nut, Self-Locking, PI	1
39	PAFZZ	02731	HS4592-1D6-14	•• Bracket, Angle	2
40	PAFZZ	02731	HS4592-1D6-10	•• Bracket, Angle	1
41	XCFDD	02731	7-31 1113260	• Frame Instl Assy (FS 269)	1
42	PAFZZ	02731	HS4592-1D6-6	•• Bracket, Angle	1
43	PAFZZ	80205	MS21075L06N	•• Nut, Self-Locking, PI	2
44	PAFZZ	02731	HS4535-0304	•• Rivet, Blind	2

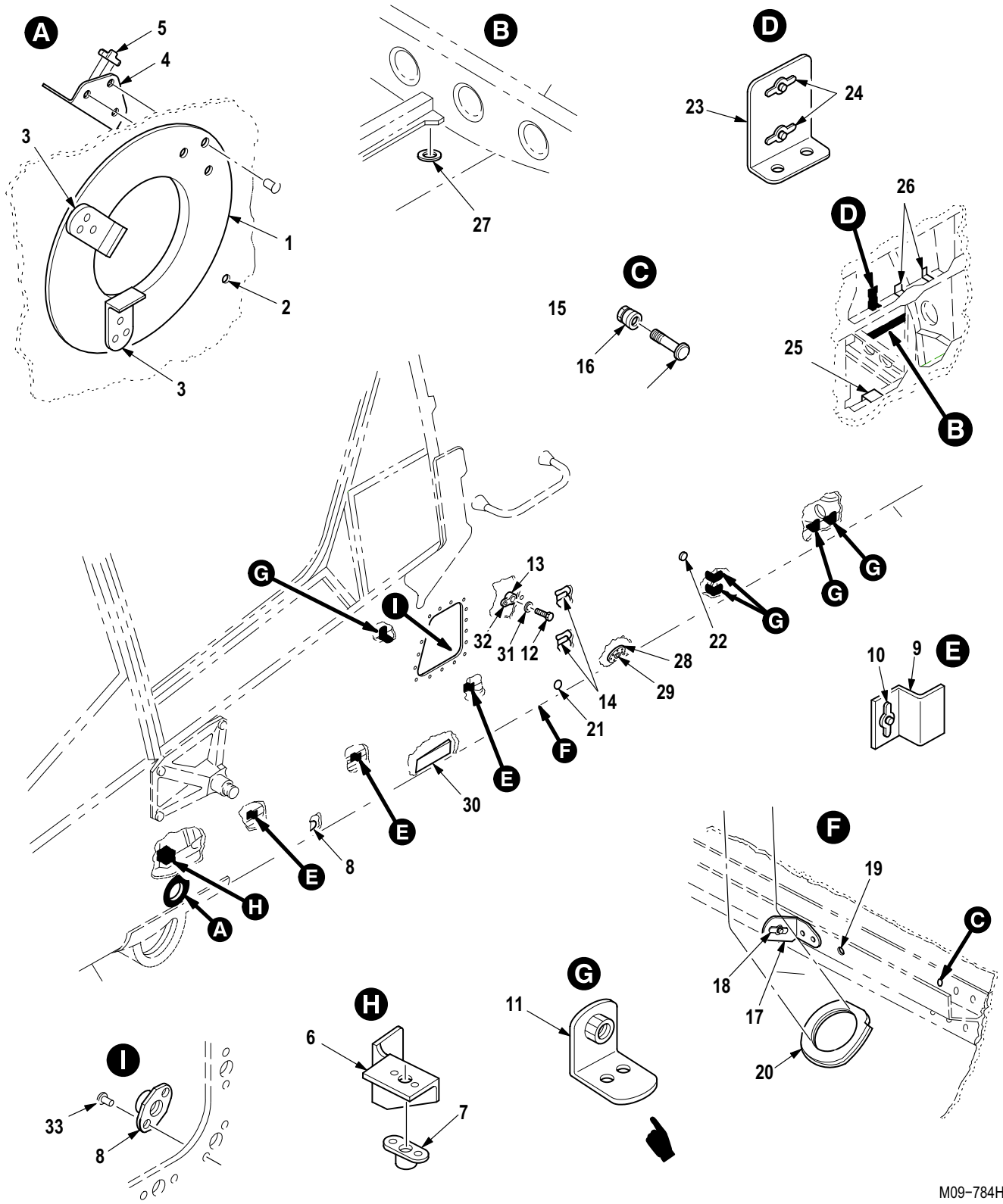
(1) ITEM NO.	(2) SMR CODE	(3) CAGE	(4) PART NUMBER	(5) DESCRIPTION AND USABLE ON CODE (UOC)	(6) QTY
45	XDFDD	02731	7-31 1113260-3	•• Frame Assembly	1
46	XDFZZ	02731	7-31 1113260-7	••• Angle	1
47	XDFZZ	02731	7-31 1113260-17	••• Stiffener	1
48	XDFZZ	02731	7-31 1113260-13	••• Stiffener	1
49	XDFZZ	02731	7-31 1113260-15	••• Stiffener	1
50	PAFZZ	02731	HS4592-1D6-10	••• Bracket, Angle	1
51	MFFZZ	02731	7-31 1113260-25	••• Bracket, Double Angl	1
52	XCDDD	02731	7-31 1113350-601	Longeron Inst/Assy LH Side (See Fig. 83 for Breakdown)	1
52	XCDDD	02731	7-31 1113350-602	Longeron Inst/Assy RH Side (See Fig. 83 for Breakdown)	1
END OF FIGURE					



M09-1259A

Figure 83. Group 02 Longeron Installation
7-31 1113350-601 LH Side
7-31 1113350-602 RH Side

(1) ITEM NO.	(2) SMR CODE	(3) CAGE	(4) PART NUMBER	(5) DESCRIPTION AND USABLE ON CODE (UOC)	(6) QTY
				Group 02 Airframe Fig. 83 Longeron Installation 7-31 1113350-601 LH Side 7-31 1113350-602 RH Side See Fig. 82 for NHA	
1	PAOZZ	02731	HS5450-05-05	• Rivet, Blind	4
2	PAOZZ	02731	HS5450-06-06	• Rivet, Blind	6
3	PAOZZ	02731	HS5448-06-09	• Rivet, Blind	4
4	PAOZZ	02731	HS5450-05-06	• Rivet, Blind	4
END OF FIGURE					



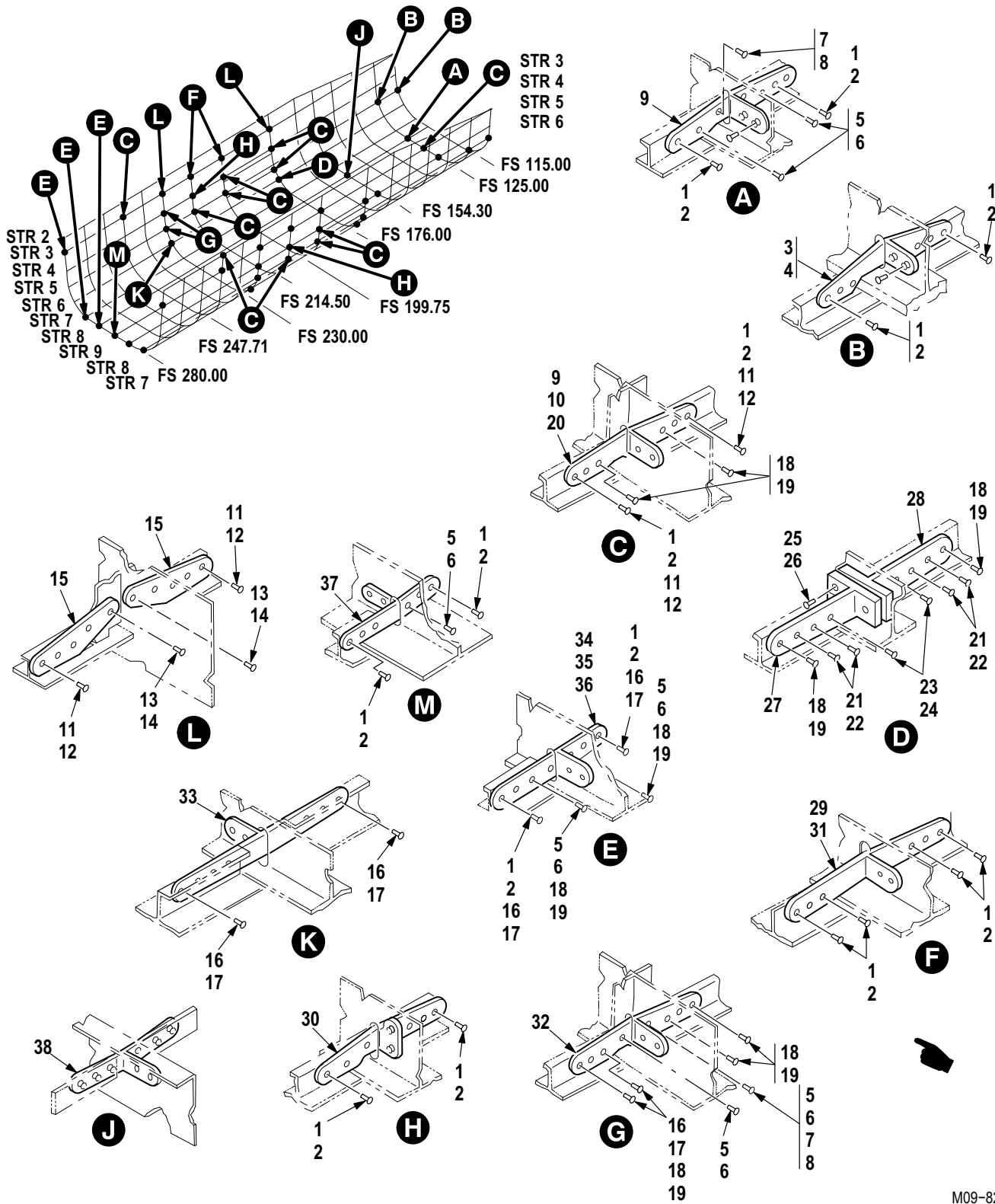
M09-784H

Figure 84. Group 02 Skin and Stringer Installation (LH Side)
 7-31 1113280
 7-31 1113280-601 A/C With MWO 1-1520-238-50-49 Incorporated

(1) ITEM NO.	(2) SMR CODE	(3) CAGE	(4) PART NUMBER	(5) DESCRIPTION AND USABLE ON CODE (UOC)	(6) QTY
				Group 02 Airframe Fig. 84 Skin and Stringer Installation (LH Side) 7-31 1113280 7-31 1113280-601 A/C With MWO 1-1520-238-50-49 Incorporated	
1	MFFZZ	02731	7-31 1113280-77	• Doubler	1
2	PAOZZ	96906	MS21048L3	• Nut, Self-Locking, PI	2
3	PAOZZ	02731	HS4592-2D6-14	• Bracket, Angle	2
4	PAOOO	02731	7-31 1113280-99	• Bracket, Angle	1
5	PAOZZ	80205	MS21075L3E	• • Nut, Self-Locking, PI	1
6	PAOOO	02731	7-31 1113280-69	• Bracket Assy	1
7	PAOZZ	96906	MS21071L3	• • Nut, Self-Locking, PI	1
8	PAOZZ	80205	MS21075L3E	• Nut, Self-Locking, PI	23
9	PAOOO	02731	7-31 1113280-121	• Bracket, Mounting	3
10	PAOZZ	80205	MS21075L3E	• • Nut, Self-Locking, PI	1
11	PAOZZ	02731	HS4592-1D6-6	• Bracket, Angle	4
12	PAOZZ	80205	NAS6703D1	• Bolt, Shear	2
13	PAOZZ	96906	MS21077-3	• Nut, Self-Locking, PI	2
14	MFOZZ	02731	7-31 1113280-73	• Bracket	3
15	PAOZZ	02731	HS5602-6-6	• Pin-Rivet, Threaded	6
16	PAOZZ	02731	HS5582-6	• Collar, Pin-Rivet, Th	6
17	PAOOO	02731	7-31 1113280-63	• Bracket Assy	1
18	PAOZZ	80205	MS21075L3E	• • Nut, Self-Locking, PI	1
19	PAOZZ	96906	MS21069L3	• Nut, Self-Locking, PI	2
20	MFFZZ	02731	7-31 1113280-59	• Seal	1
21	PAOZZ	02731	HS4430-1	• Receptacle, Turnlock	8
22	XDFZZ	02731	7-31 1113281	• Vent	1
23	PAOOO	02731	7-31 1113280-85	• Bracket Assy	1
24	PAOZZ	80205	MS21075L06N	• • Nut, Self-Locking, PI	2
25	PAOZZ	02731	7-31 1113280-87	• Bracket, Angle	1
26	PAOZZ	02731	HS4592-1D6-8	• Bracket, Angle	3
27	MFFZZ	02731	7-31 1113280-79	• Doubler	1
28	MFFZZ	02731	7-31 1113280-103	• Doubler	1
29	PAOZZ	70485	2758	• Grommet, Nonmetallic	1
30	XDFZZ	02731	7-31 1113280-109	• Shim	2
31	PAOZZ	88044	AN960JD10LL	• Washer, Flat	2
32	PAFZZ	02731	HS5435-0302	• Rivet, Blind	30
33	PAFZZ	99551	2881003-4	• Rivet, Solid	34
END OF FIGURE					

(1) ITEM NO.	(2) SMR CODE	(3) CAGE	(4) PART NUMBER	(5) DESCRIPTION AND USABLE ON CODE (UOC)	(6) QTY
				Group 02 Airframe Fig. 85 Skin and Stringer Installation (RH Side) 7-31 1113280 7-31 1113280-601 A/C With MWO 1-1520-238-50-49 Incorporated	
1	PAOZZ	96906	MS21048L3	• Nut, Self-Locking, Pl	1
2	XDFZZ	02731	7-31 1113280-109	• Shim	1
3	PAOZZ	02731	HS5602-6-5	• Pin-Rivet, Threaded	4
4	PAOZZ	02731	HS5582-6	• Collar, Pin-Rivet, Th	4
5	PAOZZ	02731	HS5602-6-6	• Pin-Rivet, Threaded	25
6	PAOZZ	02731	HS5582-6	• Collar, Pin-Rivet, Th	25
7	PAOZZ	02731	HS4430-1	• Receptacle, Turnlock	8
8	MFFZZ	02731	7-31 1113280-159	• Gusset	1
9	MFFZZ	02731	7-31 1113280-158	• Gusset	1
10	XDFZZ	02731	7-31 1113281	• Vent	1
11	XDFZZ	02731	7-21 1113312	• Vent & Drain Assy	1
12	PAOZZ	96906	MS35489-7	• Grommet, Nonmetallic	1
13	PAOZZ	02731	HS4592-1D6-6	• Bracket, Angle	3
14	PAOZZ	02731	HS4592-1D6-7	• Bracket, Angle	1
15	PAOOO	02731	7-31 1113280-85	• Bracket Assy	1
16	PAOZZ	96906	MS21075L06N	• Nut, Self-Locking, Pl	2
17	PAOZZ	02731	7-31 1113280-88	• Bracket, Angle	1
18	PAOZZ	02731	HS4592-1D6-8	• Bracket, Angle	3
19	MFFZZ	02731	7-31 1113280-79	• Doubler	1
20	MFFZZ	02731	7-31 1113280-75	• Strap	1
21	PAOZZ	96906	MS35489-6	• Grommet, Nonmetallic	1
22	PAOZZ	80205	MS21075L3E	• Nut, Self-Locking, Pl	25
23	PAFZZ	99551	2881003-4	• Rivet, Solid	34
24	PAOZZ	02731	7-31 1113280-173	• Plate, Structural Ai A/C With MWO 1-1520-238-50-49 Incorporated	1
25	PAOZZ	02731	HS4592-2D6-10	• Bracket, Angle A/C With MWO 1-1520-238-50-49 Incorporated	2
26	XCFFF	02731	7-1 11210300	Flange Instl Air Exh Fuel Boost Pump	1
27	XDFZZ	02731	7-1 11210300-3	• Flange Assy	1
28	XDFZZ	02731	7-1 11210300-9	• Filler	1
29	XDOOO	02731	7-31 1113284-5	• Bracket A/C With MWO 1-1520-238-50-49 Incorporated	1
30	PAOZZ	96906	MS21061L06	• Nut, Self-Locking, Pl A/C With MWO 1-1520-238-50-49 Incorporated	4
31	XDOOO	02731	7-31 1113284-1	• Bracket A/C With MWO 1-1520-238-50-49 Incorporated	1
32	PAOZZ	02731	HS4592-2D6-10	• Bracket, Angle A/C With MWO 1-1520-238-50-49 Incorporated	1

END OF FIGURE



M09-825E

Figure 86. Group 02 Dagger Installation, Fuselage Stringer Splice
7-31 1113149-1 LH
7-31 1113149-2 RH

(1) ITEM NO.	(2) SMR CODE	(3) CAGE	(4) PART NUMBER	(5) DESCRIPTION AND USABLE ON CODE (UOC)	(6) QTY
				Group 02 Airframe Fig. 86 Dagger Installation, Fuselage Stringer Splice 7-31 1113149-1 LH 7-31 1113149-2 RH	
1	PAFZZ	02731	HS5602-5-3	• Pin-Rivet, Threaded	71
2	PAFZZ	02731	HS5582-5	• Collar, Pin-Rivet, Th	71
3	XDFZZ	02731	7-31 1113102-3	• Dagger LH	2
3	XDFZZ	02731	7-31 1113102-4	• Dagger RH	1
4	XDFZZ	02731	7-31 1113102-33	• Dagger LH	1
4	XDFZZ	02731	7-31 1113102-34	• Dagger RH	1
5	PAFZZ	02731	HS5602-5-4	• Pin-Rivet, Threaded	8
6	PAFZZ	02731	HS5582-5	• Collar, Pin-Rivet, Th	8
7	PAFZZ	02731	HS5602-5-5	• Pin-Rivet, Threaded	2
8	PAFZZ	02731	HS5582-5	• Collar, Pin-Rivet, Th	2
9	XDFZZ	02731	7-31 1113102-5	• Dagger	6
10	XDFZZ	02731	7-31 1113102-7	• Dagger LH	1
11	PAFZZ	02731	HS5602-6-3	• Pin-Rivet, Threaded	16
12	PAFZZ	02731	HS5581-6	• Collar, Pin-Rivet, Th	16
13	PAFZZ	02731	HS5602-6-4	• Pin-Rivet, Threaded	4
14	PAFZZ	02731	HS5581-6	• Collar, Pin-Rivet, Th	4
15	XDFZZ	02731	7-31 1113102-29	• Plate	4
16	PAFZZ	02731	HS5602-6-3	• Pin-Rivet, Threaded	30
17	PAFZZ	02731	HS5582-6	• Collar, Pin-Rivet, Th	30
18	PAFZZ	02731	HS5602-6-4	• Pin-Rivet, Threaded	17
19	PAFZZ	02731	HS5582-6	• Collar, Pin-Rivet, Th	17
20	XDFZZ	02731	7-31 1113102-39	• Dagger LH	1
20	XDFZZ	02731	7-31 1113102-40	• Dagger RH	1
21	PAFZZ	02731	HS5602-6-5	• Pin-Rivet, Threaded	4
22	PAFZZ	02731	HS5582-6	• Collar, Pin-Rivet, Th	4
23	PAFZZ	02731	HS5602-6-6	• Pin-Rivet, Threaded	2
24	PAFZZ	02731	HS5582-6	• Collar, Pin-Rivet, Th	2
25	PAFZZ	02731	HS5603-8-10	• Pin-Rivet, Threaded	2
26	PAFZZ	02731	HS5583-8	• Collar, Pin-Rivet, Th	2
27	XDFZZ	02731	7-31 1113329-9	• Tee	1
28	XDFZZ	02731	7-31 1113329-10	• Tee	1
29	XDFZZ	02731	7-31 1113102-13	• Dagger LH	1
29	XDFZZ	02731	7-31 1113102-14	• Dagger RH	1
30	XDFZZ	02731	7-31 1113102-41	• Dagger	1
31	XDFZZ	02731	7-31 1113102-43	• Dagger LH	1
31	XDFZZ	02731	7-31 1113102-44	• Dagger RH	1
32	XDFZZ	02731	7-31 1113102-11	• Dagger LH	2
32	XDFZZ	02731	7-31 1113102-12	• Dagger RH	1
33	XDFZZ	02731	7-31 1113329-5	• Dagger	1
34	XDFZZ	02731	7-31 1113102-15	• Dagger LH	1
34	XDFZZ	02731	7-31 1113102-16	• Dagger RH	1
35	XDFZZ	02731	7-31 1113102-17	• Dagger LH	1
35	XDFZZ	02731	7-31 1113102-18	• Dagger RH	1
36	XDFZZ	02731	7-31 1113102-19	• Dagger LH	1
36	XDFZZ	02731	7-31 1113102-20	• Dagger RH	1

(1) ITEM NO.	(2) SMR CODE	(3) CAGE	(4) PART NUMBER	(5) DESCRIPTION AND USABLE ON CODE (UOC)	(6) QTY
37	XDFZZ	02731	7-31 1113102-37	• Dagger LH	1
38	XDFZZ	02731	7-31 1113102-35	• Dagger	1
END OF FIGURE					

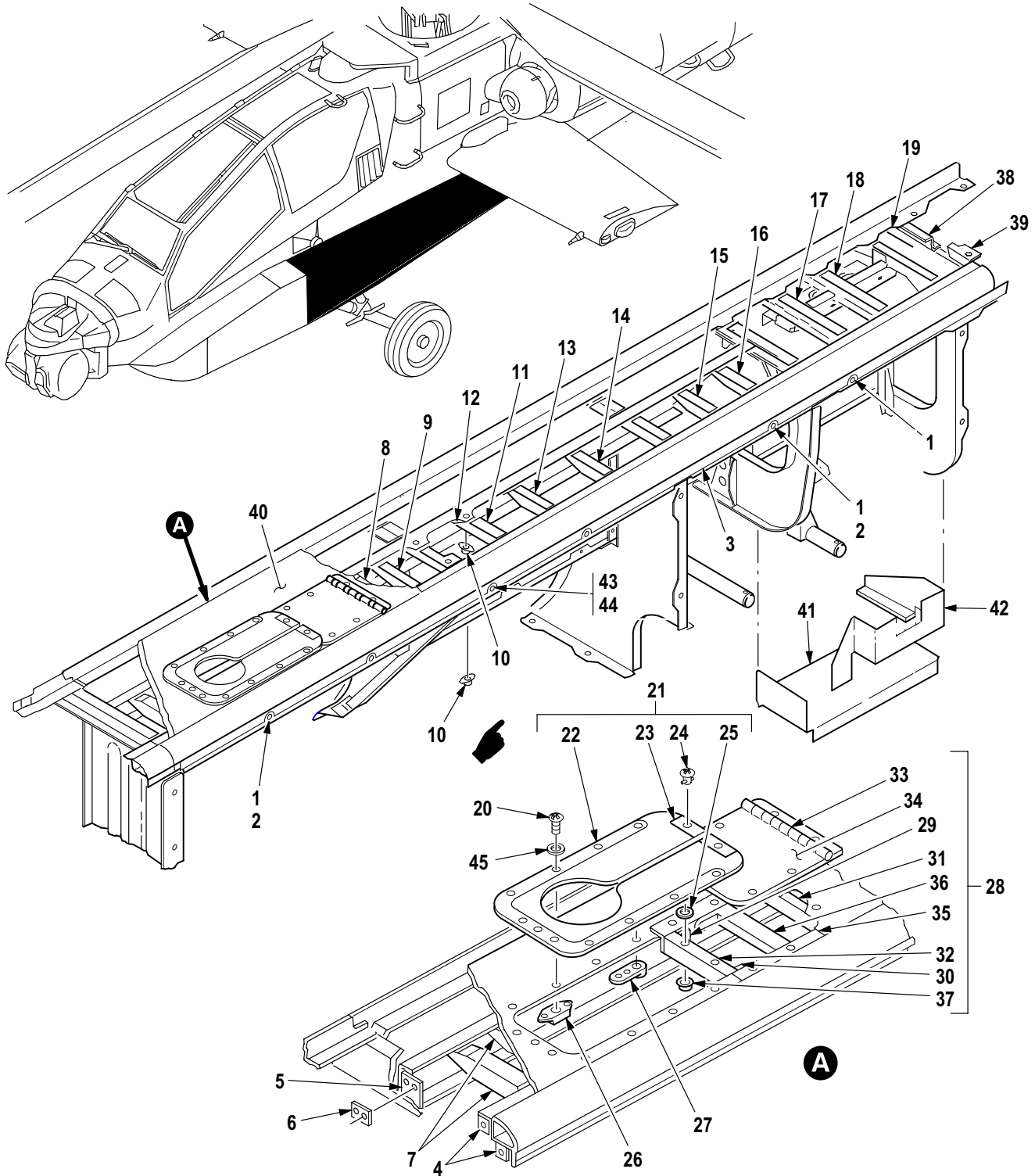
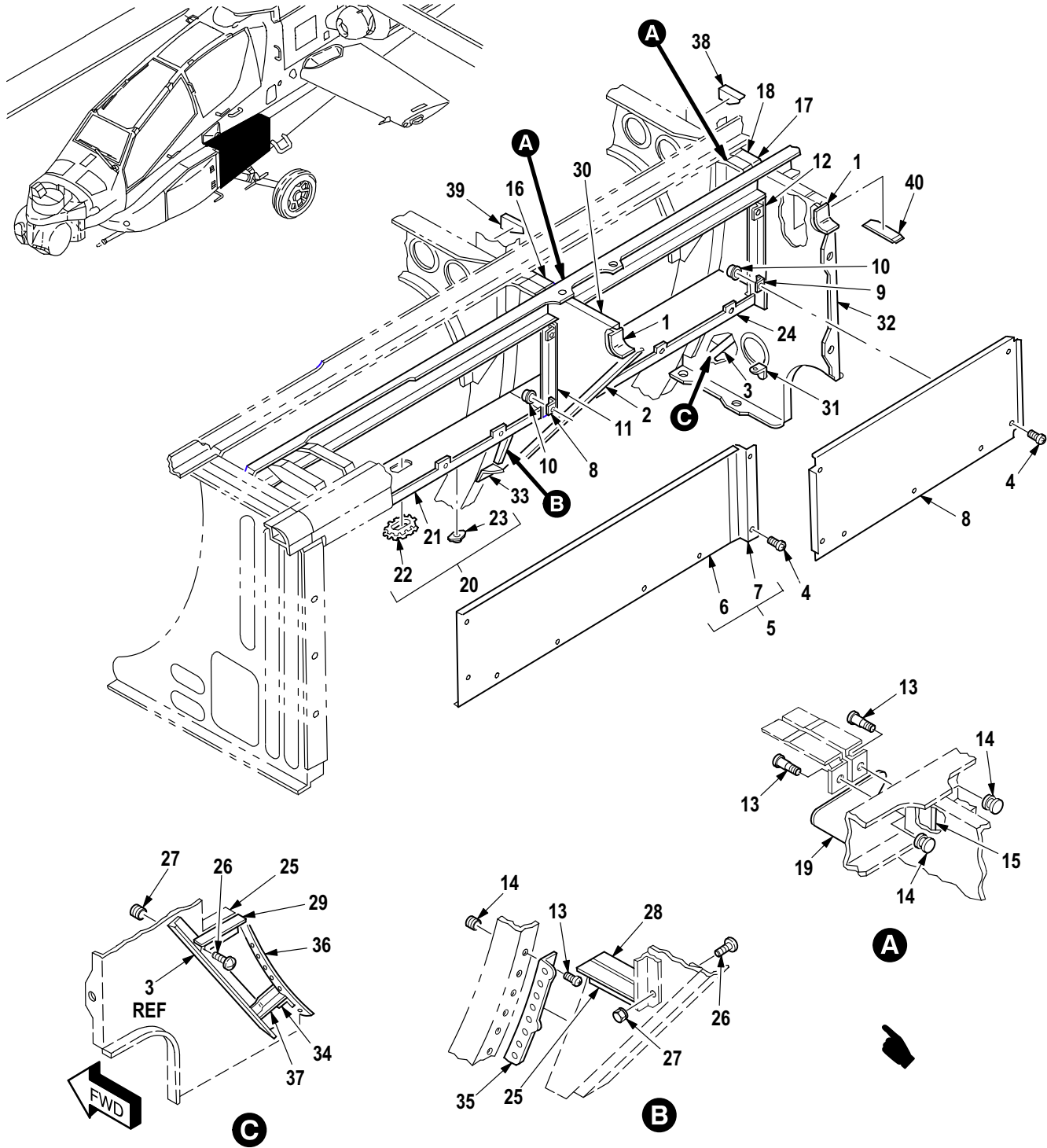


Figure 87. Group 02 Walkway Installation (FS 115 to FS 199) (Part 1)
7-31 1113470-2 RH
7-31 1113470-601 LH

(1) ITEM NO.	(2) SMR CODE	(3) CAGE	(4) PART NUMBER	(5) DESCRIPTION AND USABLE ON CODE (UOC)	(6) QTY
				Group 02 Airframe Fig. 87 Walkway Installation (FS 115 to FS 199) (Part 1) 7-31 1113470-2 RH 7-31 1113470-601 LH	
1	PAOZZ	02731	HS4430-1	• Receptacle, Turnlock LH	18
2	PAOZZ	02731	HS4430-1	• Receptacle, Turnlock RH	17
3	XDOZZ	02731	7-31 1113470-291	• Edging RH	1
3	XDOZZ	02731	7-31 1113470-5	• Edging LH	1
4	XDOZZ	02731	7-31 1113470-71	• Clip	2
5	XDOZZ	02731	7-31 1113470-75	• Angle LH	1
5	XDOZZ	02731	7-31 1113470-77	• Angle RH	1
6	XDOZZ	02731	7-31 1113470-79	• Shim LH	1
6	XDOZZ	02731	7-31 1113470-81	• Shim RH	1
7	XDOZZ	02731	7-31 1113470-23	• Angle	2
8	XDOZZ	02731	7-31 1113470-25	• Angle	1
9	XDOZZ	02731	7-31 1113470-27	• Angle	1
10	PAOZZ	02731	HS4882-1	• Receptacle, Turnlock	3
11	XDOZZ	02731	7-31 1113470-47	• Angle LH	1
11	XDOZZ	02731	7-31 1113470-48	• Angle RH	1
12	XDOZZ	02731	7-31 1113470-121	• Clip LH	1
12	XDOZZ	02731	7-31 1113470-122	• Clip RH	1
13	XDOZZ	02731	7-31 1113470-31	• Angle	1
14	XDOZZ	02731	7-31 1113470-33	• Angle	1
15	XDOZZ	02731	7-31 1113470-35	• Angle	1
16	XDOZZ	02731	7-31 1113470-37	• Angle	1
17	XDOZZ	02731	7-31 1113470-39	• Zee	1
18	XDOZZ	02731	7-31 1113470-41	• Zee	1
19	XDOZZ	02731	7-31 1113470-309	• Angle	1
20	PAOZZ	80205	NAS623-3-3	• Screw, Machine	17
21	PAOOO	02731	7-31 1113470-7	• Seal Assembly, Walkw LH	1
21	PAOOO	02731	7-31 1113470-8	• Seal Assembly, Walkw RH	1
22	XDOZZ	02731	7-31 1113470-43	• Strap	1
23	XDOZZ	02731	7-31 1113470-45	• Clip	2
24	PAOZZ	02731	HS4428-13	• Stud, Turnlock Faste	2
25	PAOZZ	02731	HS4429-1	• Washer, Split	2
26	PAOZZ	80205	MS21075L3E	• Nut, Self-Locking, PI	15
27	PAOZZ	96906	MS21071L3	• Nut, Self-Locking, PI	2
28	PBOOO	02731	7-31 1113470-15	• Door, Access, Aircraf LH	1
28	PBOOO	02731	7-31 1113470-16	• Door, Access, Aircraf RH	1
29	XDOZZ	02731	7-31 1113470-51	• Angle	1
30	XDOZZ	02731	7-31 1113470-53	• Angle	1
31	XDOZZ	02731	7-31 1113470-58	• Angle	1
32	XDOZZ	02731	7-31 1113470-227	• Angle	1
33	PAOZZ	02731	7-31 1113470-65	• Hinge, Butt	1
34	XDOZZ	02731	7-31 1113470-69	• Panel	1
35	XDOZZ	02731	7-31 1113470-57	• Angle LH	1
35	XDOZZ	02731	7-31 1113470-59	• Angle RH	1
36	XDOZZ	02731	7-31 1113470-223	• Channel LH	1
36	XDOZZ	02731	7-31 1113470-224	• Channel RH	1
37	PAOZZ	02731	HS4427-1	• Receptacle, Turnlock	2
38	XDOZZ	02731	7-31 1113470-265	• Zee LH	1

(1) ITEM NO.	(2) SMR CODE	(3) CAGE	(4) PART NUMBER	(5) DESCRIPTION AND USABLE ON CODE (UOC)	(6) QTY
38	XDOZZ	02731	7-31 1113470-266	• Zee RH	1
39	XDOZZ	02731	7-31 1113470-267	• Angle LH	1
39	XDOZZ	02731	7-31 1113470-268	• Angle RH	1
40	XDOZZ	02731	7-31 1113470-19	• Deck LH	1
40	XDOZZ	02731	7-31 1113470-21	• Deck RH	1
41	XDOZZ	02731	7-31 1113470-307	• Bracket LH	1
42	XDOZZ	02731	7-31 1113470-303	• Support LH	1
43	PAOZZ	02731	HS5605-5-5	• Pin-Rivet, Threaded	1
44	PAOZZ	02731	HS5581-5	• Collar, Pin-Rivet, Th	1
45	PAOZZ	88044	AN960JD10LL	• Washer, Flat	54
END OF FIGURE					



M09-1074E

Figure 88. Group 02 Walkway Installation (LH Side) (FS 115 to FS 163) (Part 2)
7-31 1113470-601

(1) ITEM NO.	(2) SMR CODE	(3) CAGE	(4) PART NUMBER	(5) DESCRIPTION AND USABLE ON CODE (UOC)	(6) QTY
				Group 02 Airframe Fig. 88 Walkway Installation (LH Side) (FS 115 to FS 163) (Part 2) 7-31 1113470-601	
1	XDOZZ	02731	7-21 1113471-1	• Bracket	2
2	XDOZZ	02731	7-31 1113470-1 15	• Angle	1
3	XDOZZ	02731	7-31 1113470-93	• Angle	1
4	PAOZZ	80205	NAS623-3-1	• Screw, Machine	15
5	XDOOO	02731	7-31 1113470-235	• Panel Assy	1
6	XAOZZ	02731	7-31 1113470-237	•• Panel	1
7	XDOZZ	02731	7-31 1113470-239	•• Zee	1
8	XDOZZ	02731	7-31 1113470-129	• Panel	1
9	XDOZZ	02731	7-31 1113470-135	• Clip	6
10	PAOZZ	80205	MS21075L3E	• Nut, Self-Locking, Pl	6
11	XDOZZ	02731	7-31 1113470-1 17	• Angle	1
12	XDOZZ	02731	7-31 1113470-95	• Angle	1
13	PAOZZ	02731	HS5603-5-3	• Pin-Rivet, Threaded	5
14	PAOZZ	02731	HS5580-5	• Collar, Pin-Rivet, Th	5
15	XDOZZ	02731	7-31 1113470-285	• Clip	2
16	XDOZZ	02731	7-31 1113470-1 19	• Bracket	1
17	XDOZZ	02731	7-31 1113470-103	• Bracket	1
18	XDOZZ	02731	7-31 1113470-104	• Bracket	1
19	XDOZZ	02731	7-31 1113470-49	• Plate	2
20	XDOOO	02731	7-31 1113470-281	• Panel Assy	1
21	XDOZZ	02731	7-31 1113470-279	•• Panel	1
22	PAOZZ	96906	MS21266-1N	•• Grommet, Nonmetallic	1
23	PAOZZ	80205	MS21075L3E	•• Nut, Self-Locking, Pl	4
24	XDOZZ	02731	7-31 1113470-243	• Panel	1
25	XDOZZ	02731	7-31 1113470-261	• Angle	2
26	PAOZZ	02731	HS5602-5-3	• Pin-Rivet Threaded	1
27	PAOZZ	02731	HS5581-5	• Collar, Pin-Rivet, Th	1
28	XDOZZ	02731	7-31 1113470-273	• Angle	1
29	XDOZZ	02731	7-31 1113470-97	• Angle	1
30	XDOZZ	02731	7-31 1113470-1 13	• Web	1
31	XDOZZ	02731	HS4592-2D6-16	• Bracket, Angle	1
32	XDOZZ	02731	7-31 1113470-251	• Web	1
33	XDOZZ	02731	7-31 1113470-123	• Clip	1
34	XDOZZ	02731	7-31 1113470-109	• Clip	1
35	XDOZZ	02731	7-31 1113470-203	• Angle	1
36	XDOZZ	02731	7-31 1113470-105	• Angle	1
37	XDOZZ	02731	7-31 1113470-1 11	• Angle	1
38	XDOZZ	02731	7-31 1113470-269	• Angle	1
39	XDOZZ	02731	7-31 1113470-271	• Angle	1
40	XDOZZ	02731	7-31 1113470-305	• Spacer	1
END OF FIGURE					

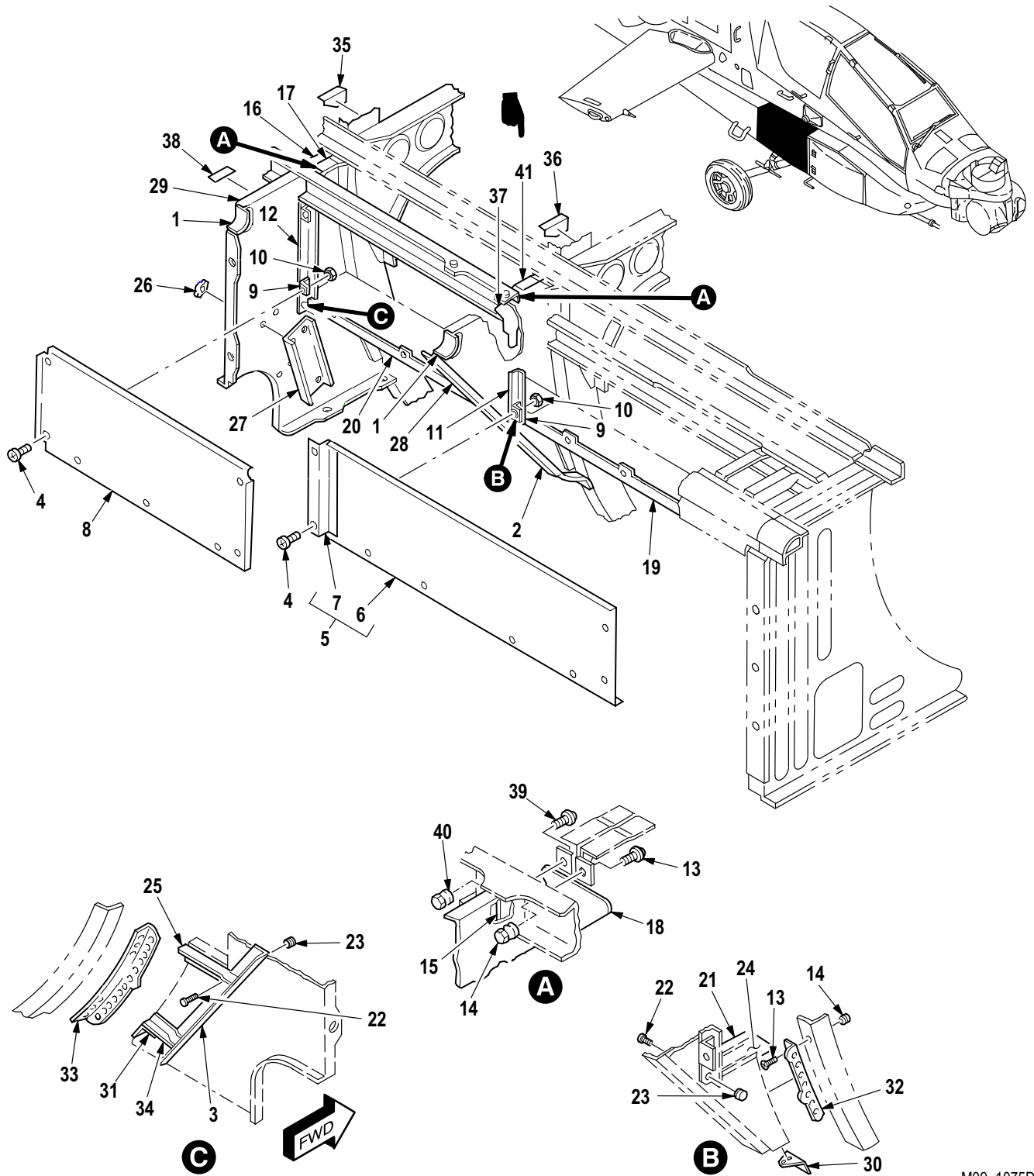
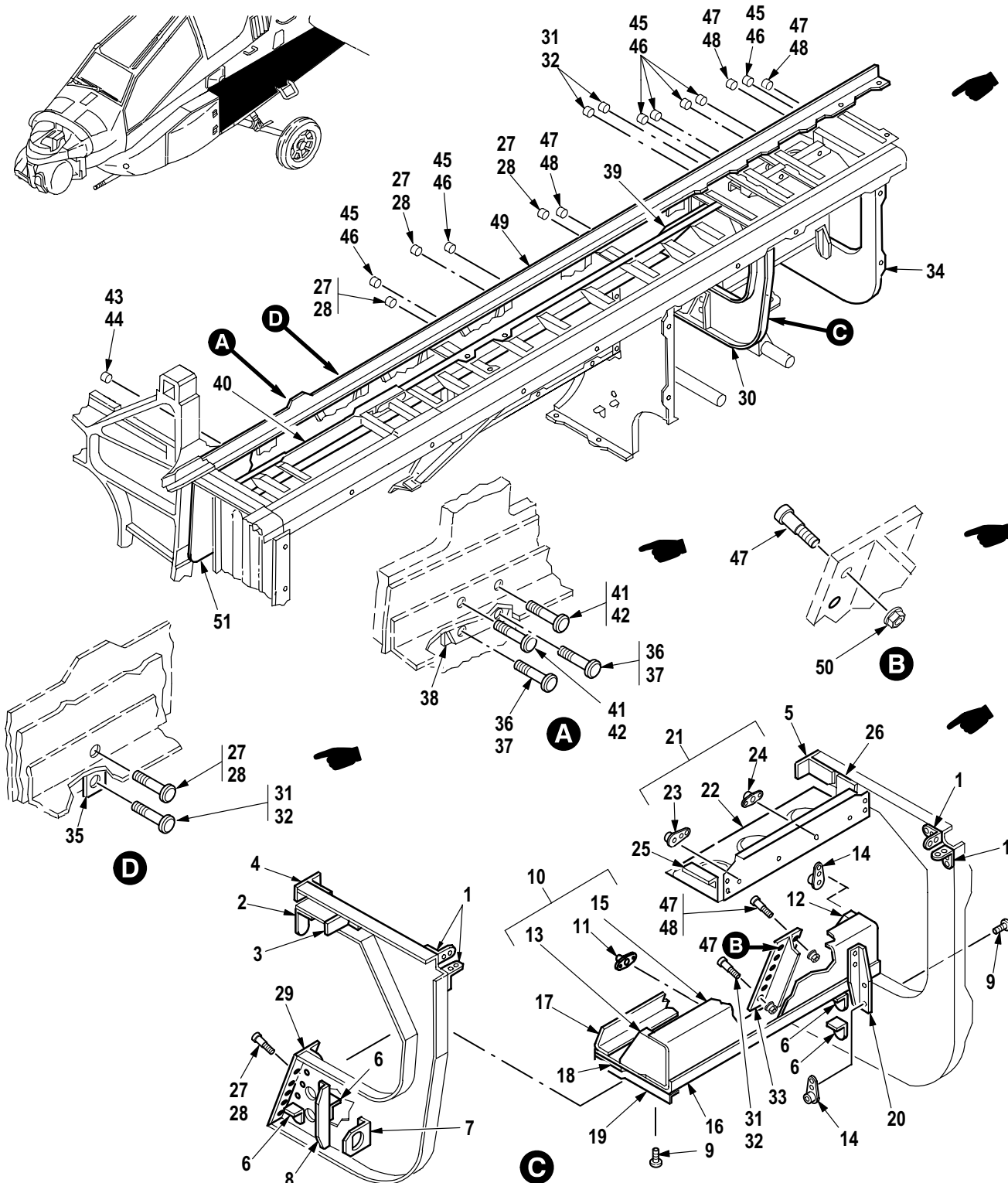


Figure 89. Group 02 Walkway Installation (RH Side) (FS 115 to FS 163) (Part 3)
7-311113470-2

M09-1075D

(1) ITEM NO.	(2) SMR CODE	(3) CAGE	(4) PART NUMBER	(5) DESCRIPTION AND USABLE ON CODE (UOC)	(6) QTY
				Group 02 Airframe Fig. 89 Walkway Installation (RH Side) (FS 115 to FS 163) (Part 3) 7-31 1113470-2	
1	XDOZZ	02731	7-21 1113471-2	• Bracket	2
2	XDOZZ	02731	7-31 1113470-1 16	• Angle	1
3	XDOZZ	02731	7-31 1113470-94	• Angle	1
4	PAOZZ	80205	NAS623-3-1	• Screw, Machine	15
5	XDOOO	02731	7-31 1113470-236	• Panel Assy	1
6	XAOZZ	02731	7-31 1113470-238	•• Panel	1
7	XDOZZ	02731	7-31 1113470-239	•• Zee	1
8	MFOZZ	02731	7-31 1113470-130	• Panel	1
9	XDOZZ	02731	7-31 1113470-135	• Clip	6
10	PAOZZ	80205	MS21075L3E	• Nut, Self-Locking, Pl	21
11	XDOZZ	02731	7-31 1113470-1 17	• Angle	1
12	XDOZZ	02731	7-31 1113470-95	• Angle	1
13	PAOZZ	02731	HS5603-5-3	• Pin-Rivet, Threaded	5
14	PAOZZ	02731	HS5580-5	• Collar, Pin-Rivet, Th	5
15	XDOZZ	02731	7-31 1113470-285	• Clip	2
16	XDOZZ	02731	7-31 1113470-103	• Bracket	1
17	XDOZZ	02731	7-31 1113470-104	• Bracket	1
18	XDOZZ	02731	7-31 1113470-49	• Plate	2
19	XDOZZ	02731	7-31 1113470-254	• Panel	1
20	XDOZZ	02731	7-31 1113470-244	• Panel	1
21	XDOZZ	02731	7-31 1113470-262	• Angle	2
22	PAOZZ	02731	HS5602-5-3	• Pin-Rivet, Threaded	2
23	PAOZZ	02731	HS5581-5	• Collar, Pin-Rivet, Th	2
24	XDOZZ	02731	7-31 1113470-274	• Angle	1
25	XDOZZ	02731	7-31 1113470-98	• Angle	2
26	PAOZZ	96906	MS21075L4E	• Nut, Self-Locking, Pl	4
27	XDOZZ	02731	7-31 1113470-275	• Channel	1
28	XDOZZ	02731	7-31 1113470-1 14	• Web	1
29	XDOZZ	02731	7-31 1113470-252	• Web	1
30	XDOZZ	02731	7-31 1113470-123	• Clip	1
31	XDOZZ	02731	7-31 1113470-1 10	• Clip	1
32	XDOZZ	02731	7-31 1113470-204	• Angle	1
33	XDOZZ	02731	7-31 1113470-106	• Angle	1
34	XDOZZ	02731	7-31 1113470-1 12	• Angle	1
35	XDOZZ	02731	7-31 1113470-270	• Angle	1
36	XDOZZ	02731	7-31 1113470-272	• Angle	1
37	XDOZZ	02731	7-31 1113470-289	• Strap	1
38	XDOZZ	02731	7-31 1113470-306	• Spacer	1
39	PAOZZ	02731	HS5605-5-5	• Pin-Rivet, Threaded	1
40	PAOZZ	02731	HS5581-5	• Collar, Pin-Rivet, Th	1
41	XDOZZ	02731	7-31 1113470-120	• Bracket	1
END OF FIGURE					

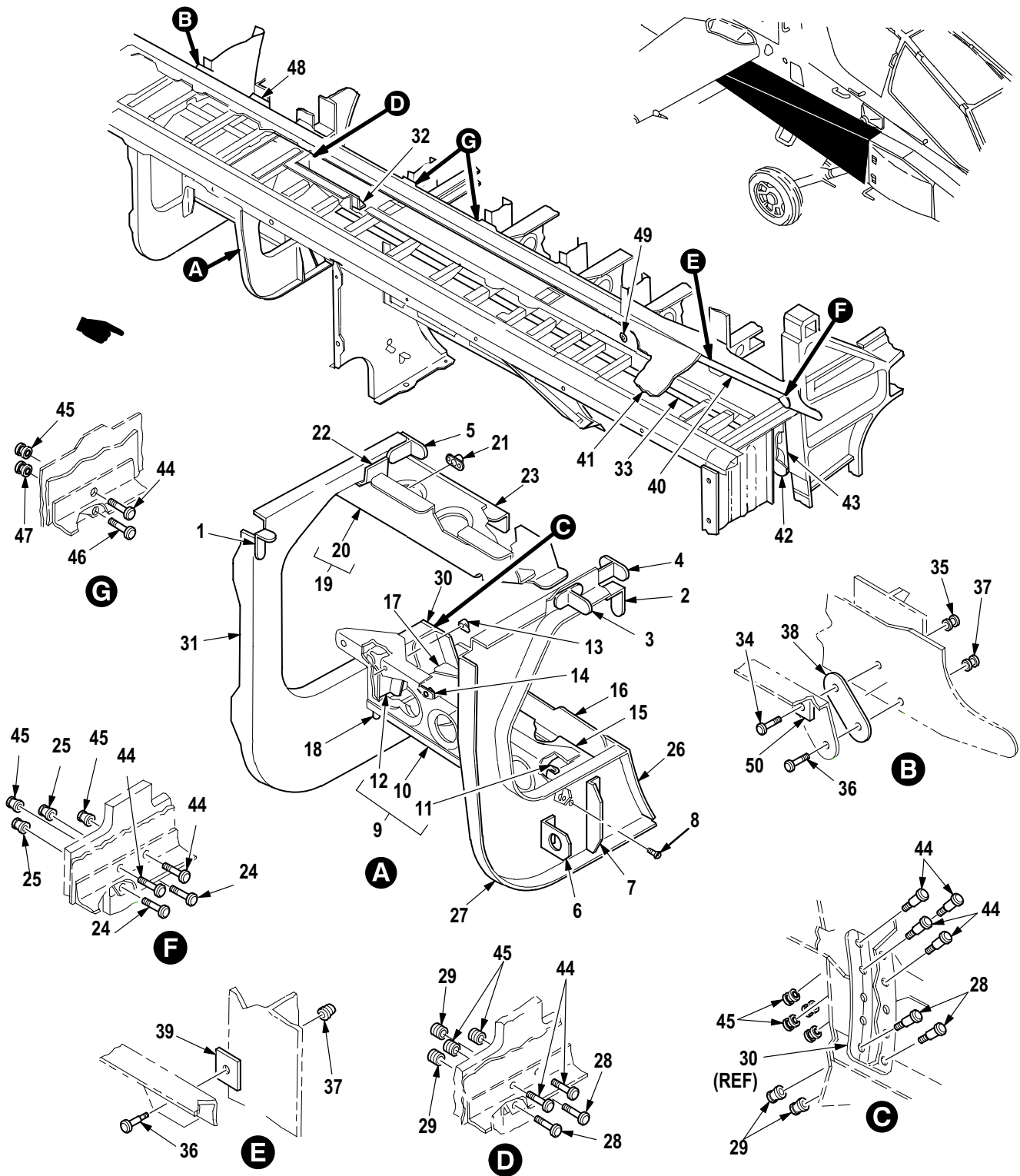


M09-1076E

Figure 90. Group 02 Walkway Installation (LH Side) (FS 115 to FS 199) (Part 4)
7-31 1113470-601

(1) ITEM NO.	(2) SMR CODE	(3) CAGE	(4) PART NUMBER	(5) DESCRIPTION AND USABLE ON CODE (UOC)	(6) QTY
				Group 02 Airframe Fig. 90 Walkway Installation (LH Side) (FS 115 to FS 199) (Part 4) 7-31 1113470-601	
1	XDOZZ	02731	7-31 1113470-63	• Angle	4
2	XDOZZ	02731	7-31 1113470-283	• Angle	1
3	XDOZZ	02731	7-31 1113470-159	• Tee	1
4	XDOZZ	02731	7-31 1113470-149	• Tee	1
5	XDOZZ	02731	7-31 1113470-209	• Tee	1
6	PAOZZ	02731	HS4592-1D6-6	• Bracket, Angle	4
7	XDOZZ	02731	7-31 1113470-259	• Bracket	1
8	XDOZZ	02731	7-31 1113470-145	• Angle	1
9	PAOZZ	80205	NAS623-3-2	• Screw, Machine	22
10	XDOOO	02731	7-31 1113470-165	• Bracket Assy	1
11	XAOZZ	02731	7-31 1113470-167	• Bracket	1
12	XDOZZ	02731	7-31 1113470-173	• Gusset	1
13	XDOZZ	02731	7-31 1113470-175	• Gusset	1
14	PAOZZ	96906	MS21071L3	• Nut, Self-Locking, Pl	5
15	PAOZZ	80205	MS21075L3E	• Nut, Self-Locking, Pl	11
16	XDOZZ	02731	7-31 1113470-169	• Web	1
17	XDOZZ	02731	7-31 1113470-171	• Angle	1
18	XDOZZ	02731	7-31 1113470-179	• Gusset	1
19	XDOZZ	02731	7-31 1113470-143	• Angle	1
20	XDOZZ	02731	7-31 1113470-225	• Angle	1
21	XDOOO	02731	7-31 1113470-161	• Bracket Assy	1
22	XDOZZ	02731	7-31 1113470-163	• Bracket	1
23	PAOZZ	96906	MS21071L3	• Nut, Self-Locking, Pl	1
24	PAOZZ	80205	MS21075L3E	• Nut, Self-Locking, Pl	3
25	XDOZZ	02731	7-31 1113470-177	• Angle	1
26	XDOZZ	02731	7-31 1113470-263	• Gusset	1
27	PAOZZ	02731	HS5603-5-6	• Pin-Rivet, Threaded	6
28	PAOZZ	02731	HS5580-5	• Collar, Pin-Rivet, Th	6
29	XDOZZ	02731	7-31 1113470-139	• Tee	1
30	XDOZZ	02731	7-31 1113470-137	• Frame, Support, Walkw	1
31	PAOZZ	02731	HS5603-5-7	• Pin-Rivet, Threaded	5
32	PAOZZ	02731	HS5580-5	• Collar, Pin-Rivet, Th	5
33	XDOZZ	02731	7-31 1113470-155	• Tee	1
34	XDOZZ	02731	7-31 1113470-151	• Frame	1
35	XDOZZ	02731	7-31 1113470-295	• Shim	1
36	PAOZZ	02731	HS5603-5-12	• Pin-Rivet, Threaded	2
37	PAOZZ	02731	HS5580-5	• Collar, Pin-Rivet, Th	2
38	XDOZZ	02731	7-31 1113470-195	• Shim	1
39	XDOZZ	02731	7-31 1113470-215	• Angle	1
40	XDOZZ	02731	7-31 1113470-9	• Channel	1
41	PAOZZ	02731	HS5603-6-1 1	• Pin-Rivet, Threaded	2
42	PAOZZ	02731	HS5580-6	• Collar, Pin-Rivet, Th	2
43	PAOZZ	02731	HS5603-6-13	• Pin-Rivet, Threaded	1
44	PAOZZ	02731	HS5580-6	• Collar, Pin-Rivet, Th	1
45	PAOZZ	02731	HS5603-5-5	• Pin-Rivet, Threaded	9
46	PAOZZ	02731	HS5580-5	• Collar, Pin-Rivet, Th	9
47	PAOZZ	02731	HS5603-5-4	• Pin-Rivet, Threaded	4
48	PAOZZ	02731	HS5580-5	• Collar, Pin-Rivet, Th	4

(1) ITEM NO.	(2) SMR CODE	(3) CAGE	(4) PART NUMBER	(5) DESCRIPTION AND USABLE ON CODE (UOC)	(6) QTY
49	XDOZZ	02731	7-31 1113470-1 1	• Tee	1
50	PAOZZ	80205	MS21042-08	• Nut, Self-Locking, Ex	1
51	XDOZZ	02731	7-31 1113470-61	• Firewall	1
END OF FIGURE					

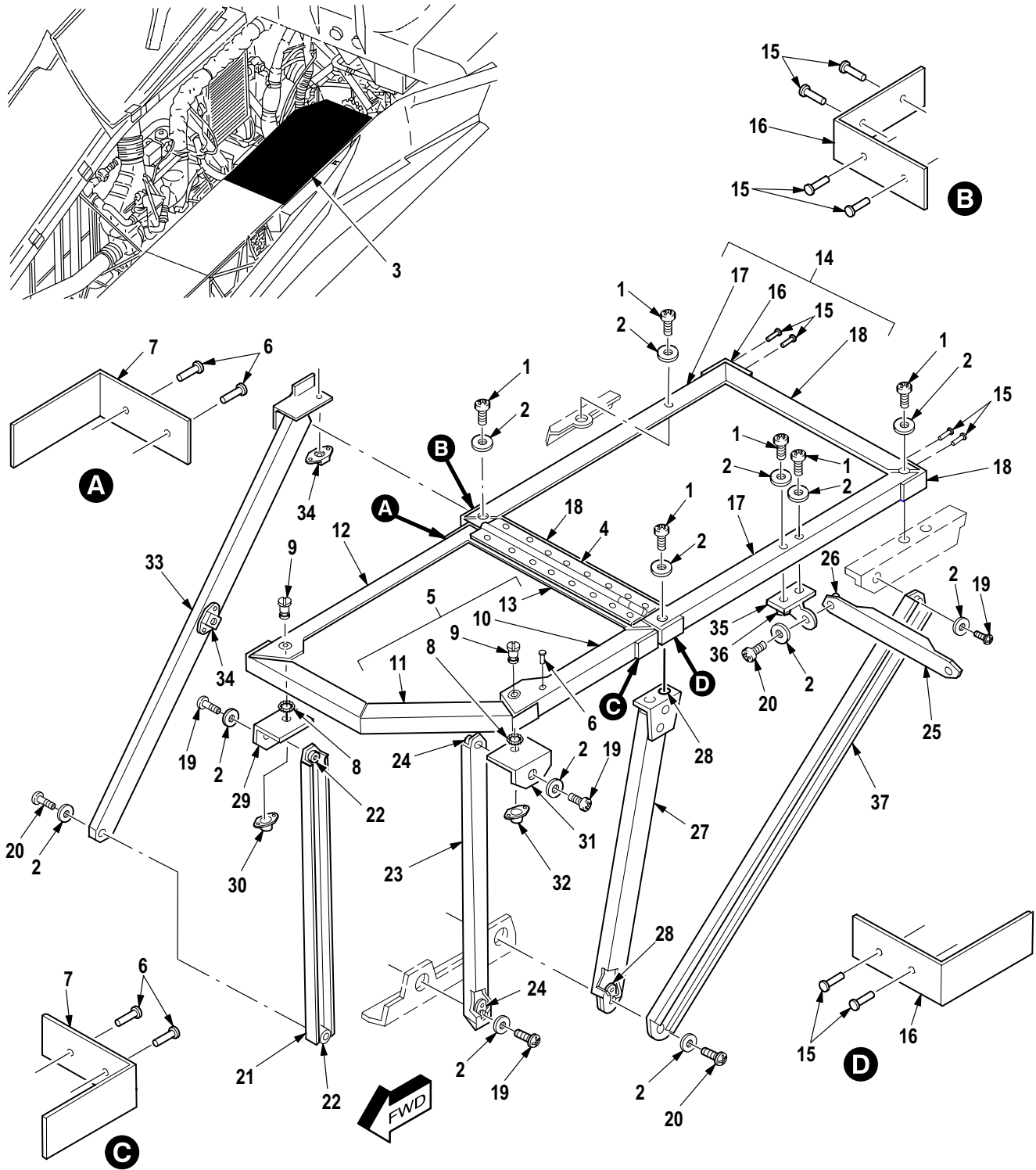


M09-1077D

Figure 91. Group 02 Walkway Installation (RH Side) (FS 115 to FS 199) (Part 5)
7-31 1113470-2

(1) ITEM NO.	(2) SMR CODE	(3) CAGE	(4) PART NUMBER	(5) DESCRIPTION AND USABLE ON CODE (UOC)	(6) QTY
				Group 02 Airframe Fig. 91 Walkway Installation (RH Side) (FS 115 to FS 199) (Part 5) 7-31 1113470-2	
1	XDOZZ	02731	7-31 1113470-63	• Angle	4
2	XDOZZ	02731	7-31 1113470-283	• Angle	1
3	XDOZZ	02731	7-31 1113470-159	• Tee	1
4	XDOZZ	02731	7-31 1113470-149	• Tee	1
5	XDOZZ	02731	7-31 1113470-209	• Tee	1
6	XDOZZ	02731	7-31 1113470-259	• Bracket	1
7	XDOZZ	02731	7-31 1113470-145	• Angle	1
8	PAOZZ	80205	NAS623-3-2	• Screw, Machine	22
9	XDOOO	02731	7-31 1113470-183	• Bracket Assy	1
10	XAOZZ	02731	7-31 1113470-185	• Bracket	1
11	XDOZZ	02731	7-31 1113470-191	• Gusset	1
12	XDOZZ	02731	7-31 1113470-192	• Gusset	1
13	PAOZZ	96906	MS21071L3	• Nut, Self-Locking, Pl	5
14	PAOZZ	80205	MS21075L3E	• Nut, Self-Locking, Pl	9
15	XDOZZ	02731	7-31 1113470-187	• Web	1
16	XDOZZ	02731	7-31 1113470-297	• Angle	1
17	XDOZZ	02731	7-31 1113470-179	• Gusset	1
18	XDOZZ	02731	7-31 1113470-199	• Angle	1
19	XDOOO	02731	7-31 1113470-301	• Bracket Assy	1
20	XAOZZ	02731	7-31 1113470-299	• Bracket	1
21	PAOZZ	80205	MS21075L3E	• Nut, Self-Locking, Pl	1
22	XDOZZ	02731	7-31 1113470-189	• Gusset	1
23	XDOZZ	02731	7-31 1113470-181	• Angle	1
24	PAOZZ	02731	HS5603-5-6	• Pin-Rivet, Threaded	2
25	PAOZZ	02731	HS5580-5	• Collar, Pin-Rivet, Th	2
26	XDOZZ	02731	7-31 1113470-141	• Tee	1
27	XDOZZ	02731	7-31 1113470-138	• Frame	1
28	PAOZZ	02731	HS5603-5-7	• Pin-Rivet, Threaded	4
29	PAOZZ	02731	HS5580-5	• Collar, Pin-Rivet, Th	4
30	XDOZZ	02731	7-31 1113470-157	• Tee	1
31	XDOZZ	02731	7-31 1113470-152	• Frame	1
32	XDOZZ	02731	7-31 1113470-216	• Angle	1
33	XDOZZ	02731	7-31 1113470-312	• Channel	1
34	PAOZZ	02731	HS5603-6-8	• Pin-Rivet, Threaded	1
35	PAOZZ	02731	HS5580-6	• Collar, Pin-Rivet, Th	1
36	PAOZZ	02731	HS5603-5-13	• Pin-Rivet, Threaded	2
37	PAOZZ	02731	HS5580-5	• Collar, Pin-Rivet, Th	2
38	XDOZZ	02731	7-31 1113470-85	• Shim	1
39	XDOZZ	02731	7-31 1113470-87	• Shim	1
40	XDOZZ	02731	7-31 1113470-83	• Angle	1
41	XDOZZ	02731	7-31 1113470-73	• Skin	1
42	XDOZZ	02731	7-31 1113470-61	• Firewall	1
43	XDOZZ	02731	7-31 1113470-197	• Spacer	1
44	PAOZZ	02731	HS5603-5-5	• Pin-Rivet, Threaded	13
45	PAOZZ	02731	HS5580-5	• Collar, Pin-Rivet, Th	13
46	PAOZZ	02731	HS5603-5-4	• Pin-Rivet, Threaded	5
47	PAOZZ	02731	HS5580-5	• Collar, Pin-Rivet, Th	5
48	XDOZZ	02731	7-31 1113470-13	• Tee	1

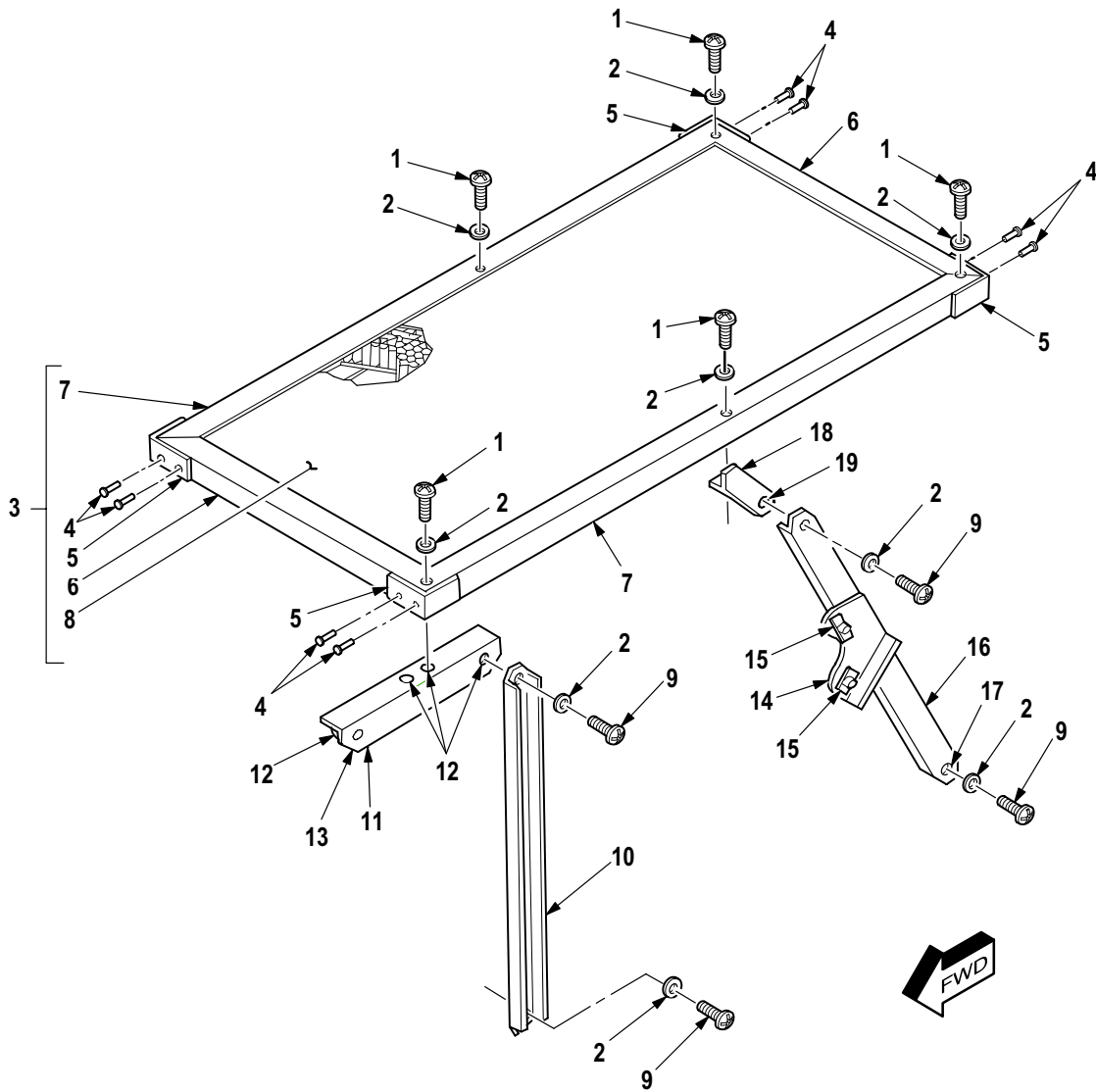
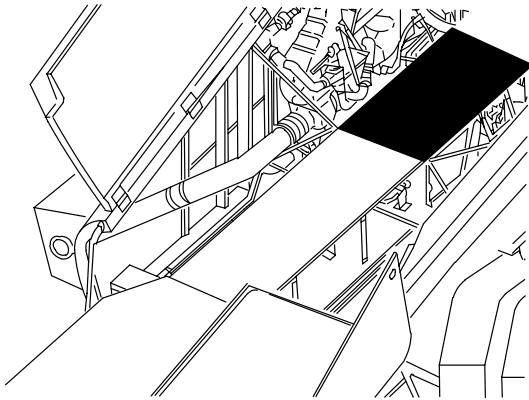
(1) ITEM NO.	(2) SMR CODE	(3) CAGE	(4) PART NUMBER	(5) DESCRIPTION AND USABLE ON CODE (UOC)	(6) QTY
49 50	PAOZZ XDOZZ	88044 02731	AN960KD616 7-31 1113470-277	<ul style="list-style-type: none"> • Washer, Flat • Radius Block 	4 1
END OF FIGURE					



M09-826F

Figure 92. Group 02 Catwalk Installation, Upper Fuselage (FS 229 to FS 257)
7-31 1113302

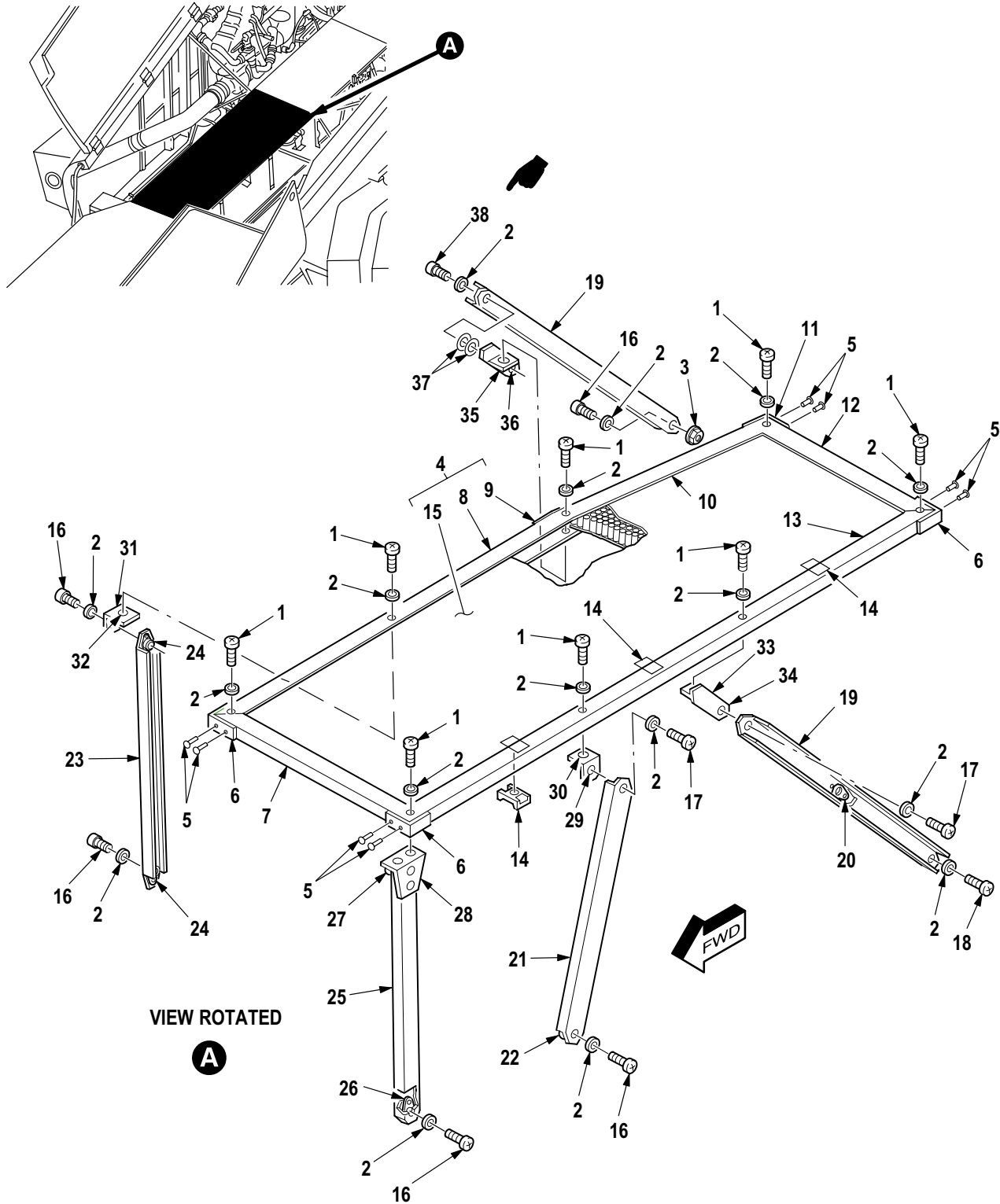
(1) ITEM NO.	(2) SMR CODE	(3) CAGE	(4) PART NUMBER	(5) DESCRIPTION AND USABLE ON CODE (UOC)	(6) QTY
				Group 02 Airframe Fig. 92 Catwalk Installation, Upper Fuselage (FS 229 to FS 257) 7-31 1113302	
1	PAOZA	80205	NAS1403-12	• Screw, Machine	6
2	PAOZZ	88044	AN960JD10L	• Washer, Flat	13
3	AFOFF	02731	7-21 1113303-13	• Panel Assembly	1
4	MFOZZ	96906	MS20001-P4-0838	•• Hinge, Butt	1
5	PAOFF	02731	7-21 1113303-1 11	•• Panel, Structural, Ai	1
6	PAFZZ	02731	HS4464-4-2	••• Rivet, Blind	5
7	XDFZZ	02731	7-21 1113303-15	••• Clip	2
8	PAOZZ	80539	1943-5	••• Ring, Retaining	2
9	PAOZZ	80539	1912-5-3	••• Stud, Turnlock Faste	2
10	XDFZZ	02731	7-21 1113303-109	••• Edging	1
11	XDFZZ	02731	7-21 1113303-107	••• Edging	1
12	XDFZZ	02731	7-21 1113303-71	••• Edging	1
13	XDFZZ	02731	7-21 1113303-87	••• Edging	1
14	PAOFF	02731	7-21 1113303-1 1	•• Panel, Structural, Ai	1
15	PAFZZ	02731	HS4464-4-2	••• Rivet, Blind	10
16	XDFZZ	02731	7-21 1113303-15	••• Clip	4
17	XDFZZ	02731	7-21 1113303-19	••• Edging	2
18	XDFZZ	02731	7-21 1113303-91	••• Edging	2
19	PAOZZ	80205	NAS623-3-2	• Screw, Machine	4
20	PAOZZ	80205	NAS623-3-3	• Screw, Machine	2
21	XDOOO	02731	7-31 1113302-25	• Strut Assembly	1
22	PAOZZ	96906	MS21061L3	•• Nut, Self-Locking, Pl	2
23	XDOOO	02731	7-31 1113302-131	• Strut Assembly	1
24	PAOZZ	96906	MS21061L3	•• Nut, Self-Locking, Pl	2
25	PAOOO	02731	7-31 1113302-29	• Strut, Aircraft	1
26	PAOZZ	96906	MS21061L3	•• Nut, Self-Locking, Pl	1
27	XDOOO	02731	7-31 1113302-23	• Strut Assembly	1
28	PAOZZ	96906	MS21061L3	•• Nut, Self-Locking, Pl	2
29	XDOOO	02731	7-31 1113302-155	• Clip Assembly	1
30	PAOZZ	02731	HS4485-5-8-02	•• Receptacle, Turnlock	1
31	XDOOO	02731	7-31 1113302-157	• Clip Assembly	1
32	PAOZZ	02731	HS4485-5-7-01	•• Receptacle, Turnlock	1
33	XDOOO	02731	7-31 1113302-159	• Strut Assembly	1
34	PAOZZ	80205	MS21075L3E	•• Nut, Self-Locking, Pl	2
35	XDOOO	02731	7-31 1113302-45	• Clip Assembly	1
36	PAOZZ	80205	MS21075L3E	•• Nut, Self-Locking, Pl	2
37	XDOZZ	02731	7-31 1113302-21	• Strut	1
END OF FIGURE					



M09-827E

Figure 93. Group 02 Catwalk Installation, Upper Fuselage (FS 257 to FS 280)
7-311113302

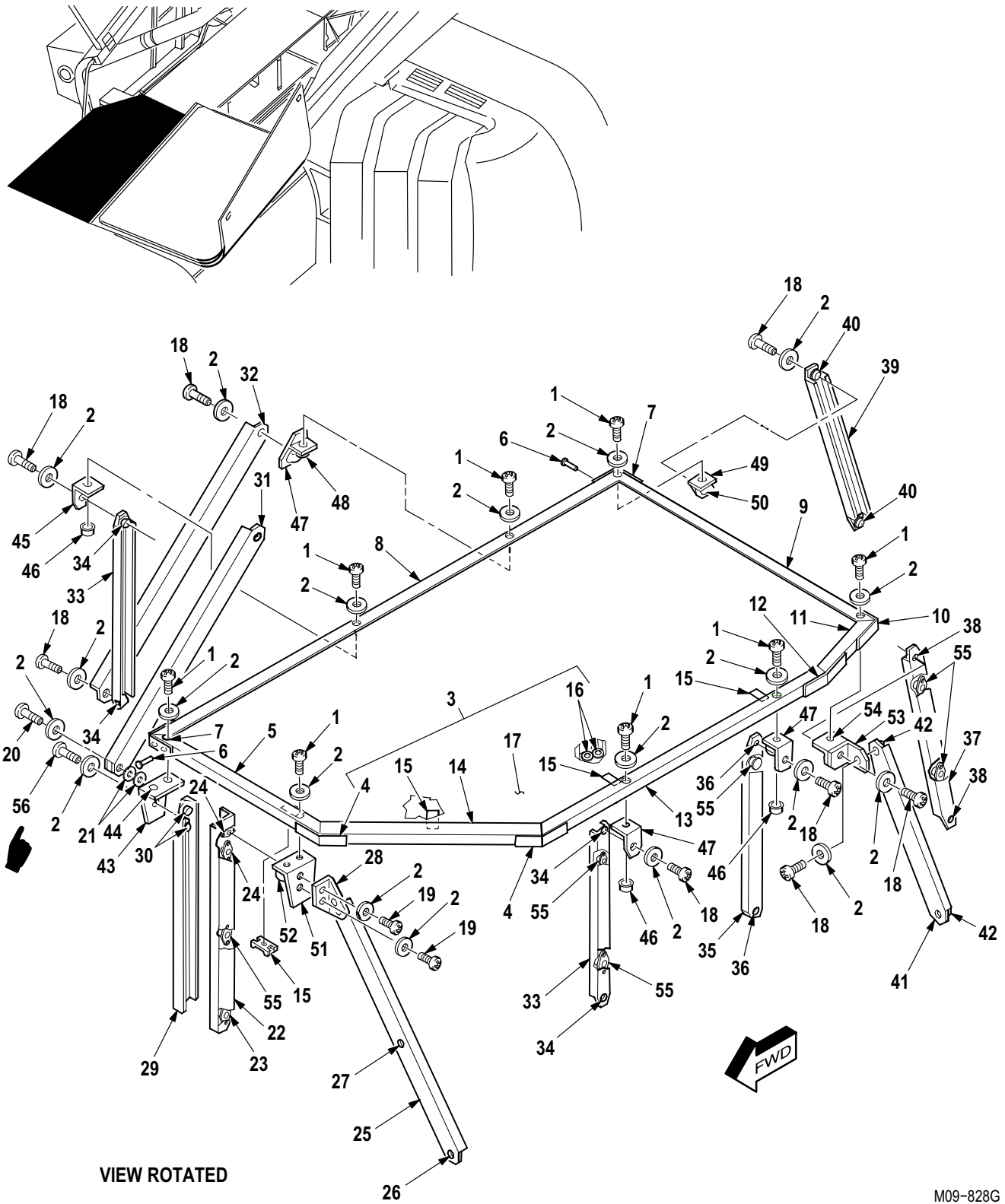
(1) ITEM NO.	(2) SMR CODE	(3) CAGE	(4) PART NUMBER	(5) DESCRIPTION AND USABLE ON CODE (UOC)	(6) QTY
				Group 02 Airframe Fig. 93 Catwalk Installation, Upper Fuselage (FS 257 to FS 280) 7-31 1113302	
1	PAOZA	80205	NAS1403-12	• Screw, Machine	5
2	PAOZZ	88044	AN960JD10L	• Washer, Flat	9
3	PAOFF	02731	7-21 1113303-3	• Panel, Structural, Ai	1
4	PAFZZ	02731	HS4464-4-2	•• Rivet, Blind	15
5	XDFZZ	02731	7-21 1113303-15	•• Clip	4
6	XDFZZ	02731	7-21 1113303-19	•• Edging	2
7	XDFZZ	02731	7-21 1113303-17	•• Edging	2
8	XAFZZ	02731	7-21 1113303-23	•• Core	1
9	PAOZZ	80205	NAS623-3-2	• Screw, Machine	4
10	XDOZZ	02731	7-31 1113302-19	• Strut	1
11	PAOOO	02731	7-31 1113302-163	• Clip Assembly	1
12	PAOZZ	80205	MS21075L3E	•• Nut, Self-Locking, PI	4
13	MFFZZ	02731	7-31 1113302-161	•• Doubler	1
14	XDOOO	02731	7-31 1113302-127	• Bracket Assembly	1
15	PAOZZ	80205	MS21075L3E	•• Nut, Self-Locking, PI	2
16	XDOOO	02731	7-31 1113302-17	• Strut Assembly	1
17	PAOZZ	96906	MS21061L3	•• Nut, Self-Locking, PI	2
18	XDOOO	02731	7-31 1113302-57	• Clip Assembly	1
19	PAOZZ	80205	MS21075L3E	•• Nut, Self-Locking, PI	1
END OF FIGURE					



M09-1201B

Figure 94. Group 02 Catwalk Installation, Upper Fuselage (FS 280 to FS 310)
7-31 1113302

(1) ITEM NO.	(2) SMR CODE	(3) CAGE	(4) PART NUMBER	(5) DESCRIPTION AND USABLE ON CODE (UOC)	(6) QTY
				Group 02 Airframe Fig. 94 Catwalk Installation, Upper Fuselage (FS 280 to FS 310) 7-31 1113302	
1	PAOZA	80205	NAS1403-12	• Screw, Machine	8
2	PAOZZ	88044	AN960JD10L	• Washer, Flat	17
3	PAOZZ	80205	MS21042L3	• Nut, Self-Locking, Ex	2
4	PAOFF	02731	7-21 1113303-5	• Panel, Structural, Ai	1
5	PAFZZ	02731	HS4464-4-2	•• Rivet, Blind	8
6	XDFZZ	02731	7-21 1113303-15	•• Clip	3
7	XDFZZ	02731	7-21 1113303-19	•• Edging	1
8	XDFZZ	02731	7-21 1113303-37	•• Edging	1
9	XDFZZ	02731	7-21 1113303-33	•• Clip	1
10	XDFZZ	02731	7-21 1113303-41	•• Edging	1
11	XDFZZ	02731	7-21 1113303-35	•• Clip	1
12	XDFZZ	02731	7-21 1113303-43	•• Edging	1
13	XDFZZ	02731	7-21 1113303-39	•• Edging	1
14	PAOZZ	02731	HS4271-3S8	•• Mounting Base, Tiedo	3
15	XAFZZ	02731	7-21 1113303-31	•• Core	1
16	PAOZZ	80205	NAS623-3-2	• Screw, Machine	5
17	PAOZZ	80205	NAS623-3-3	• Screw, Machine	2
18	PAOZZ	80205	NAS623-3-4	• Screw, Machine	1
19	XDOZZ	02731	7-31 1113302-1 1	• Strut	2
20	PAOZZ	80205	MS21075L3E	• Nut, Self-Locking, Pl	7
21	XDOOO	02731	7-31 1113302-13	• Strut Assembly	1
22	PAOZZ	96906	MS21061L3	•• Nut, Self-Locking, Pl	2
23	XDOOO	02731	7-31 1113302-31	• Strut Assembly	1
24	PAOZZ	96906	MS21061L3	•• Nut, Self-Locking, Pl	2
25	XDOOO	02731	7-31 1113302-15	• Strut Assembly	1
26	PAOZZ	96906	MS21061L3	•• Nut, Self-Locking, Pl	1
27	PAOZZ	80205	MS21075L3E	•• Nut, Self-Locking, Pl	2
28	XAOZZ	02731	7-31 1113302-103	•• Clip	1
29	XDOOO	02731	7-31 1113302-61	• Clip Assembly	1
30	PAOZZ	80205	MS21075L3E	•• Nut, Self-Locking, Pl	1
31	XDOOO	02731	7-31 1113302-51	• Clip Assembly	4
32	PAOZZ	80205	MS21075L3E	•• Nut, Self-Locking, Pl	1
33	XDOOO	02731	7-31 1113302-55	• Clip Assembly	2
34	PAOZZ	80205	MS21075L3E	•• Nut, Self-Locking, Pl	2
35	XDOOO	02731	7-31 1113302-56	• Clip Assembly	1
36	PAOZZ	80205	MS21075L3E	•• Nut, Self-Locking, Pl	2
37	PAOZZ	88044	AN960JD10	• Washer, Flat	4
38	PAOZZ	80205	NAS623-3-5	• Screw, Machine	1
END OF FIGURE					



VIEW ROTATED

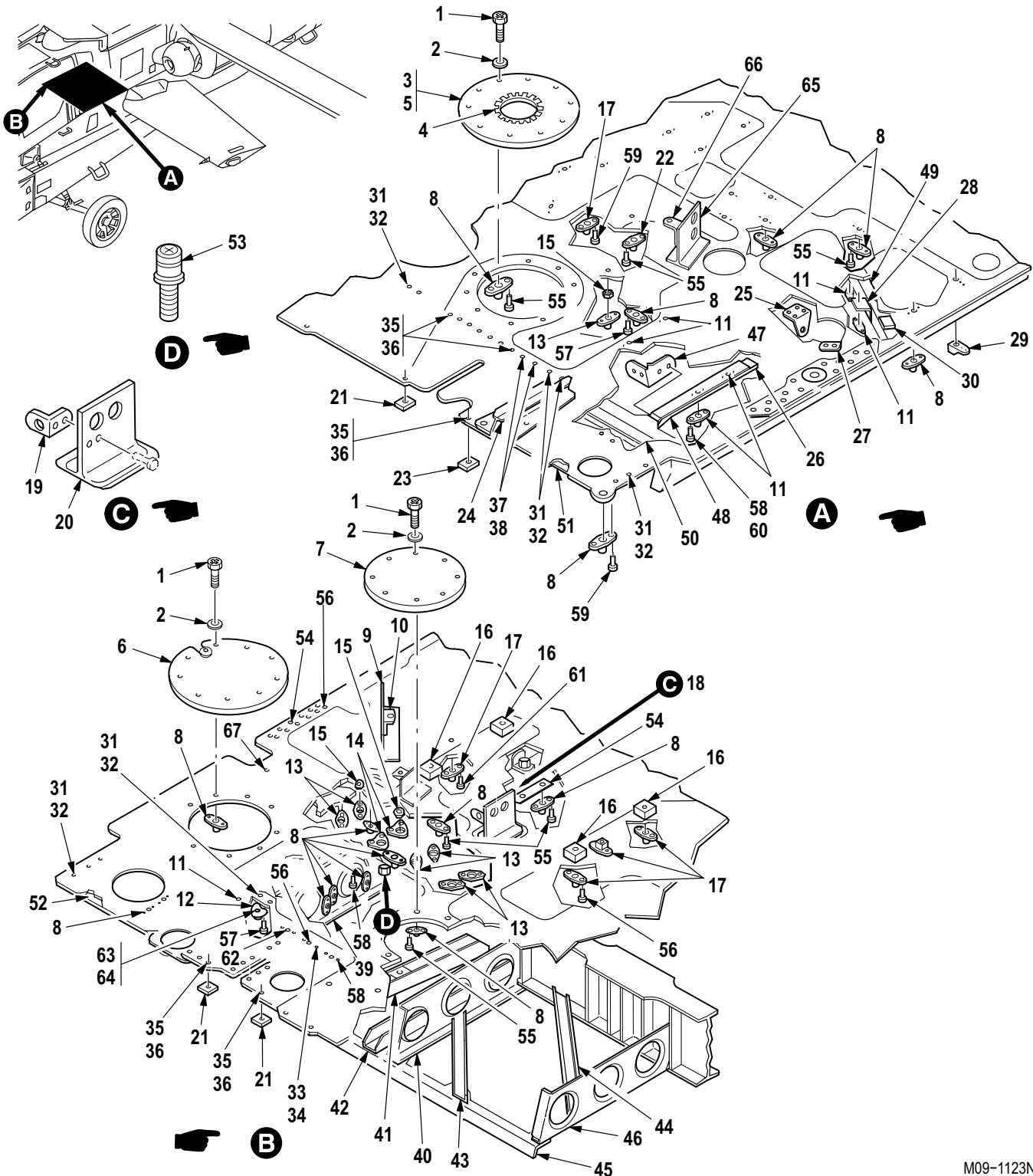


M09-828G

Figure 95. Group 02 Catwalk Installation, Upper Fuselage (FS 310 to FS 340)
7-311113302

(1) ITEM NO.	(2) SMR CODE	(3) CAGE	(4) PART NUMBER	(5) DESCRIPTION AND USABLE ON CODE (UOC)	(6) QTY
				Group 02 Airframe Fig. 95 Catwalk Installation, Upper Fuselage (FS 310 to FS 340) 7-31 1113302	
1	PAOZA	80205	NAS1403-12	• Screw, Machine	8
2	PAOZZ	88044	AN960JD10L	• Washer, Flat	20
3	PAOFF	02731	7-21 1113303-7	• Panel, Structural, Ai	1
4	XDFZZ	02731	7-21 1113303-65	•• Clip	2
5	XDFZZ	02731	7-21 1113303-51	•• Edging	1
6	PAFZZ	02731	HS4464-4-2	•• Rivet, Blind	4
7	XDFZZ	02731	7-21 1113303-15	•• Clip	2
8	XDFZZ	02731	7-21 1113303-53	•• Edging	1
9	XDFZZ	02731	7-21 1113303-55	•• Edging	1
10	XDFZZ	02731	7-21 1113303-57	•• Clip	1
11	XDFZZ	02731	7-21 1113303-59	•• Edging	1
12	XDFZZ	02731	7-21 1113303-61	•• Clip	1
13	XDFZZ	02731	7-21 1113303-63	•• Edging	1
14	XDFZZ	02731	7-21 1113303-67	•• Edging	1
15	PAOZZ	02731	HS4271-3S8	•• Mounting Base, Tiedo	4
16	PAFZZ	80205	NAS1836-3-13M	•• Insert, Panel Fasten	2
17	XAFZZ	02731	7-21 1113303-49	•• Core	1
18	PAOZZ	80205	NAS623-3-2	• Screw, Machine	8
19	PAOZZ	80205	NAS623-3-3	• Screw, Machine	2
20	PAOZZ	80205	NAS623-3-4	• Screw, Machine	2
21	PAOZZ	88044	AN960JD10	• Washer, Flat	4
22	XDOOO	02731	7-31 1113302-169	• Strut Assembly	1
23	PAOZZ	80205	MS21075L3E	•• Nut, Self-Locking, Pl	1
24	PAOZZ	02731	HS4153-02	•• Nut, Self-Locking, Pl	2
25	XDOOO	02731	7-31 1113302-175	• Strut Assembly	1
26	PAOZZ	96906	MS21061L3	•• Nut, Self-Locking, Pl	1
27	PAOZZ	80205	MS21075L3E	•• Nut, Self-Locking, Pl	1
28	XAOZZ	02731	7-31 1113302-173	•• Clip	1
29	XDOOO	02731	7-31 1113302-167	• Strut Assembly	1
30	PAOZZ	02731	HS4153-02	•• Nut, Self-Locking, Pl	2
31	XDOZZ	02731	7-31 1113302-35	• Strut	1
32	XDOZZ	02731	7-31 1113302-37	• Strut	1
33	XDOOO	02731	7-31 1113302-7	• Strut Assembly	2
34	PAOZZ	96906	MS21061L3	•• Nut, Self-Locking, Pl	2
35	XDOOO	02731	7-31 1113302-5	• Strut Assembly	1
36	PAOZZ	96906	MS21061L3	•• Nut, Self-Locking, Pl	2
37	XDOOO	02731	7-31 1113302-3	• Strut Assembly	1
38	PAOZZ	96906	MS21061L3	•• Nut, Self-Locking, Pl	2
39	XDOOO	02731	7-31 1113302-39	• Strut Assembly	1
40	PAOZZ	96906	MS21061L3	•• Nut, Self-Locking, Pl	2
41	XDOOO	02731	7-31 1113302-41	• Strut Assembly	1
42	PAOZZ	96906	MS21061L3	•• Nut, Self-Locking, Pl	2
43	XDOOO	02731	7-31 1113302-54	• Clip Assembly	1
44	PAOZZ	80205	MS21075L3E	•• Nut, Self-Locking, Pl	2
45	XDOOO	02731	7-31 1113302-51	• Clip Assembly	4
46	PAOZZ	80205	MS21075L3E	•• Nut, Self-Locking, Pl	1
47	XDOOO	02731	7-31 1113302-55	• Clip Assembly	2
48	PAOZZ	80205	MS21075L3E	•• Nut, Self-Locking, Pl	2

(1) ITEM NO.	(2) SMR CODE	(3) CAGE	(4) PART NUMBER	(5) DESCRIPTION AND USABLE ON CODE (UOC)	(6) QTY
49	XDOOO	02731	7-31 1113302-47	• Clip Assembly	1
50	PAOZZ	80205	MS21075L3E	• • Nut, Self-Locking, PI	1
51	XDOOO	02731	7-31 1113302-53	• Clip Assembly	1
52	PAOZZ	80205	MS21075L3E	• • Nut, Self-Locking, PI	2
53	XDOOO	02731	7-31 1113302-49	• Clip Assembly	1
54	PAOZZ	96906	MS21061L3	• • Nut, Self-Locking, PI	1
55	PAOZZ	80205	MS21075L3E	• Nut, Self-Locking, PI	7
56	PAOZZ	80205	NAS623-3-5	• Screw, Machine	1
END OF FIGURE					



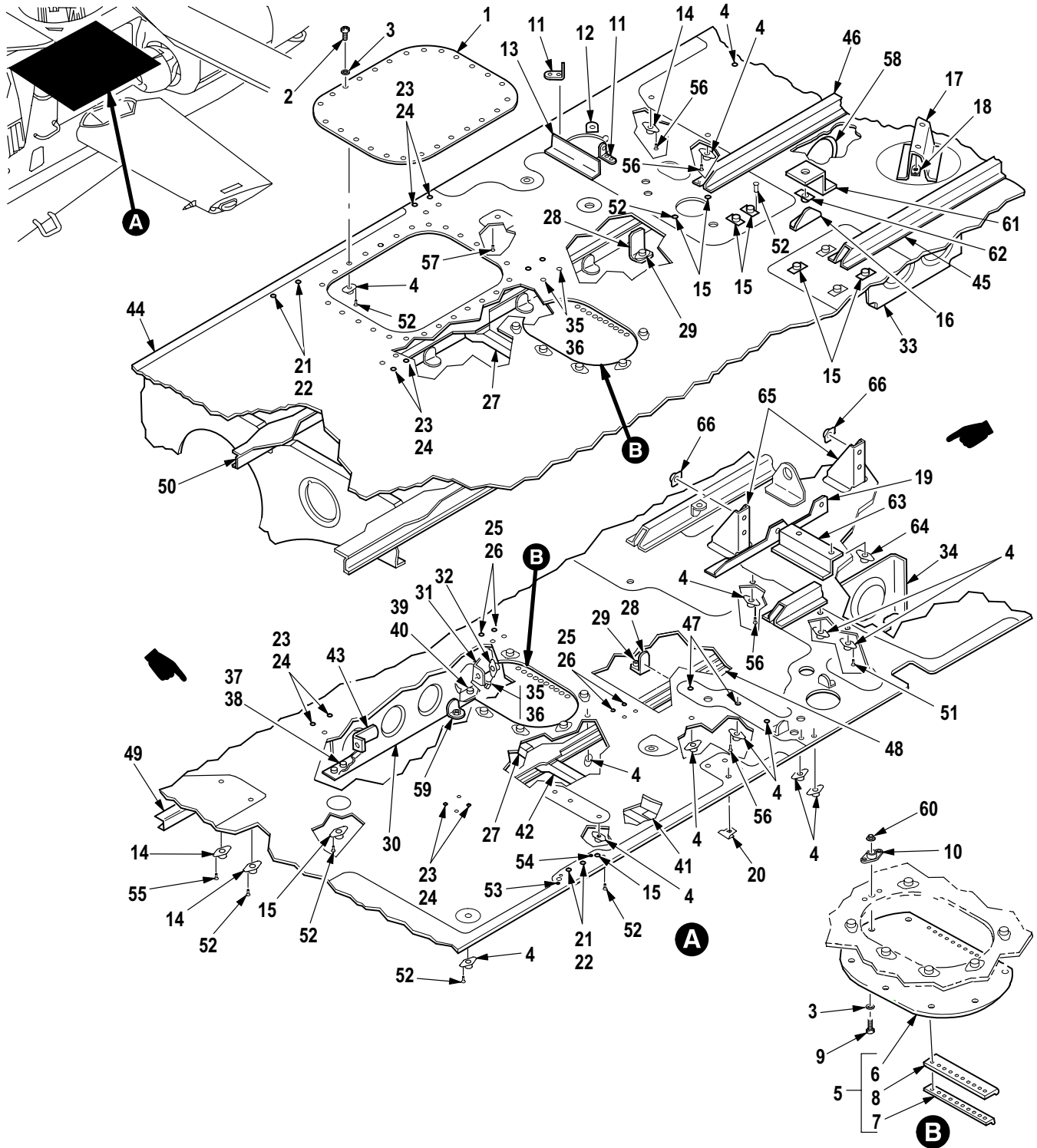
M09-1123N

Figure 96. Group 02 Deck Installation Assembly (FS 158 to FS 188) 7-31113270-605
 7-31113270-607 A/C with MWO 1-1520-238-50-49 Incorporated
 7-31113270-615 (Usbl Eff PV1 thru PV171)
 7-31113270-617 (Usbl Eff PV172 thru PV938)

(1) ITEM NO.	(2) SMR CODE	(3) CAGE	(4) PART NUMBER	(5) DESCRIPTION AND USABLE ON CODE (UOC)	(6) QTY
				Group 02 Airframe Fig. 96 Deck Installation Assembly (FS 158 to FS 188) 7-31 1113270-605 7-31 1113270-607 A/C with MWO 1-1520-238-50-49 Incorporated 7-31 1113270-615 (Usbl Eff PV1 thru PV171) 7-31 1113270-617 (Usbl Eff PV172 thru PV938)	
1	PAOZZ	80205	NAS1096-3-8	• Screw, Machine	34
2	PAOZZ	83259	NAS1523AA3F	• Packing With Retain	123
3	PAOOO	02731	7-31 1113270-365	• Door Assy (U/O P/N 7-311113270-605 and -607 and -617)	1
4	MOOZZ	96906	MS21266-1N	•• Grommet, Nonmetallic	V
5	PAOZZ	02731	7-31 1113270-173	•• Door, Access	1
6	MFOZZ	02731	7-31 1113270-175	• Door	1
7	MFOZZ	02731	7-31 1113270-169	• Door	1
8	PAOZZ	80205	MS21075L3E	• Nut, Self-Locking, Pl (P/N 7-311113270-605 and -607 and -617 QPA 189)	192
9	PAOOO	02731	7-31 1113270-309	• Support Assy	1
10	PAOZZ	02731	HS4592-1D6-6	•• Bracket, Angle	1
11	PAOZZ	96906	MS21075L4E	• Nut, Self-Locking, Pl	35
12	PAOZZ	96906	MS21074L3	• Nut, Self-Locking, Pl	4
13	PAOZZ	02731	HS4713-064	• Retainer, Nut and Bo	10
14	PAOZZ	02731	HS4264-064	• Retainer, Nut and Bo	10
15	PAOZZ	02731	HS4270-624	• Nut, Self-Locking, Ex	12
16	PAOZZ	02731	7-31 1113271	• Spacer, Plate	4
17	PAOZZ	80205	MS21059L3	• Nut, Self-Locking, Pl	38
18	PAOOO	02731	7-31 1113270-321	• Bracket, Angle	1
19	PAOZZ	88044	AN743Z13	•• Bracket, Angle	1
20	MOOZZ	02731	7-31 1113270-323	•• Tee Section, Fuselag	1
21	XDFZZ	02731	7-31 1113270-277	• Shim	3
22	PAOZA	96906	MS21048L3	• Nut, Self-Locking, Pl	1
23	XDFZZ	02731	7-31 1113270-279	• Shim	1
24	XDOZZ	02731	7-31 1113270-353	• Support, Structural	1
25	MFOZZ	02731	7-31 1113270-297	• Angle	1
26	XDFZZ	02731	HS195-180003	• Shim, Tapered	1
27	PAOZZ	88044	AN743Z13	• Bracket, Angle (P/N 7-311113270-615 QPA 2)	3
28	XDOZZ	02731	7-31 1113270-45	• Angle	1
29	PAOZZ	96906	MS21061L4	• Nut, Self-Locking, Pl	1
30	XDFZZ	02731	HS195-190004	• Shim, Tapered	1
31	PAFZZ	02731	HS5602-14-8	• Pin-Rivet (P/N 7-311113270-615 QPA 6)	9
32	PAFZZ	02731	HS5581-14	• Collar, Pin-Rivet, Th (P/N 7-311113270-615 QPA 6)	9
33	PAOZZ	02731	HS5605-5-6	• Pin-Rivet, Threaded (U/O P/N 7-311113270-605 and -615 and -617)	2
34	PAOZZ	02731	HS5582-5	• Collar, Pin-Rivet, Th (U/O P/N 7-311113270-605 and -615 and -617)	2
35	PAOZZ	02731	HS5603-6-5	• Pin-Rivet Threaded (U/O P/N 7-311113270-605 and -615 and -617)	3
36	PAOZZ	02731	HS5583-6	• Collar, Pin-Rivet, Th (U/O P/N 7-311113270-605 and -615 and -617)	3
37	PAOZZ	02731	HS5602-5-2	• Pin-Rivet (U/O P/N 7-311113270-605 and -615 and -617)	9
38	PAOZZ	02731	HS5581-5	• Collar, Pin-Rivet, Th (U/O P/N 7-311113270-605 and -615 and -617)	9

(1) ITEM NO.	(2) SMR CODE	(3) CAGE	(4) PART NUMBER	(5) DESCRIPTION AND USABLE ON CODE (UOC)	(6) QTY
39	XDFZZ	02731	7-31 1113270-37	• Intercostal	1
40	XDFZZ	02731	7-31 1113270-29	• Intercostal (U/O P/N 7-311113270-615)	1
40	XDFZZ	02731	7-31 1113270-347	• Intercostal (U/O P/N 7-311113270-605 and -607 and -617)	1
41	XDFZZ	02731	7-31 1113270-97	• Channel (U/O P/N 7-311113270-605 and -607)	1
42	XDFZZ	02731	7-31 1113270-93	• Channel (U/O P/N 7-311113270-605 and -607)	1
43	XDFZZ	02731	7-31 1113270-95	• Channel	1
44	XDFZZ	02731	7-31 1113270-89	• Channel	1
45	XDOZZ	02731	7-31 1113270-47	• Angle	1
46	XDFZZ	02731	7-31 1113270-25	• Intercostal	1
47	PAOZZ	02731	7-31 1113270-221	• Bracket, Angle (U/O P/N 7-311113270-605 and -607 and -617)	1
48	XDFZZ	02731	7-31 1113270-39	• Intercostal	1
49	XDOZZ	02731	7-31 1113270-85	• Angle	1
50	XDOZZ	02731	7-31 1113270-87	• Angle	1
51	MFOZZ	02731	7-31 1113270-375	• Shim (U/O P/N 7-311113270-605 and -607 and -617) . . .	V
52	MFOZZ	02731	7-31 1113270-373	• Shim (U/O P/N 7-311113270-605 and -607 and -617) . . .	V
53	XDOZZ	81349	M83454/05-AA1 10	• Terminal, Stud (U/O P/N 7-311113270-605 and -607 and -617)	2
54	MFOZZ	02731	7-31 1113270-319	• Spacer	1
55	XDOZZ	99551	2881003-4	• Rivet, Solid (P/N 7-311113270-615 QPA 119)	121
56	PAOZZ	02731	HS5435-0308	• Rivet, Blind	18
57	PAOZZ	02731	HS5435-0305	• Rivet, Blind	104
58	PAOZZ	02731	HS5435-0307	• Rivet, Blind	16
59	PAOZZ	02731	HS5435-0303	• Rivet, Blind	52
60	PAOZZ	02731	HS5435-0306	• Rivet, Blind	33
61	PAOZZ	02731	HS5435-0302	• Rivet, Blind	34
62	PAOZZ	80205	MS21074L4	• Nut, Self-Locking, Pl	1
63	PAOZZ	02731	HS5602-5-3	• Pin-Rivet, Threaded (U/O P/N 7-311113270-605 and -615 and -617) A/C With MWO 1-1520-238-50-49 Incorporated	6
64	PAOZZ	02731	HS5581-5	• Collar, Pin-Rivet, Th (U/O P/N 7-311113270-605 and -615 and -617) A/C With MWO 1-1520-238-50-49 Incorporated	6
65	PAOOO	02731	7-31 1113270-287	• Bracket Assy (U/O P/N 7-311113270-615)	2
66	PAOZZ	88044	AN743Z13	• Bracket, Angle	1
67	PAOZZ	96906	MS16555-640	• Pin, Straight, Headle (P/N 7-311113270-617 QPA 1) (U/O P/N 7-311113270-615 and -617)	2

END OF FIGURE

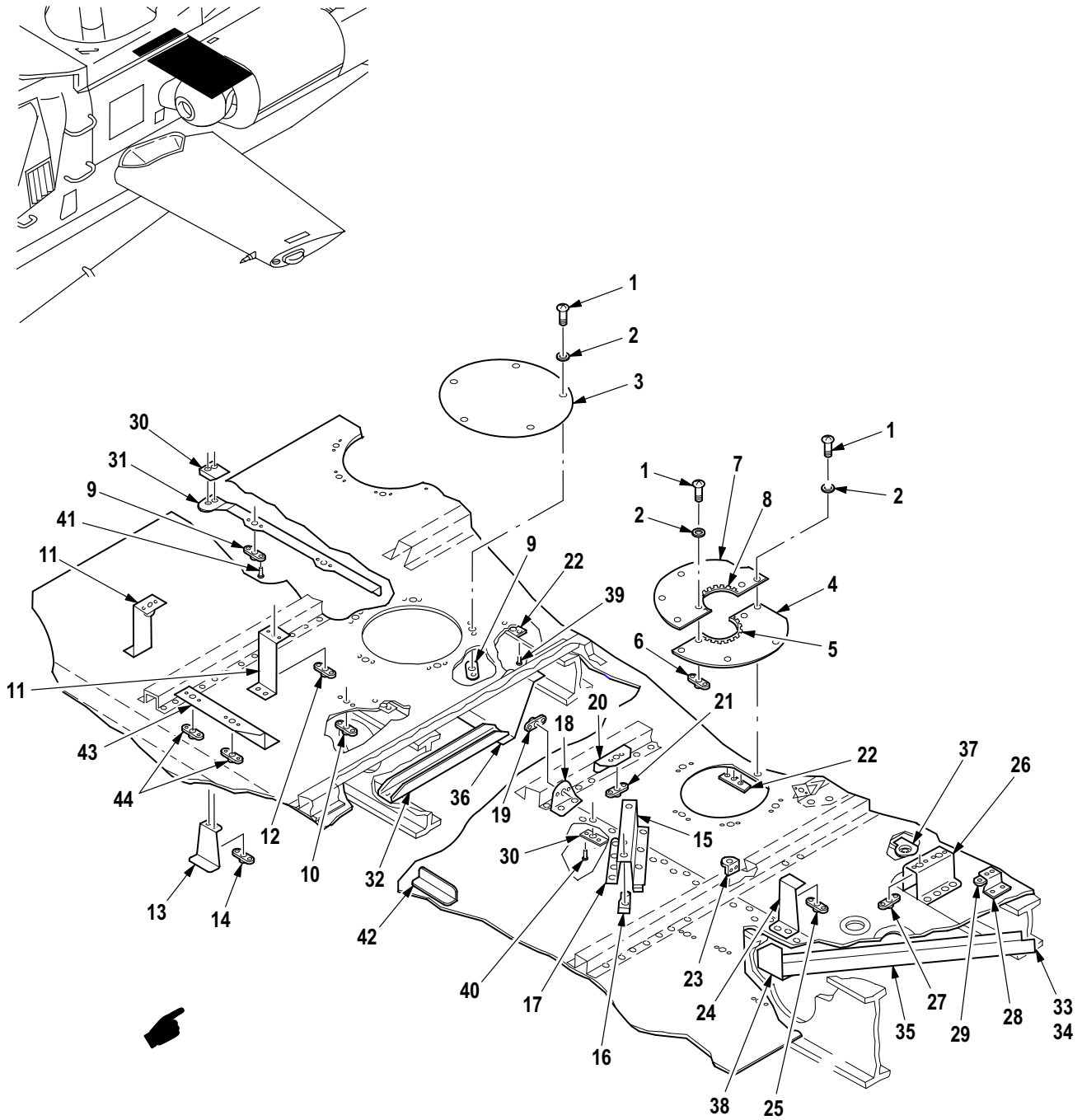


M09-1124P

Figure 97. Group 02 Deck Installation Assembly (FS 188 to FS 238) 7-311113270-605
 7-311113270-607 A/C with MWO 1-1520-238-50-49 Incorporated
 7-311113270-615 (Usbl Eff PV1 thru PV171)
 7-311113270-617 (Usbl Eff PV172 thru PV938)

(1) ITEM NO.	(2) SMR CODE	(3) CAGE	(4) PART NUMBER	(5) DESCRIPTION AND USABLE ON CODE (UOC)	(6) QTY
				Group 02 Airframe Fig. 97 Deck Installation Assembly (FS 188 to FS 238) 7-31 1113270-605 7-31 1113270-607 A/C with MWO 1-1520-238-50-49 Incorporated 7-31 1113270-615 (Usbl Eff PV1 thru PV171) 7-31 1113270-617 (Usbl Eff PV172 thru PV938)	
1	MFOZZ	02731	7-31 1113270-179	• Door	1
2	PAOZZ	80205	NAS623-3-2	• Screw, Machine	26
3	PAOZZ	88044	AN960JD10LL	• Washer, Flat	40
4	PAOZZ	80205	MS21075L3E	• Nut, Self-Locking, PI (P/N 7-311113270-605 and -607 and -617 QPA 189) .	192
5	AOOOO	02731	7-31 1113270-261	• Door, Access, Aircraf	2
6	MFOZZ	02731	7-31 1113270-177	• Door, Access	1
7	PAOZZ	02731	7-31 1113270-223	• Retainer, Seal	1
8	PAOZZ	02731	HS4332-3B0416	• Seal, Rubber Special	1
9	PAOZZ	80205	NAS428-3-4	• Bolt, Machine	14
10	PAOZZ	02731	HS4454-3S	• Nut, Self-Locking, PI	14
11	PAOZZ	88044	AN743Z13	• Bracket, Angle (P/N 7-311113270-615 QPA 2)	3
12	PAOZZ	02731	HS4592-1D6-6	• Bracket, Angle	16
13	XDFZZ	02731	7-31 1113270-133	• Support	1
14	PAOZZ	80205	MS21059L3	• Nut, Self-Locking, PI	38
15	PAOZZ	96906	MS21075L4E	• Nut, Self-Locking, PI	35
16	XDOZZ	02731	7-31 1113270-137	• Support	1
17	PAOOO	02731	7-31 1113270-229	• Support, Structural	1
18	PAOZZ	80205	MS21075L3E	• Nut, Self-Locking, PI	2
19	XDFZZ	02731	7-31 1113270-139	• Support	1
20	PAOZZ	02731	HS4153-048	• Nut, Self-Locking, PI	4
21	PAOZZ	02731	HS5602-6-8	• Pin-Rivet, Threaded	4
22	PAOZZ	02731	HS5581-6	• Collar, Pin-Rivet, Th	4
23	PAOZZ	02731	HS5602-5-6	• Pin-Rivet, Threaded	16
24	PAOZZ	02731	HS5581-5	• Collar, Pin-Rivet, Th	16
25	PAOZZ	02731	HS5602-5-4	• Pin-Rivet, Threaded	12
26	PAOZZ	02731	HS5581-5	• Collar, Pin-Rivet, Th	12
27	XDFZZ	02731	7-31 1113270-147	• Stiffener	2
28	PAOOO	02731	7-31 1113270-293	• Bracket Assy	2
29	PAOZZ	80205	MS21075L3E	• Nut, Self-Locking, PI	1
30	XDFZZ	02731	7-31 1113270-35	• Intercostal	1
31	PAOOO	02731	7-31 1113270-241	• Support, Structural	1
32	PAOZZ	80205	MS21075L3E	• Nut, Self-Locking, PI	1
33	XDFZZ	02731	7-31 1113270-28	• Intercostal	2
34	XDFZZ	02731	7-31 1113270-27	• Intercostal	1
35	PAOZZ	73197	HL21PB-5-3	• Pin-Rivet, Threaded	1
36	PAOZZ	02731	HS5580-5	• Collar, Pin-Rivet, Th	1
37	PAOZZ	73197	HL21PB-5-7	• Pin-Rivet, Threaded	2
38	PAOZZ	02731	HS5580-5	• Collar, Pin-Rivet, Th	2
39	PAOZZ	73197	HL21PB-5-10	• Pin-Rivet, Threaded	1
40	PAOZZ	02731	HS5580-5	• Collar, Pin-Rivet, Th	1
41	XDFZZ	02731	HS195-190002	• Shim, Tapered	1
42	XDFZZ	02731	7-31 1113270-149	• Stiffener	1
43	PAOZZ	02731	HS4592-1D6-22	• Bracket, Angle	1

(1) ITEM NO.	(2) SMR CODE	(3) CAGE	(4) PART NUMBER	(5) DESCRIPTION AND USABLE ON CODE (UOC)	(6) QTY
44	XDOFF	02731	7-31 1113270-3	• Deck, Assy (U/O P/N 7-311113270-615)	1
44	XDOFF	02731	7-31 1113270-379	• Deck, Assy (U/O P/N 7-311113270-605 and -607 and -617)	1
45	XDFZZ	02731	7-31 1113270-17	•• Hat	1
46	XDFZZ	02731	7-31 1113270-19	•• Hat	1
46	XDFZZ	02731	7-31 1113270-363	•• Hat	1
47	PAOZZ	80205	MS21075L3E	•• Nut, Self-Locking, PI	2
48	XDFZZ	02731	7-31 1113270-9	•• Stringer (U/O P/N 7-311113270-3)	1
48	XDFZZ	02731	7-31 1113270-11	•• Stringer	1
49	XDFZZ	02731	7-31 1113270-343	• Stringer (U/O P/N 7-311113270-605 and -607 and -617)	1
49	XDFZZ	02731	7-31 1113270-345	• Stringer (U/O P/N 7-311113270-605 and -607 and -617)	1
50	XDFZZ	02731	7-31 1113270-13	• Stringer	1
51	PAOZZ	02731	HS4464-5-3	• Rivet, Blind	4
52	XDOZZ	99551	2881003-4	• Rivet, Solid (P/N 7-311113270-615 QPA 119)	121
53	PAOZZ	02731	HS5435-0306	• Rivet, Blind	33
54	PAOZZ	02731	HS5435-0308	• Rivet, Blind	18
55	PAOZZ	02731	HS5435-0305	• Rivet, Blind	104
56	PAOZZ	02731	HS5435-0303	• Rivet, Blind	52
57	PAOZZ	02731	HS5435-0302	• Rivet, Blind	34
58	XDFZZ	02731	7-31 1113270-315	• Intercostal	1
59	PAOZZ	02731	HS4592-2D6-10	• Bracket, Angle A/C with MWO 1-1520-238-50-49 Incorporated (U/O P/N 7-311113270-605 and -607)	1
60	PAOZZ	80205	MS21042L3	• Nut, Self-Locking, Ex A/C with MWO 1-1520-238-50-49 Incorporated	14
61	PAOOO	02731	7-31 1113270-237	• Support Assy (U/O P/N 7-311113270-615)	2
62	PAOZZ	96906	MS21059L4	•• Nut, Self-Locking, PI	1
63	PAOOO	02731	7-31 1113270-247	• Support Assy (U/O P/N 7-311113270-615)	1
64	PAOZZ	96906	MS21059L4	•• Nut, Self-Locking, PI	2
65	PAOOO	02731	7-31 1113270-251	• Support Assy (U/O P/N 7-311113270-615)	2
66	PAOZZ	96906	MS21075L4	•• Nut, Self-Locking, PI	2
END OF FIGURE					

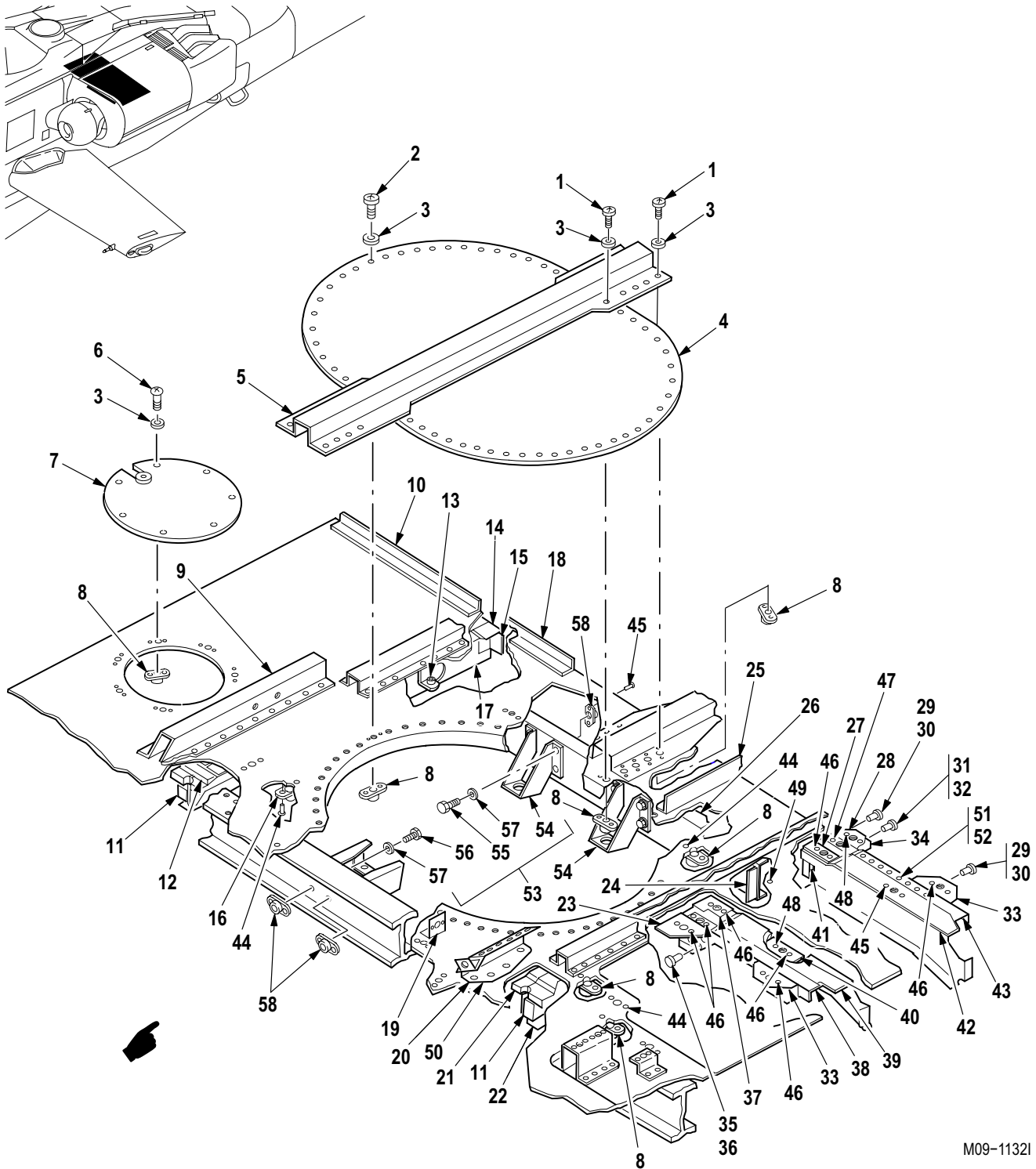


M09-1125L

Figure 98. Group 02 Deck Installation Assembly (FS 238 to FS 258) 7-311113270-605
 7-311113270-607 A/C with MWO 1-1520-238-50-49 Incorporated
 7-311113270-615 (Usbl Eff PV1 thru PV171)
 7-311113270-617 (Usbl Eff PV172 thru PV938)

(1) ITEM NO.	(2) SMR CODE	(3) CAGE	(4) PART NUMBER	(5) DESCRIPTION AND USABLE ON CODE (UOC)	(6) QTY
				Group 02 Airframe Fig. 98 Deck Installation Assembly (FS 238 to FS 258) 7-31 1113270-605 7-31 1113270-607 A/C with MWO 1-1520-238-50-49 Incorporated 7-31 1113270-615 (Usbl Eff PV1 thru PV171) 7-31 1113270-617 (Usbl Eff PV172 thru PV938)	
1	PAOZZ	80205	NAS623-3-3	• Screw, Machine	69
2	PAOZZ	83259	NAS1523AA3F	• Packing With Retain	123
3	MFOZZ	02731	7-31 1113270-165	• Door	1
4	PAOOO	02731	7-31 1113270-285	• Door, Access, Aircraf	1
5	MOOZZ	96906	MS21266-1N	• • Grommet, Nonmetallic	V
6	PAOZZ	80205	MS21075L3E	• • Nut, Self-Locking, PI	2
7	PAOOO	02731	7-31 1113270-283	• Door, Access, Aircraf	1
8	MOOZZ	96906	MS21266-1N	• • Grommet, Nonmetallic	V
9	PAOZZ	80205	MS21075L3E	• Nut, Self-Locking, PI (P/N 7-311113270-605 and -607 and -617 QPA 189) .	192
10	PAOZZ	80205	MS21059L3	• Nut, Self-Locking, PI	38
11	PAOOO	02731	7-31 1113270-239	• Support, Structural	2
12	PAOZZ	80205	MS21075L3E	• • Nut, Self-Locking, PI	1
13	PAOOO	02731	7-31 1113270-371	• Support, Structural (U/O P/N 7-311113270-605 and -607 and -617)	1
14	PAOZZ	80205	MS21059L3	• • Nut, Self-Locking, PI	1
15	PAOOO	02731	7-31 1113270-233	• Support, Structural (U/O P/N 7-311113270-605 and -607 and -617)	1
16	PAOZZ	96906	MS21061L3	• • Nut, Self-Locking, PI	2
17	MFFZZ	02731	7-31 1113270-349	• Shim, Laminated	2
18	PAOOO	02731	7-31 1113270-267	• Bracket Assy	1
19	PAOZZ	80205	MS21075L3E	• • Nut, Self-Locking, PI	1
20	PAOOO	02731	7-31 1113270-243	• Support, Structural (U/O P/N 7-311113270-605 and -607 and -617)	1
21	PAOZZ	80205	MS21075L3E	• • Nut, Self-Locking, PI	1
22	MFOZZ	02731	7-31 1113270-185	• Spacer	4
23	PAOZZ	02731	HS4592-1D6-6	• Bracket, Angle	16
24	PAOOO	02731	7-31 1113270-307	• Bracket Assy	1
25	PAOZZ	96906	MS21069L3	• • Nut, Self-Locking, PI	1
26	PAOOO	02731	7-31 1113270-231	• Support, Structural	1
27	PAOZZ	80205	MS21075L3E	• • Nut, Self-Locking, PI	2
28	PAOOO	02731	7-31 1113270-235	• Support, Structural	1
29	PAOZZ	80205	MS21075L3E	• • Nut, Self-Locking, PI	1
30	XDFZZ	02731	HS195-170001	• Shim, Tapered	1
31	XDOZZ	02731	7-31 1113270-43	• Angle	1
32	XDFZZ	02731	7-31 1113270-103	• Channel	2
33	PAOZZ	02731	HS5602-5-2	• Pin-Rivet (U/O P/N 7-311113270-605)	9
34	PAOZZ	02731	HS5581-5	• Collar, Pin-Rivet, Th (U/O P/N 7-311113270-605)	9
35	MFOFF	02731	7-31 1113270-257	• Channel Assy	1
36	XDFZZ	02731	7-31 1113270-143	• Support	1
37	MFOZZ	02731	7-31 1113270-189	• Spacer	1
38	XDOZZ	02731	7-31 1113270-63	• Angle	1
39	PAOZA	11815	CR2164-4-4	• Rivet, Blind	1
40	XDOZZ	99551	2881003-4	• Rivet, Solid (P/N 7-311113270-615 QPA 119)	121

(1) ITEM NO.	(2) SMR CODE	(3) CAGE	(4) PART NUMBER	(5) DESCRIPTION AND USABLE ON CODE (UOC)	(6) QTY
41	PAOZZ	02731	HS5435-0303	• Rivet, Blind	52
42	XDOZZ	02731	7-31 1113270-57	• Angle	1
43	PAOOO	02731	7-31 1113270-245	• Support Assy (U/O P/N 7-311113270-615)	2
44	PAOZZ	96906	MS21059L4	•• Nut, Self-Locking, PI	1
END OF FIGURE					

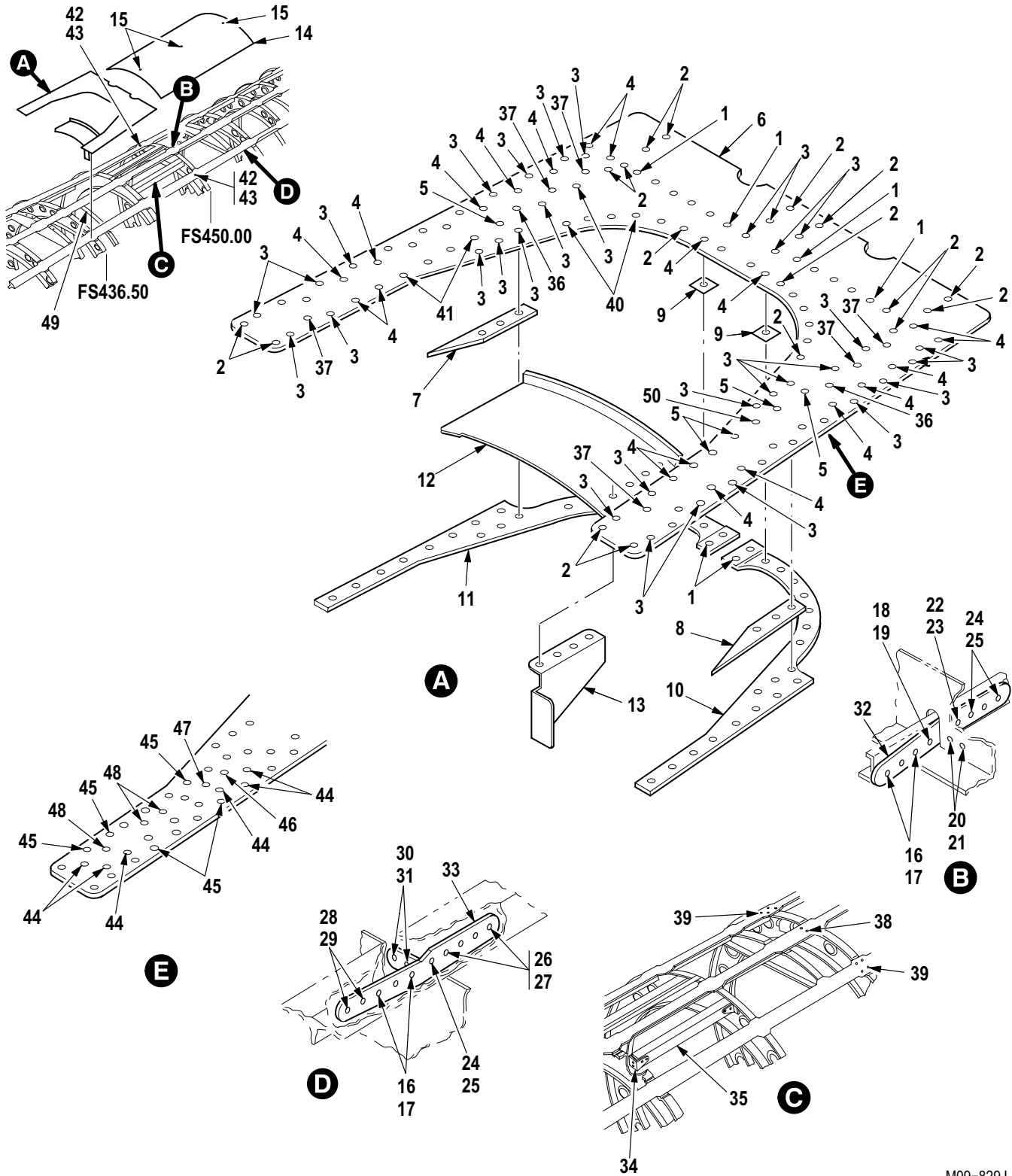


M09-1132I

Figure 99. Group 02 Deck Installation Assembly (FS 258 to FS 280) 7-311113270-605
 7-311113270-607 A/C with MWO 1-1520-238-50-40 Incorporated
 7-311113270-615 (Usbl Eff PV1 thru PV171)
 7-311113270-617 (Usbl Eff PV172 thru PV938)

(1) ITEM NO.	(2) SMR CODE	(3) CAGE	(4) PART NUMBER	(5) DESCRIPTION AND USABLE ON CODE (UOC)	(6) QTY
				Group 02 Airframe Fig. 99 Deck Installation Assembly (FS 258 to FS 280) 7-31 1113270-605 7-31 1113270-607 A/C with MWO 1-1538-238-50-49 7-31 1113270-615 (Usbl Eff PV1 thru PV171) 7-31 1113270-617 (Usbl Eff PV172 thru PV938)	
1	PAFZZ	80205	NAS6203-4H	• Bolt, Shear	20
2	PAOZZ	80205	NAS623-3-3	• Screw, Machine	69
3	PAOZZ	80205	NAS1523AA3F	• Packing With Retain	123
4	PAOOO	02731	7-31 1113270-263	• Door, Access, Airoraf	1
5	XDOZZ	02731	7-31 1113270-21	• Hat	1
6	PAOZZ	80205	NAS1096-3-8	• Screw, Machine	34
7	MFOZZ	02731	7-31 1113270-171	• Door	1
8	PAOZZ	80205	MS21075L3E	• Nut, Self-Locking, Pl (P/N 7-311113270-605 and -607 and -617 QPA 189) .	192
9	XDFZZ	02731	7-31 1113270-107	• Support	1
10	XDFZZ	02731	7-31 1113270-1 13	• Support	1
11	XDOZZ	02731	7-31 1113270-75	• Angle	2
12	XDFZZ	02731	HS195-190007	• Shim, Tapered	1
13	PAOZZ	02731	HS4592-1D6-6	• Bracket, Angle	16
14	XDOZZ	02731	7-31 1113270-327	• Angle	1
15	XDOZZ	02731	7-31 1113270-79	• Angle	2
16	PAOZZ	80205	MS21059L3	• Nut, Self-Locking, Pl	38
17	XDFZZ	02731	7-31 1113270-325	• Intercostal	1
18	XDFZZ	02731	7-31 1113270-1 15	• Support	1
19	XDOZZ	02731	7-31 1113270-23	• Angle	1
20	PAOZZ	02731	7-31 1113270-303	• Bracket Assy	1
21	XDOZZ	02731	7-31 1113270-341	• Angle	1
22	XDFZZ	02731	7-31 1113270-33	• Intercostal (U/O P/N 7-311113270-605 and -607 and -617)	1
23	XDOZZ	02731	7-31 1113270-73	• Angle	1
24	XDOZZ	02731	7-31 1113270-81	• Angle	1
25	XDOZZ	02731	7-31 1113270-67	• Angle	1
26	XDFZZ	02731	7-31 1113270-299	• Stiffener	1
27	MFOZZ	02731	7-31 1113270-193	• Spacer	1
28	XDOZZ	02731	7-31 1113270-71	• Angle	1
29	PAOZZ	02731	HS5604-5-4	• Pin-Rivet Threaded (U/O P/N 7-311113270-605)	17
30	PAOZZ	02731	HS5614-5	• Collar, Pin-Rivet, Th (U/O P/N 7-311113270-605)	17
31	PAOZZ	02731	HS5604-5-5	• Pin-Rivet Threaded (U/O P/N 7-311113270-605)	2
32	PAOZZ	02731	HS5614-5	• Collar, Pin-Rivet, Th (U/O P/N 7-311113270-605)	2
33	XDOZZ	02731	7-31 1113270-69	• Angle	2
34	XDFZZ	02731	7-31 1113270-159	• Filler	1
35	PAOZZ	02731	HS5604-5-3	• Pin-Rivet Threaded (U/O P/N 7-311113270-605)	4
36	PAOZZ	02731	HS5614-5	• Collar, Pin-Rivet, Th (U/O P/N 7-311113270-605)	4
37	MFOZZ	02731	7-31 1113270-195	• Spacer	1
38	XDFZZ	02731	7-31 1113270-99	• Channel	1
39	XDFZZ	02731	7-31 1113270-155	• Filler	1
40	MFOZZ	02731	7-31 1113270-191	• Spacer	2
41	MFOZZ	02731	7-31 1113270-77	• Angle	2
42	XDFZZ	02731	7-31 1113270-157	• Filler	1
43	XDFZZ	02731	7-31 1113270-101	• Channel	1

(1) ITEM NO.	(2) SMR CODE	(3) CAGE	(4) PART NUMBER	(5) DESCRIPTION AND USABLE ON CODE (UOC)	(6) QTY
44	PAOZZ	02731	HS5435-0303	• Rivet, Blind	52
45	XDOZZ	99551	2881003-4	• Rivet, Solid (P/N 7-311113270-615 QPA 119)	121
46	PAOZZ	02731	HS5435-0305	• Rivet, Blind	104
47	PAOZZ	02731	HS5435-0306	• Rivet, Blind	33
48	PAOZZ	02731	HS5435-0307	• Rivet, Blind	16
49	XDOZZ	81349	M83454/05-AA108	• Terminal, Stud	1
50	XDOZZ	02731	7-31 1113270-289	• Bracket (U/O P/N 7-311113270-605 and -607 and -617)	2
51	PAOZZ	02731	HS5602-5-5	• Pin-Rivet, Threaded (P/N 7-311113270-615 QPA 15) (P/N 7-311113270-617 QPA 9)	15
52	PAOZZ	02731	HS5581-5	• Collar, Pin-Rivet, Th (P/N 7-311113270-615 QPA 15) (P/N 7-311113270-617 QPA 9)	15
53	XCFFF	02731	7-31 1113635	Support Instl Assy AFT Fuel Cell Cover	1
54	XDFZZ	02731	7-31 1113636-7	• Support	2
55	PAFZZ	80205	NAS6203-5H	• Bolt, Shear	8
56	PAOZZ	80205	NAS6203-4H	• Bolt, Shear	8
57	PAFZZ	02731	HS4244C3	• Washer, Flat	16
58	PAFZZ	80205	MS21075L3E	• Nut, Self-Locking, Pl	8
END OF FIGURE					

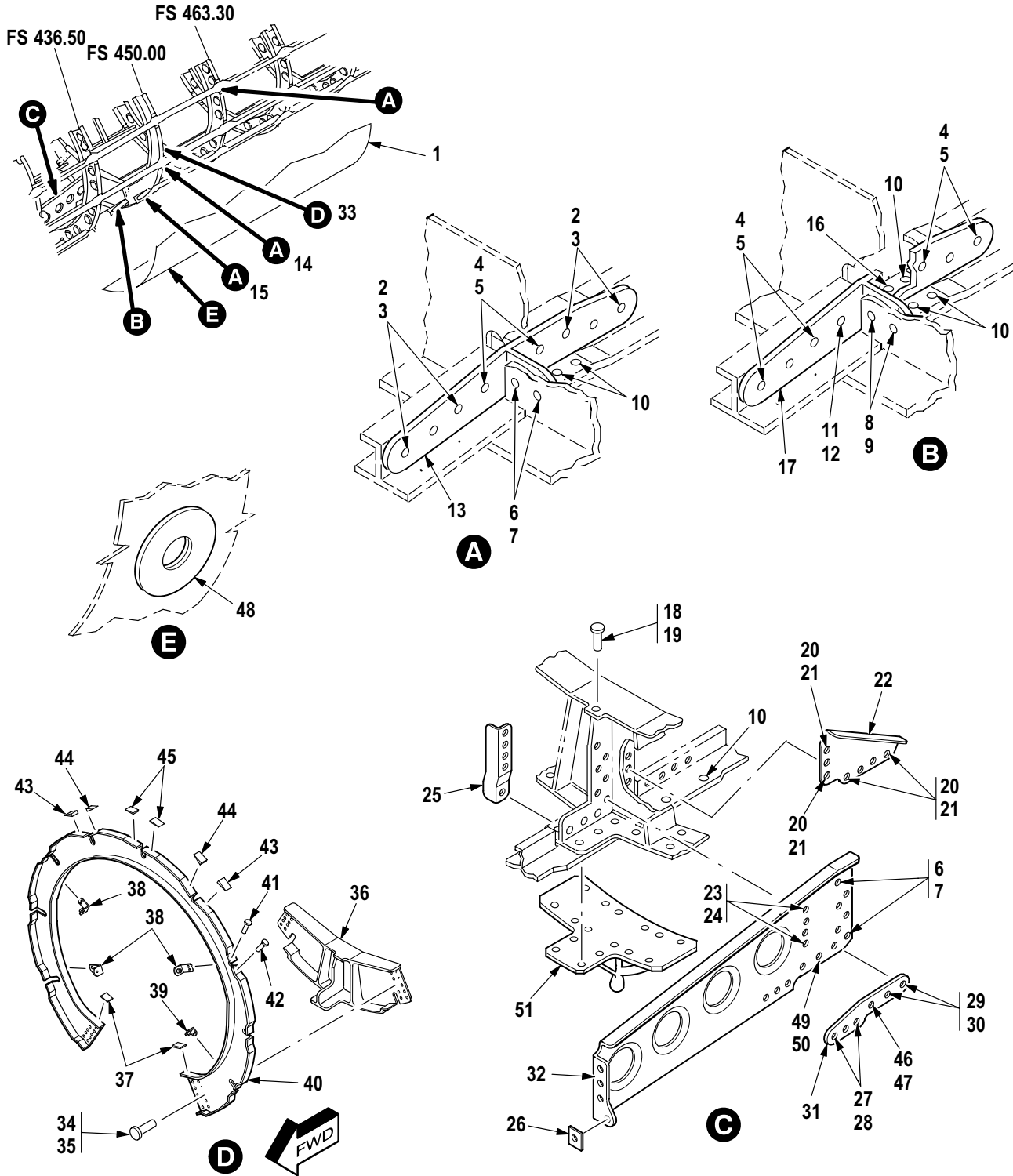


M09-829J

Figure 100. Group 02 Splice Installation (FS 436 to FS 476) (Part 1)
7-31 1113106-605 7-311113106-607 A/C With MWO 1-1520-238-50-32 Incorporated
7-31 1113106-61 1

(1) ITEM NO.	(2) SMR CODE	(3) CAGE	(4) PART NUMBER	(5) DESCRIPTION AND USABLE ON CODE (UOC)	(6) QTY
				Group 02 Airframe Fig. 100 Splice Installation (FS 436 to FS 476) (Part 1) 7-31 1113106-605 7-31 1113106-607 A/C With MWO 1-1520-238-50-32 Incorporated 7-31 1113106-611	
1	PAFZZ	02731	HS5450-05-04	• Rivet, Blind (U/O P/N 7-311113106-607 Only)	13
2	PAFZZ	02731	HS5450-05-05	• Rivet, Blind (U/O P/N 7-311113106-607 Only)	21
3	PAFZZ	02731	HS5450-05-06	• Rivet, Blind (U/O P/N 7-311113106-607 Only)	35
4	PAFZZ	02731	HS5450-05-07	• Rivet, Blind (U/O P/N 7-311113106-605 QTY 2 and -607 QTY 32)	32
5	PAFZZ	02731	HS5450-05-08	• Rivet, Blind (U/O P/N 7-311113106-605 QTY 7 and -607 QTY 12)	12
6	XDFZZ	02731	7-31 1113650-3	• Fitting (U/O P/N 7-311113106-607 Only)	1
7	MFFZZ	02731	7-31 1113106-50	• Shim (U/O P/N 7-311113106-607 Only)	1
8	MFFZZ	02731	7-31 1113106-49	• Shim (U/O P/N 7-311113106-607 Only)	1
9	MFFZZ	02731	7-31 1113106-51	• Shim (U/O P/N 7-311113106-607 Only)	2
10	XDFZZ	02731	7-31 1113651-3	• Fitting (U/O P/N 7-311113106-607 Only)	1
11	XDFZZ	02731	7-31 1113651-4	• Fitting (U/O P/N 7-311113106-607 Only)	1
12	XDFZZ	02731	7-31 1113106-45	• Panel (U/O P/N 7-311113106-607 Only)	1
13	XDFZZ	02731	7-31 1113106-47	• Bracket (U/O P/N 7-311113106-607 Only)	1
14	XDFZZ	02731	7-31 1113106-3	• Skin, Upper (U/O P/N 7-311113106-605 Only)	1
14	XDFZZ	02731	7-31 1113106-43	• Skin, Upper (U/O P/N 7-311113106-607 and -611 Only) .	1
15	PAFZZ	80205	MS21075L3E	• Nut, Self-Locking, Pl (U/O P/N 7-311113106-605 and -607 QTY 3) (U/O P/N 7-311113106-611 QTY 19)	19
16	PAFZZ	02731	HS5602-5-4	• Pin-Rivet, Threaded	9
17	PAFZZ	02731	HS5582-5	• Collar, Pin-Rivet, Th	9
18	PAFZZ	02731	HS5602-5-5	• Pin-Rivet, Threaded	1
19	PAFZZ	02731	HS5582-5	• Collar, Pin-Rivet, Th	1
20	PAFZZ	02731	HS5604-5-3	• Pin-Rivet, Threaded	33
21	PAFZZ	02731	HS5614-5	• Collar, Pin-Rivet, Th	33
22	PAFZZ	02731	HS5602-6-5	• Pin-Rivet, Threaded	5
23	PAFZZ	02731	HS5581-6	• Collar, Pin-Rivet, Th	5
24	PAFZZ	02731	HS5602-6-4	• Pin-Rivet, Threaded	42
25	PAFZZ	02731	HS5582-6	• Collar, Pin-Rivet, Th	42
26	PAFZZ	02731	HS5602-6-3	• Pin-Rivet, Threaded	4
27	PAFZZ	02731	HS5581-6	• Collar, Pin-Rivet, Th	4
28	PAFZZ	02731	HS5602-5-3	• Pin-Rivet, Threaded	4
29	PAFZZ	02731	HS5582-5	• Collar, Pin-Rivet, Th	4
30	PAFZZ	02731	HS5604-5-2	• Pin-Rivet, Threaded	8
31	PAFZZ	02731	HS5614-5	• Collar, Pin-Rivet, Th	8
32	XDFZZ	02731	7-31 1113106-24	• Splice	1
33	XDFZZ	02731	7-31 1113106-25	• Splice LH	1
33	XDFZZ	02731	7-31 1113106-26	• Splice RH	1
34	XDFZZ	02731	7-31 1113106-33	• Clip LH	2
34	XDFZZ	02731	7-31 1113106-34	• Clip RH	2
35	XDFZZ	02731	7-31 1113106-31	• Beam LH	1
35	XDFZZ	02731	7-31 1113106-32	• Beam RH	1
36	PAFZZ	02731	HS5448-05-07	• Rivet, Blind (U/O P/N 7-311113106-605 QTY 1 and -607 QTY 5) .	5
37	PAFZZ	02731	HS5448-05-06	• Rivet, Blind (U/O P/N 7-311113106-607 Only)	9

(1) ITEM NO.	(2) SMR CODE	(3) CAGE	(4) PART NUMBER	(5) DESCRIPTION AND USABLE ON CODE (UOC)	(6) QTY
38	PAFZZ	02731	HS4464-5-4	• Rivet, Blind	2
39	PAFZZ	02731	HS5450-06-05	• Rivet, Blind	8
40	PAFZZ	02731	HS5448-05-05	• Rivet, Blind (U/O P/N 7-311113106-607 Only)	5
41	PAFZZ	02731	HS5448-05-08	• Rivet, Blind (U/O P/N 7-311113106-607 Only)	5
42	PAFZZ	02731	HS5603-5-4	• Pin-Rivet, Threaded (U/O P/N 7-311113106-605 and -611 Only)	2
43	PAFZZ	02731	HS5580-5	• Collar, Pin-Rivet, Th (U/O P/N 7-311113106-605 and -611 Only)	2
44	PAFZZ	02731	HS5450-05-09	• Rivet, Blind (U/O P/N 7-311113106-605 and -607) A/C With MWO 1-1520-238-50-32 Incorporated	8
45	PAFZZ	02731	HS5450-05-10	• Rivet, Blind (U/O P/N 7-311113106-605 QTY 10 and -607 QTY 11) A/C With MWO 1-1520-238-50-32 Incorporated	11
46	PAFZZ	02731	HS5450-06-08	• Rivet, Blind (U/O P/N 7-311113106-605 and -607) A/C With MWO 1-1520-238-50-32 Incorporated	1
47	PAFZA	02731	HS5450-06-09	• Rivet, Blind (U/O P/N 7-311113106-605 and -607) A/C With MWO 1-1520-238-50-32 Incorporated	1
48	PAFZA	02731	HS5448-06-08	• Rivet, Blind (U/O P/N 7-311113106-605 QTY 4 and -607 QTY 1) A/C With MWO 1-1520-238-50-32 Incorporated	4
49	XDFZZ	02731	7-31 1113106-9	• Angle (U/O P/N 7-311113106-605 Only)	1
50	PAFZZ	02731	HS5450-06-10	• Rivet, Blind (U/O P/N 7-311113106-605 Only)	1
END OF FIGURE					

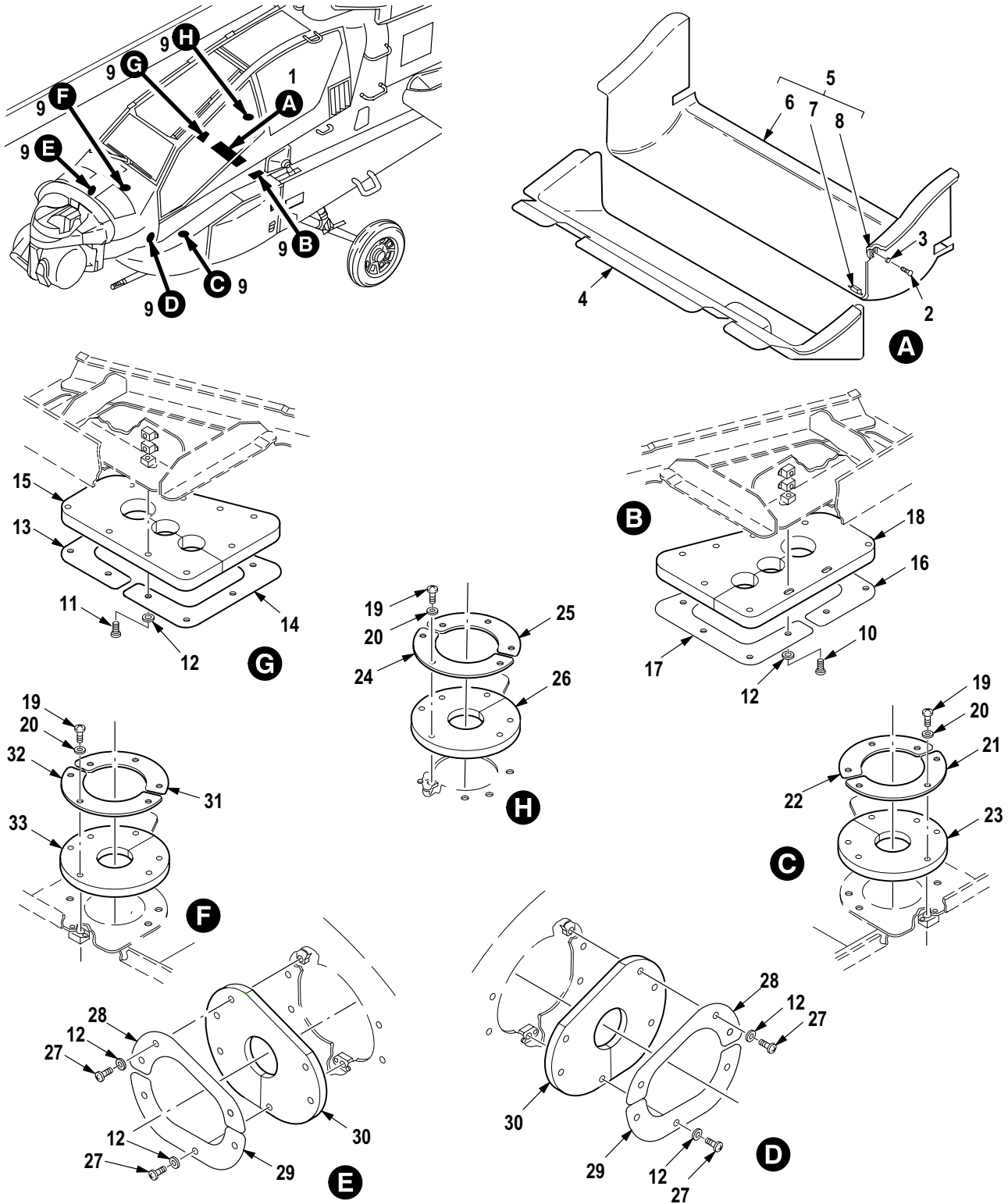


M09-1133J

Figure 101. Group 02 Splice Installation (FS 436 to FS 476) (Part 2)
 7-31 1113106-605 7-311113106-607 A/C With MWO 1-1520-238-50-32 Incorporated
 7-31 1113106-61 1

(1) ITEM NO.	(2) SMR CODE	(3) CAGE	(4) PART NUMBER	(5) DESCRIPTION AND USABLE ON CODE (UOC)	(6) QTY
				Group 02 Airframe Fig. 101 Splice Installation (FS 436 to FS 476) (Part 2) 7-31 1113106-605 7-31 1113106-607 A/C With MWO 1-1520-238-50-32 Incorporated 7-31 1113106-611	
1	XDFZZ	02731	7-31 1113106-55	• Skin (U/O P/N 7-311113106-607 and -611 Only)	1
1	XDFZZ	02731	7-31 1113106-5	• Skin (U/O P/N 7-311113106-605)	1
2	PAFZZ	02731	HS5602-6-3	• Pin-Rivet, Threaded	44
3	PAFZZ	02731	HS5582-6	• Collar, Pin-Rivet, Th	44
4	PAFZZ	02731	HS5602-6-4	• Pin-Rivet, Threaded	42
5	PAFZZ	02731	HS5582-6	• Collar, Pin-Rivet, Th	42
6	PAFZZ	02731	HS5604-5-3	• Pin-Rivet, Threaded	33
7	PAFZZ	02731	HS5614-5	• Collar, Pin-Rivet, Th	33
8	PAFZZ	02731	HS5604-5-4	• Pin-Rivet, Threaded	4
9	PAFZZ	02731	HS5614-5	• Collar, Pin-Rivet, Th	4
10	PAFZZ	02731	HS5450-06-04	• Rivet, Blind	38
11	PAFZZ	02731	HS5602-6-5	• Pin-Rivet, Threaded	3
12	PAFZZ	02731	HS5582-6	• Collar, Pin-Rivet, Th	3
13	XDFZZ	02731	7-31 1113106-13	• Splice LH	1
13	XDFZZ	02731	7-31 1113106-14	• Splice RH	1
14	XDFZZ	02731	7-31 1113106-11	• Splice LH	1
14	XDFZZ	02731	7-31 1113106-12	• Splice RH	1
15	XDFZZ	02731	7-31 1113106-15	• Splice LH	1
15	XDFZZ	02731	7-31 1113106-16	• Splice RH	1
16	PAFZZ	02731	HS5450-06-06	• Rivet, Blind	2
17	XDFZZ	02731	7-31 1113106-17	• Splice LH	1
17	XDFZZ	02731	7-31 1113106-18	• Splice RH	1
18	PAFZZ	02731	HS5604-6-3	• Pin-Rivet, Threaded	1
19	PAFZZ	02731	HS5614-6	• Collar, Pin-Rivet, Th	1
20	PAFZZ	02731	HS5602-6-3	• Pin-Rivet, Threaded	4
21	PAFZZ	02731	HS5581-6	• Collar, Pin-Rivet, Th	4
22	XDFZZ	02731	7-31 1113106-39	• Gusset	1
23	PAFZZ	02731	HS5604-5-2	• Pin-Rivet, Threaded	8
24	PAFZZ	02731	HS5614-5	• Collar, Pin-Rivet, Th	8
25	XDFZZ	02731	7-31 1113106-37	• Clip (U/O P/N 7-311113106-605 and -607)	1
26	MFFZZ	02731	7-31 1113106-19	• Shim	1
27	PAFZZ	02731	HS5602-6-5	• Pin-Rivet, Threaded	5
28	PAFZZ	02731	HS5581-6	• Collar, Pin-Rivet, Th	5
29	PAFZZ	02731	HS5604-6-5	• Pin-Rivet, Threaded	2
30	PAFZZ	02731	HS5614-6	• Collar, Pin-Rivet, Th	2
31	XDOZZ	02731	7-31 1113106-41	• Clip	1
32	XDFZZ	02731	7-31 1113106-35	• Intercostal (U/O P/N 7-311113106-605 and -607)	1
33	XCFFF	02731	7-31 1113516	• Frame Instl Assy (FS 450)	1
34	PAFZZ	02731	HS5604-5-2	• Pin-Rivet, Threaded	20
35	PAFZZ	02731	HS5614-5	• Collar, Pin-Rivet, Th	20
36	XDFZZ	02731	7-31 1113517	• Fitting	1
37	MFFZZ	02731	7-31 1113516-5	• Shim	2
38	PAFZZ	02731	HS4592-2D6-16	• Bracket, Angle	3
39	PAFZZ	02731	HS4592-1D6-6	• Bracket, Angle	1
40	XDFZZ	02731	7-31 1113516-3	• Frame	1

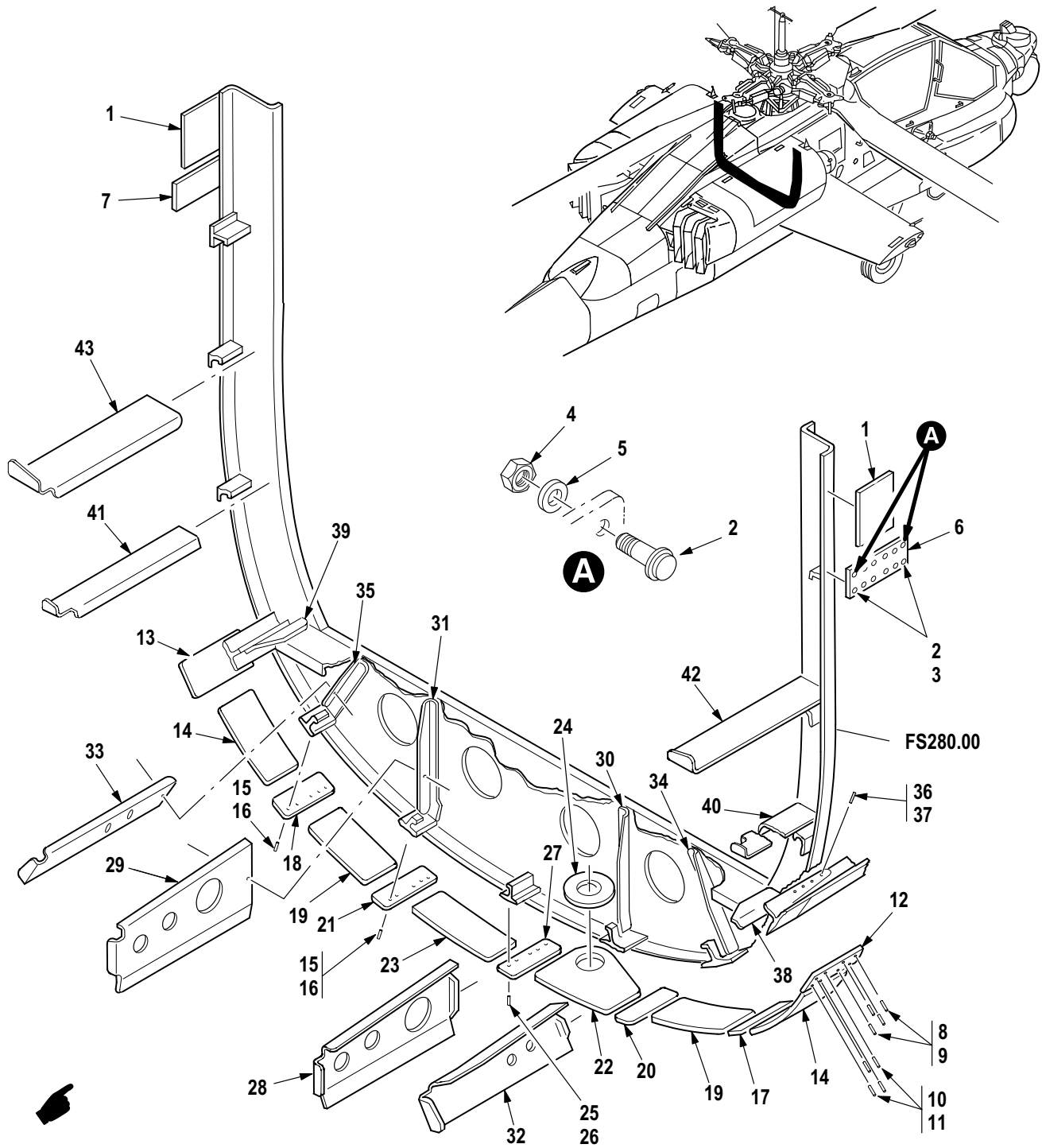
(1) ITEM NO.	(2) SMR CODE	(3) CAGE	(4) PART NUMBER	(5) DESCRIPTION AND USABLE ON CODE (UOC)	(6) QTY
41	PAFZA	02731	HS5450-05-03	•• Rivet, Blind	12
42	PAFZZ	02731	HS5450-06-04	•• Rivet, Blind	4
43	XDFZZ	02731	HS195-090001	•• Shim, Tapered	2
44	XDFZZ	02731	HS195-125002	•• Shim, Tapered	2
45	XDFZZ	02731	HS195-193001	•• Shim, Tapered	2
46	PAFZZ	02731	HS5604-6-6	• Pin-Rivet, Threaded	1
47	PAFZZ	02731	HS5614-6	• Collar, Pin-Rivet, Th	1
48	XDFZZ	02731	7-31 1113106-53	• Doubler (U/O P/N 7-311113106-607)	1
49	PAFZZ	02731	HS5604-6-4	• Pin-Rivet, Threaded	1
50	PAFZZ	02731	HS5614-6	• Collar, Pin-Rivet, Th	1
51	XCOOO	02731	7-21 1113540	Tie Down Instl (Not Illustrated-Installation Drawing)	1
52	XDOZZ	02731	7-21 1113541-3	• Jack Pad	1
END OF FIGURE					



M09-830E

Figure 102. Group 02 Crew Station Sealing
7-31 1113344

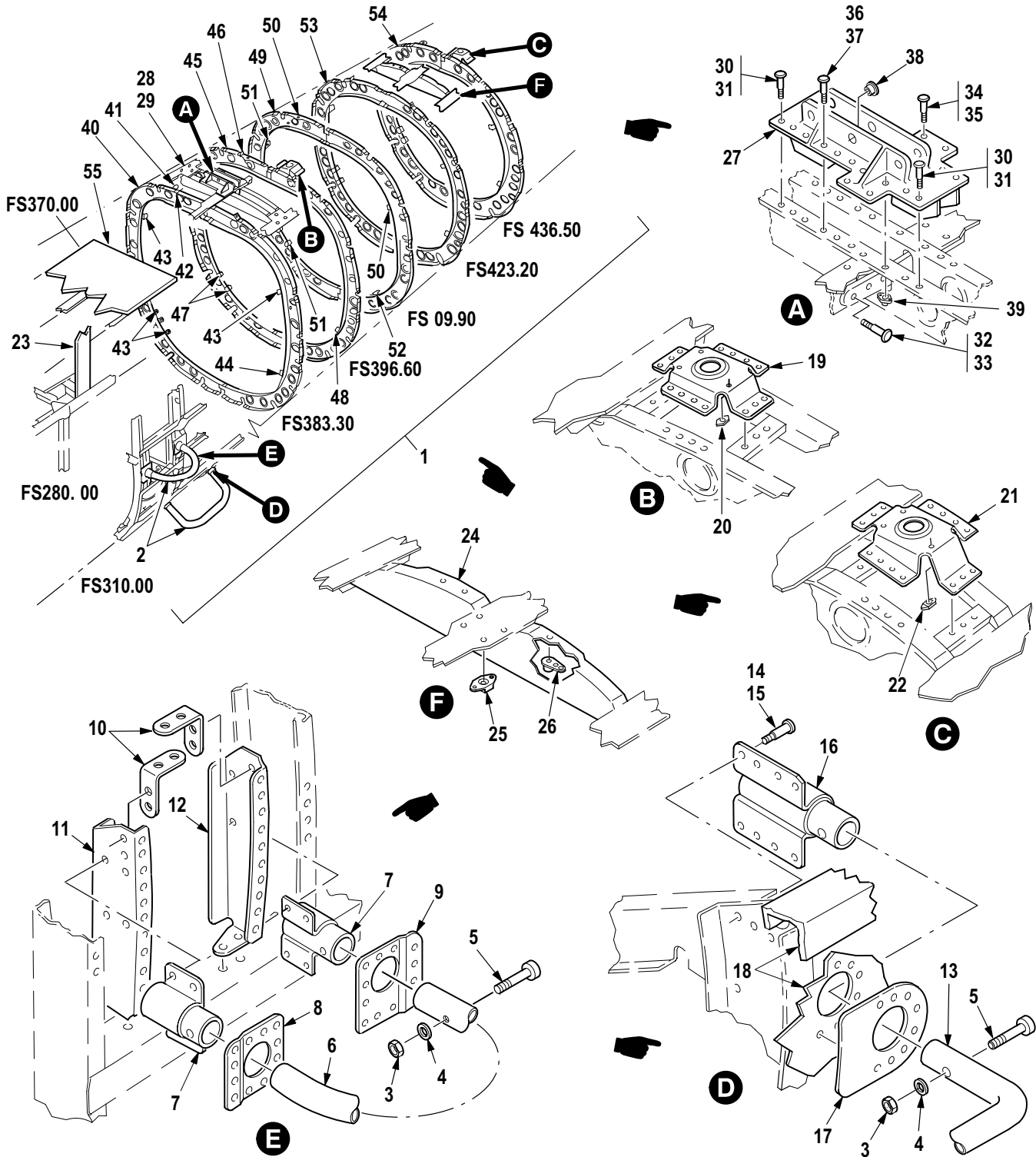
(1) ITEM NO.	(2) SMR CODE	(3) CAGE	(4) PART NUMBER	(5) DESCRIPTION AND USABLE ON CODE (UOC)	(6) QTY
				Group 02 Airframe Fig. 102 Crew Station Sealing 7-31 1113344	
1	XCOOO	02731	7-31 1113346	• Cover Assy Instl	1
2	PAOZZ	80205	NAS602-7P	•• Screw, Machine	24
3	PAOZZ	88044	AN960JD8L	•• Washer, Flat	25
4	XDOZZ	02731	7-31 1113346-7	•• Cover	1
5	XDOOO	02731	7-31 1113346-5	•• Cover Assy	1
6	XAOZZ	02731	7-31 1113346-3	••• Cover	1
7	PAOZZ	96906	MS21059-08	••• Nut, Self-Locking, Pl	5
8	PAOZZ	96906	MS21061-08	••• Nut, Self-Locking, Pl	2
9	XCOOO	02731	7-31 1113451	• Seal Assy Instl (Not Illustrated-Installation Drawing)	1
10	PAOZZ	80205	NAS1096-3-15	•• Screw, Machine	9
11	PAOZZ	80205	NAS1096-3-20	•• Screw, Machine	7
12	PAOZZ	88044	AN960JD10L	•• Washer, Flat	30
13	XDOZZ	02731	7-31 1113451-43	•• Retainer	1
14	XDOZZ	02731	7-31 1113451-45	•• Retainer	1
15	XDOZZ	02731	7-31 1113451-59	•• Seal	1
16	XDOZZ	02731	7-31 1113451-47	•• Retainer	1
17	XDOZZ	02731	7-31 1113451-49	•• Retainer	1
18	XDOZZ	02731	7-31 1113451-51	•• Seal	1
19	PAOZZ	80205	NAS1096-2-10	•• Screw, Machine	18
20	PAOZZ	88044	AN960KD8L	•• Washer, Flat	18
21	XDOZZ	02731	7-31 1113451-17	•• Retainer	1
22	XDOZZ	02731	7-31 1113451-19	•• Retainer	1
23	XDOZZ	02731	7-31 1113451-53	•• Seal	1
24	XDOZZ	02731	7-31 1113451-35	•• Retainer	1
25	XDOZZ	02731	7-31 1113451-37	•• Retainer	1
26	XDOZZ	02731	7-31 1113451-57	•• Seal	1
27	PAOZZ	80205	NAS1096-3-10	•• Screw, Machine	12
28	XDOZZ	02731	7-31 1113451-27	•• Retainer	2
29	XDOZZ	02731	7-31 1113451-29	•• Retainer	2
30	XDOZZ	02731	7-31 1113451-61	•• Seal	2
31	XDOZZ	02731	7-31 1113451-21	•• Retainer	1
32	XDOZZ	02731	7-31 1113451-23	•• Retainer	1
33	XDOZZ	02731	7-31 1113451-55	•• Seal	1
END OF FIGURE					



M09-662E

Figure 103. Group 02 Splice Plate Installation
7-31 1113518

(1) ITEM NO.	(2) SMR CODE	(3) CAGE	(4) PART NUMBER	(5) DESCRIPTION AND USABLE ON CODE (UOC)	(6) QTY
				Group 02 Airframe Fig. 103 Splice Plate Installation 7-31 1113518	
1	XDFZZ	02731	7-31 1113518-27	• Doubler	2
2	PAFZZ	02731	HS5602-6-5	• Pin-Rivet, Threaded	20
3	PAFZZ	02731	HS5581-6	• Collar, Pin-Rivet, Th	20
4	PAOZZ	80205	MS21042L3	• Nut, Self-Locking, Ex	10
5	PAOZZ	88044	AN960C10L	• Washer, Flat	10
6	XDFZZ	02731	7-31 1113518-15	• Splice	1
7	XDFZZ	02731	7-31 1113518-16	• Splice	1
8	PAFZZ	02731	HS5602-8-4	• Pin-Rivet, Threaded	8
9	PAFZZ	02731	HS5581-8	• Collar, Pin-Rivet, Th	8
10	PAFZZ	02731	HS5602-6-4	• Pin-Rivet, Threaded	8
11	PAFZZ	02731	HS5581-6	• Collar, Pin-Rivet, Th	8
12	XDFZZ	02731	7-31 1113518-17	• Splice	1
13	XDFZZ	02731	7-31 1113518-18	• Splice	1
14	XDFZZ	02731	7-31 1113518-29	• Doubler	2
15	PAFZZ	02731	HS5602-5-4	• Pin-Rivet, Threaded	20
16	PAFZZ	02731	HS5581-5	• Collar, Pin-Rivet, Th	20
17	XDFZZ	02731	7-31 1113518-19	• Splice	1
18	XDFZZ	02731	7-31 1113518-20	• Splice	1
19	XDFZZ	02731	7-31 1113518-31	• Doubler	2
20	XDFZZ	02731	7-31 1113518-21	• Splice	1
21	XDFZZ	02731	7-31 1113518-22	• Splice	1
22	XDFZZ	02731	7-31 1113518-35	• Doubler	1
23	XDFZZ	02731	7-31 1113518-33	• Doubler	1
24	XDFZZ	02731	7-31 1113518-37	• Gasket	1
25	PAFZZ	02731	HS5602-5-5	• Pin-Rivet, Threaded	5
26	PAFZZ	02731	HS5581-5	• Collar, Pin-Rivet, Th	5
27	XDFZZ	02731	7-31 1113518-23	• Splice	1
28	XDFZZ	02731	7-31 1113518-3	• Intercostal	1
29	XDFZZ	02731	7-31 1113518-4	• Intercostal	1
30	XDFZZ	02731	7-31 1113518-11	• Clip	1
31	XDFZZ	02731	7-31 1113518-12	• Clip	1
32	XDFZZ	02731	7-31 1113518-5	• Intercostal	1
33	XDFZZ	02731	7-31 1113518-6	• Intercostal	1
34	XDFZZ	02731	7-31 1113518-13	• Clip	1
35	XDFZZ	02731	7-31 1113518-14	• Clip	1
36	PAFZZ	02731	HS5602-5-2	• Pin-Rivet, Threaded	8
37	PAFZZ	02731	HS5581-5	• Collar, Pin-Rivet, Th	8
38	XDFZZ	02731	7-31 1113518-25	• Clip	1
39	XDFZZ	02731	7-31 1113518-26	• Clip	1
40	XDFZZ	02731	7-31 1113518-8	• Intercostal RH	1
41	XDFZZ	02731	7-31 1113518-7	• Intercostal LH	1
42	XDFZZ	02731	7-31 1113518-10	• Intercostal RH	1
43	XDFZZ	02731	7-31 1113518-9	• Intercostal LH	1
END OF FIGURE					

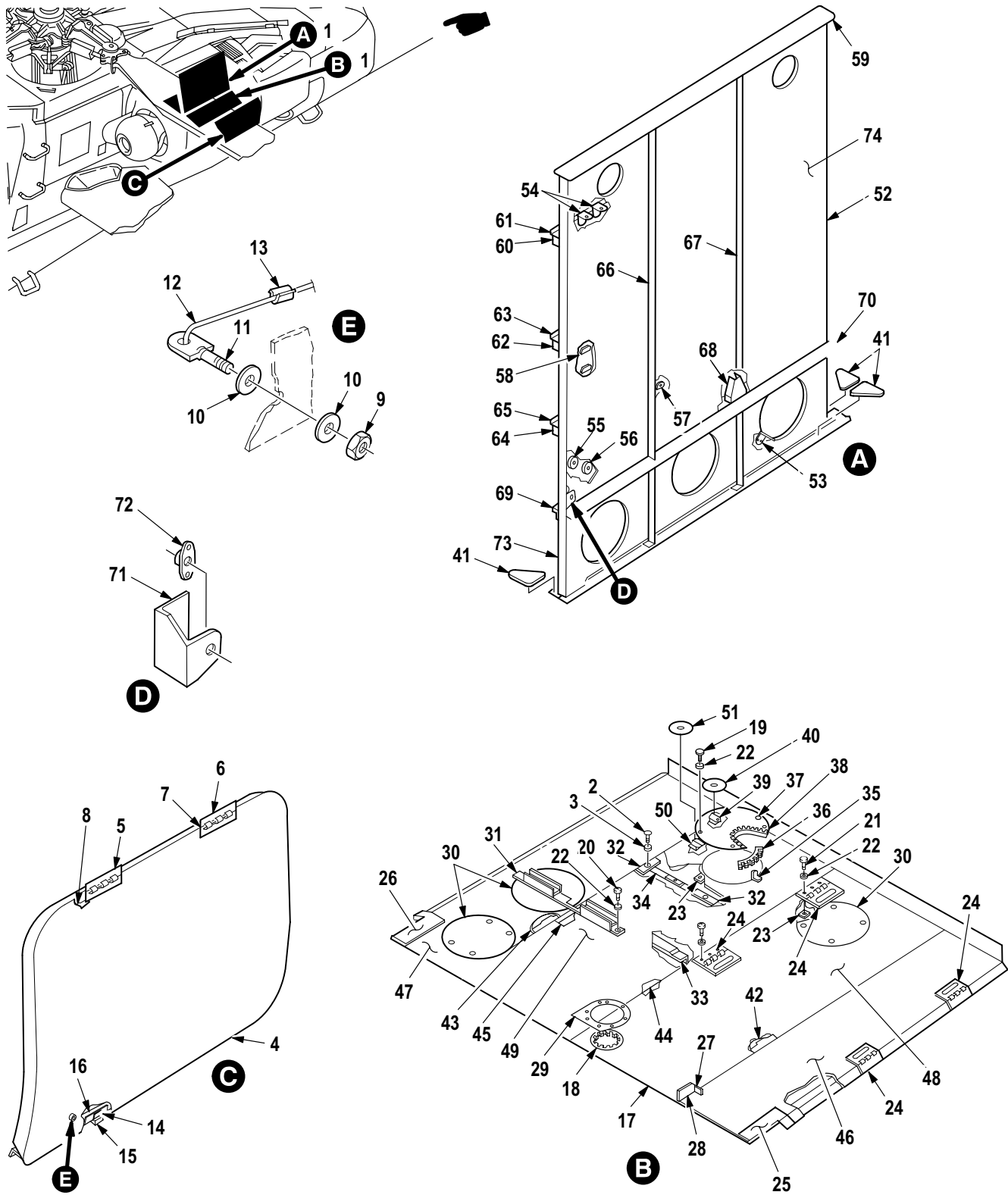


M09-738C

Figure 104. Group 02 Fuselage Assembly AFT LH

(1) ITEM NO.	(2) SMR CODE	(3) CAGE	(4) PART NUMBER	(5) DESCRIPTION AND USABLE ON CODE (UOC)	(6) QTY
				Group 02 Airframe Fig. 104 Fuselage Assembly AFT LH	
1	XDDDD	02731	7-31 1113500	• Fuselage Assy, AFT	1
1	XDDDD	02731	7-31 1113500-5	• Fuselage Assy, AFT A/C With MWO 1-1520-238-55-11 Incorporated	1
2	XCOOO	02731	7-21 1113545	•• Steps Instl Assy	1
3	PAOZZ	96906	MS21044N3	••• Nut, Self-Locking, He	4
4	PAOZZ	02731	HS306-322	••• Washer, Flat	4
5	PAOZZ	80205	NAS1403-18	••• Screw, Machine	4
6	PAOZZ	02731	7-1 11210246-7	••• Tube, Bent, Metallic	1
7	XDOZZ	02731	7-1 11210285-3	••• Socket Assy, Footste	2
8	MOOZZ	02731	7-21 1113545-15	••• Doubler	1
9	MOOZZ	02731	7-21 1113545-13	••• Doubler	1
10	XDOZZ	02731	7-21 1113545-7	••• Clip	2
11	XDOZZ	02731	7-21 1113545-3	••• Frame	1
12	XDOZZ	02731	7-21 1113545-5	••• Frame	1
13	PAOZZ	02731	7-1 11210246-5	••• Step, Foot	1
14	PAOZZ	02731	HS5604-12-3	••• Pin-Rivet	16
15	PAOZZ	02731	HS5614-12	••• Collar, Pin-Rivet, Th	16
16	XDOZZ	02731	7-21 1113545-21	••• Socket Assy	2
17	MOOZZ	02731	7-21 1113545-9	••• Doubler	2
18	XCOFF	02731	7-31 1113512	•• Skin and Stringer Instl (See Figs. 109 thru 110C for Breakdown)	1
18	XCOFF	02731	7-31 1113512-617	•• Skin and Stringer Instl (See Figs. 109 thru 110C for Breakdown) A/C With MWO 1-1520-238-55-11 Incorporated ...	1
19	XDDDD	02731	7-21 1113546-7	•• Support Assy	1
20	PAOZZ	80205	MS21075L3E	••• Nut, Self-Locking, Pl	3
21	XDDDD	02731	7-21 1113546-5	•• Support Assy	1
22	PAOZZ	80205	MS21075L3E	••• Nut, Self-Locking, Pl	3
23	XCOFF	02731	7-31 1113504	•• Support Instl Nac (See Fig. 111 for Breakdown)	1
24	XCDDD	02731	7-31 1113529	•• Damper Support	1
25	PAOZZ	80205	MS21075L3E	••• Nut, Self-Locking, Pl	6
26	PAOZZ	96906	MS21071L3	••• Nut, Self-Locking, Pl	1
27	XCDDD	02731	7-31 1113528	•• Bracket Instl Assy	1
28	PAOZZ	02731	HS5604-5-5	••• Pin-Rivet	6
29	PAOZZ	02731	HS5614-5	••• Collar, Pin-Rivet, Th	6
30	PAOZZ	02731	HS5602-5-4	••• Pin-Rivet, Threaded	8
31	PAOZZ	02731	HS5581-5	••• Collar, Pin-Rivet, Th	8
32	PAOZZ	02731	HS5602-5-5	••• Pin-Rivet, Threaded	6
33	PAOZZ	02731	HS5581-5	••• Collar, Pin-Rivet, Th	6
34	PAOZZ	02731	HS5602-6-5	••• Pin-Rivet	6
35	PAOZZ	02731	HS5581-6	••• Collar, Pin-Rivet, Th	6
36	PAOZZ	02731	HS5602-5-3	••• Pin-Rivet, Threaded	6
37	PAOZZ	02731	HS5581-5	••• Collar, Pin-Rivet, Th	6
38	PAOZZ	80205	NAS77-4-010	••• Bushing, Sleeve	3
39	PAOZZ	80205	MS21075L3E	••• Nut, Self-Locking, Pl	4
40	XCDDD	02731	7-31 1113640	•• Frame Instl Assy	1
41	XDOOO	02731	7-31 1113640-7	••• Bracket Assy	1
42	PAOZZ	80205	MS21075L3E	•••• Nut, Self-Locking, Pl	1
43	XDOZZ	02731	HS4592-2D6-16	••• Bracket, Angle	5
44	XDOZZ	02731	HS4592-1D6-6	••• Bracket, Angle	1

(1) ITEM NO.	(2) SMR CODE	(3) CAGE	(4) PART NUMBER	(5) DESCRIPTION AND USABLE ON CODE (UOC)	(6) QTY
45	XCDDD	02731	7-31 1113558	•• Frame Instl Assy	1
46	PAOZZ	80205	MS21075L3E	••• Nut, Self-Locking, Pl	1
47	XDOZZ	02731	HS4592-1D6-6	••• Bracket, Angle	1
48	XDOZZ	02731	HS4592-2D6-16	••• Bracket, Angle	4
49	XCDDD	02731	7-31 1113660	•• Frame Instl Assy	1
50	PAOZZ	80205	MS21075L3E	••• Nut, Self-Locking, Pl	1
51	PAOZZ	02731	HS4592-2D6-16	••• Bracket, Angle	4
52	PAOZZ	02731	HS4592-1D6-16	••• Bracket, Angle	1
53	XCDDD	02731	7-31 1113670	•• Frame Instl Assy (See Fig. 107 for Breakdown)	1
53	XCDDD	02731	7-31 1113670-603	•• Frame Instl Assy (See Fig. 107 for Breakdown) A/C With MWO 1-1520-238-50-32 Incorporated	1
54	XCDDD	02731	7-31 1113680	•• Frame Instl Assy (See Fig. 108 for Breakdown)	1
54	XCDDD	02731	7-31 1113680-603	•• Frame Instl Assy (See Fig. 108 for Breakdown) A/C With MWO 1-1520-238-50-32 Incorporated	1
55	XCOFF	02731	7-31 1113513-601	•• Deck Instl Assy (See Figs. 112 thru 115 for Breakdown)	1
55	XCOFF	02731	7-31 1113513-603	•• Deck Instl Assy (See Figs. 112 thru 115 for Breakdown) A/C With MWO 1-1520-238-50-49 Incorporated	1
END OF FIGURE					

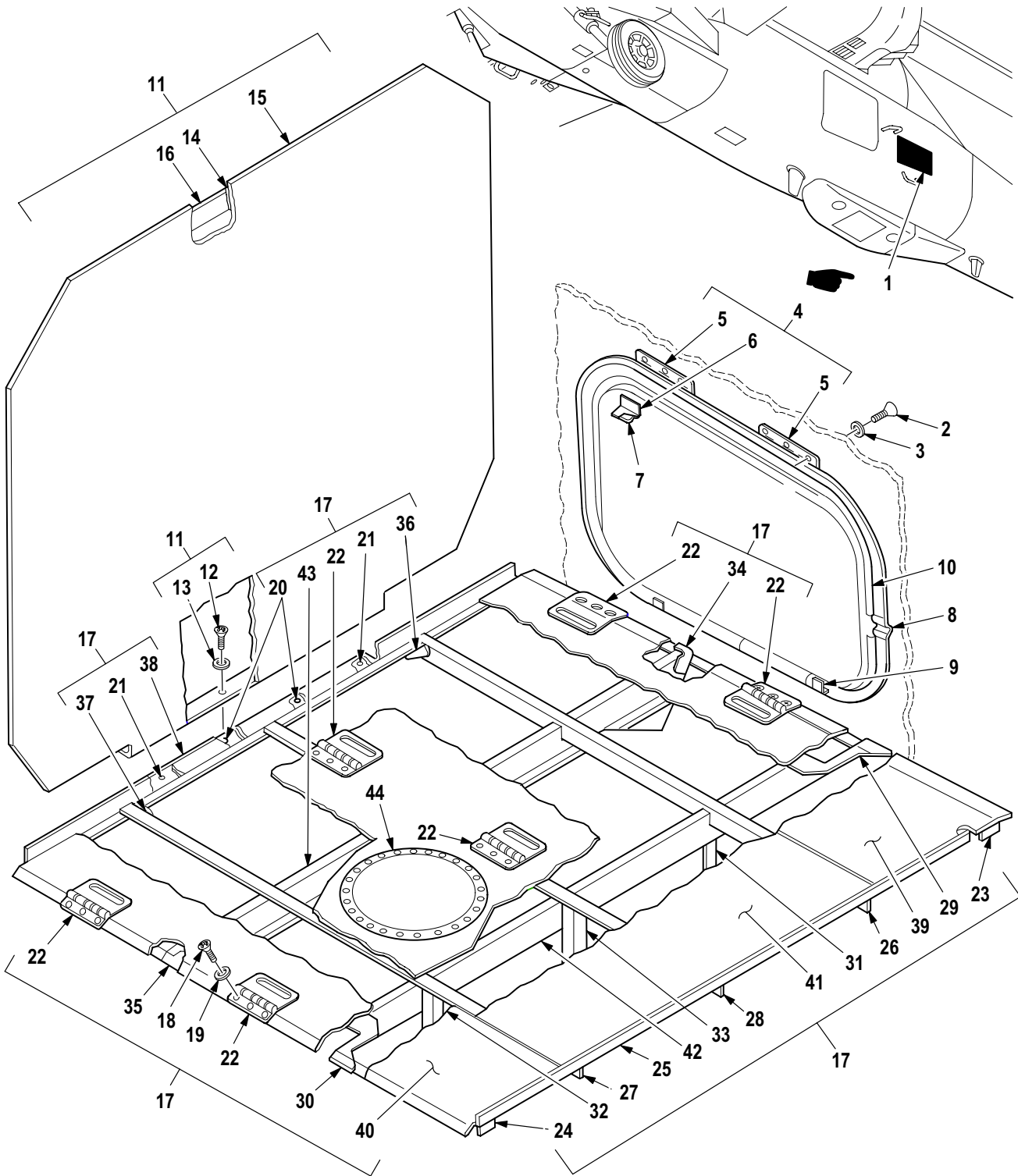


M09-737G

Figure 105. Group 02 Electronic Compartment Installation LH

(1) ITEM NO.	(2) SMR CODE	(3) CAGE	(4) PART NUMBER	(5) DESCRIPTION AND USABLE ON CODE (UOC)	(6) QTY
				Group 02 Airframe Fig. 105 Electronic Compartment Installation LH	
1	XDDDD	02731	7-31 1113500	• Fuselage Assy, AFT	1
2	PAOZZ	80205	NAS623-3-2	•• Screw, Machine	6
3	PAOZZ	88044	AN960C10L	•• Washer, Flat	6
4	PAOOO	02731	7-31 1113690-61	•• Door, Access, Aircraf	1
5	MFOZZ	96906	MS20001PH5-400	••• Hinge, Butt	2
6	MFOZZ	96906	MS20001PH4-400	••• Hinge, Butt	2
7	MFOZZ	96906	MS20253P2-400C	••• Pin, Straight	2
8	XDOZZ	02731	7-31 1113690-25	••• Doubler	2
9	PAOZZ	96906	MS21044N3	••• Nut, Self-Locking, He	1
10	PAOZZ	59875	TX90790-34	••• Washer, Flat	2
11	PAOZZ	88044	AN42-4	••• Bolt, Eye	1
12	PAOZZ	02731	7-1 11220181-3	••• Latch, Door	1
13	PAOZZ	80205	NAS1464-014-05C	••• Clip, Spring Tension	1
14	XDOZZ	02731	7-31 1113690-7	••• Doubler	2
15	XDOZZ	02731	7-1 11220146	••• Hook, Door	2
16	PAOZA	02731	7-31 1113694-7	••• Shielding Gasket, El	1
17	XCOOO	02731	7-31 1113507	•• Floor Instl Assy	1
18	PAOZZ	96906	MS21266-2T	••• Grommet, Nonmetallic	1
19	PAOZZ	80205	NAS623-3-1	••• Screw, Machine	14
20	PAOZZ	80205	NAS623-3-2	••• Screw, Machine	2
21	PAOZZ	80205	NAS623-3-3	••• Screw, Machine	14
22	PAOZZ	59875	TX90790-34	••• Washer, Flat	30
23	PAOZZ	80205	MS21075L3E	••• Nut, Self-Locking, Pl	40
24	PAOZZ	02731	7-31 1113508	••• Leaf, Butt Hinge	4
25	XDOZZ	02731	7-31 1113507-19	••• Doubler	1
26	XDOZZ	02731	7-31 1113507-20	••• Doubler	1
27	XDOZZ	02731	7-31 1113507-51	••• Clip	1
28	XDOZZ	02731	7-31 1113507-52	••• Clip	1
29	XDOZZ	02731	7-31 1113507-21	••• Doubler	1
30	PAOZZ	02731	7-31 1113507-33	••• Cover, Access	3
31	PAOZZ	02731	7-31 1113507-39	••• Rail Assy, Floor	1
32	MOOZZ	02731	7-31 1113507-35	••• Spacer	4
33	XDOZZ	02731	7-31 1113507-23	••• Channel	1
34	XDOZZ	02731	7-31 1113507-25	••• Channel	1
35	PAOZZ	02731	HS4592-1D6-8	••• Bracket, Angle	1
36	PAOZZ	96906	MS21266-1T	•••• Grommet, Nonmetallic	1
37	PAOOO	02731	7-31 1113507-37	••• Cover, Access	1
38	PAOZZ	96906	MS21266-1T	•••• Grommet, Nonmetallic	1
39	XDOZZ	80205	MS21075L08	•••• Nut, Self-Locking, Pl	1
40	MOOZZ	02731	7-31 1113507-47	•••• Doubler	1
41	XDOZZ	02731	7-31 1113507-15	••• Gusset	3
42	XDOZZ	02731	7-31 1113507-1 1	••• Angle	1
43	XDOZZ	02731	7-31 1113507-13	••• Angle	1
44	XDOZZ	02731	7-31 1113507-27	••• Angle	1
45	XDOZZ	02731	7-31 1113507-29	••• Angle	1
46	XDOZZ	02731	7-31 1113507-3	••• Floor	1
47	XDOZZ	02731	7-31 1113507-5	••• Floor	1
48	XDOZZ	02731	7-31 1113507-7	••• Floor	1
49	XDOZZ	02731	7-31 1113507-9	••• Floor	1

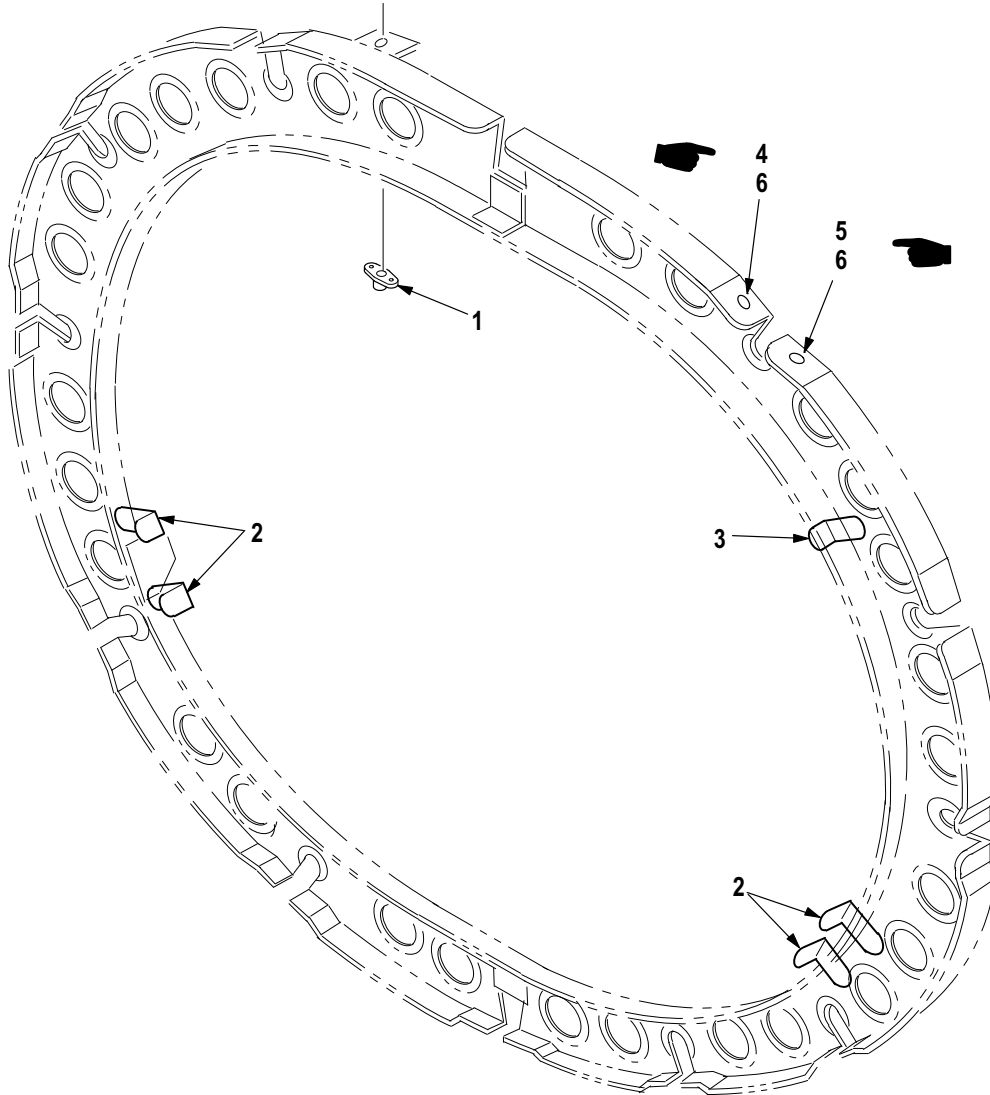
(1) ITEM NO.	(2) SMR CODE	(3) CAGE	(4) PART NUMBER	(5) DESCRIPTION AND USABLE ON CODE (UOC)	(6) QTY
50	XDOZZ	80205	MS21075L08	... Nut, Self-Locking, Pl	3
51	MOOZZ	02731	7-31 1113507-45	... Doubler	3
52	XCOFF	02731	7-31 1113544	.. Shear Web Instl	1
53	PAFZZ	02731	HS4592-1D6-10	... Bracket, Angle	2
54	PAFZZ	02731	HS4592-1D6-6	... Bracket, Angle	11
55	XDFZZ	80205	MS21075L08	... Nut, Self-Locking, Pl	2
56	PAFZZ	80205	MS21075L3E	... Nut, Self-Locking, Pl	3
57	PAFZZ	96906	MS21069L3	... Nut, Self-Locking, Pl	2
58	PAFZZ	96906	MS21075L04E	... Nut, Self-Locking, Pl	4
59	XDFZZ	02731	7-31 1113544-25	... Tee	1
60	XDFZZ	02731	7-31 1113544-29	... Angle	1
61	XDFZZ	02731	7-31 1113544-15	... Stiffener	1
62	XDFZZ	02731	7-31 1113544-31	... Angle	1
63	XDFZZ	02731	7-31 1113544-17	... Stiffener	1
64	XDFZZ	02731	7-31 1113544-27	... Angle	1
65	XDFZZ	02731	7-31 1113544-19	... Stiffener	1
66	XDFZZ	02731	7-31 1113544-9	... Angle	1
67	XDFZZ	02731	7-31 1113544-1 1	... Angle	1
68	XDFZZ	02731	7-31 1113544-13	... Gusset	2
69	XDFZZ	02731	7-31 1113544-23	... Angle	1
70	XDFZZ	02731	7-31 1113544-21	... Angle	1
71	PAOOO	02731	7-31 1113544-33	... Bracket Assy, Fusela	2
72	PAOZZ	80205	MS21075L3E Nut, Self-Locking, Pl	1
73	XDFZZ	02731	7-31 1113544-5	... Angle	1
74	XDFZZ	02731	7-31 1113544-3	... Web	1
END OF FIGURE					



M09-736D

Figure 106. Group 02 Stowage Compartment Installation LH

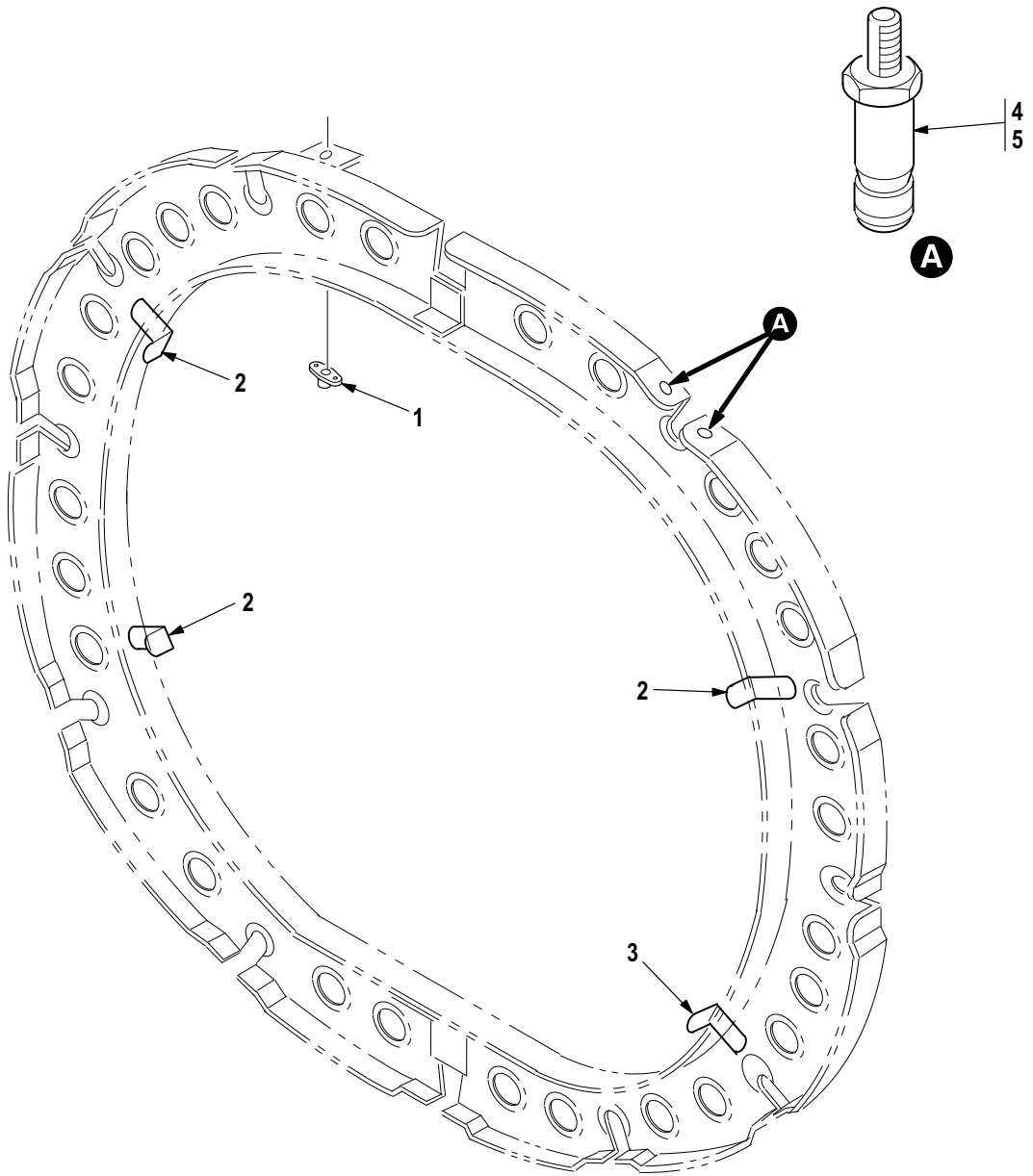
(1) ITEM NO.	(2) SMR CODE	(3) CAGE	(4) PART NUMBER	(5) DESCRIPTION AND USABLE ON CODE (UOC)	(6) QTY
				Group 02 Airframe Fig. 106 Stowage Compartment Installation LH	
1	XDDDD	02731	7-31 1113500	• Fuselage Assy, AFT	1
2	PAOZZ	80205	NAS1581A3H5	•• Screw, Close Toleran	6
3	PAOZZ	88044	AN960C10L	•• Washer, Flat	6
4	PAOOO	02731	7-1 11220120-21	•• Door, Cargo, Aircraft	1
5	MFOZZ	96906	MS20001P5-400	••• Hinge, Butt	2
6	XDOOO	02731	7-1 11220120-17	••• Bracket Assy	1
7	PAOZZ	80205	MS21075L3E	•••• Nut, Self-Locking, PI	1
8	XDOZZ	02731	7-1 11220120-11	••• Clip	1
9	XDOZZ	02731	7-1 11220146	••• Hook, Door	2
10	PAOZZ	02731	HS5215A025-5900	••• Rubber Strip	1
11	XCOOO	02731	7-31 1113603	•• Closure Instl	1
12	PAOZZ	80205	NAS7703-3	••• Screw, Close Toleran	4
13	PAOZZ	88044	AN960C10L	••• Washer, Flat	4
14	XDOZZ	02731	HS4590-4-7200	••• Fastener Tape, Pile	1
15	PAOOO	02731	7-31 1113603-7	••• Closure Assy, Stowag	1
16	XDOZZ	02731	HS4590-3-7200	••• Fastener Tape, Pi	1
17	XCOFF	02731	7-31 1113450	•• Floor Instl Assy	1
18	PAOZZ	80205	NAS623-3-4	••• Screw, Machine	18
19	PAOZZ	88044	AN960JD10L	••• Washer, Flat	18
20	PAOZZ	80205	MS21075L3E	••• Nut, Self-Locking, PI	20
21	PAOZZ	96906	MS21061-3	••• Nut, Self-Locking, PI	2
22	PAOZZ	02731	7-31 1113508	••• Leaf, Butt Hinge	6
23	XDFZZ	02731	7-31 1113450-33	••• Angle	1
24	XDFZZ	02731	7-31 1113450-34	••• Doubler	1
25	XDFZZ	02731	7-31 1113450-9	••• Angle	1
26	XDFZZ	02731	7-31 1113450-7	••• Stiffener	1
27	XDFZZ	02731	7-31 1113450-8	••• Stiffener	1
28	XDFZZ	02731	7-31 1113450-31	••• Stiffener	1
29	XDFZZ	02731	7-31 1113450-15	••• Doubler LH	1
30	XDFZZ	02731	7-31 1113450-16	••• Doubler RH	1
31	XDFZZ	02731	7-31 1113450-11	••• Angle LH	2
32	XDFZZ	02731	7-31 1113450-12	••• Angle RH	3
33	XDFZZ	02731	7-31 1113450-27	••• Angle	1
34	XDFZZ	02731	7-31 1113450-17	••• Clip	1
35	XDFZZ	02731	7-31 1113450-19	••• Clip	1
36	XDFZZ	02731	7-31 1113450-13	••• Clip	1
37	XDFZZ	02731	7-31 1113450-14	••• Clip	2
38	XDFZZ	02731	7-31 1113450-29	••• Doubler	1
39	XDFZZ	02731	7-31 1113450-3	••• Floor	1
40	XDFZZ	02731	7-31 1113450-4	••• Floor	1
41	XDFZZ	02731	7-31 1113450-5	••• Floor	1
42	XAFZZ	02731	7-31 1113450-25	••• Support	1
43	XAFZZ	02731	7-31 1113450-23	••• Support	1
44	XDFZZ	02731	7-31 1113450-35	••• Cover	1
END OF FIGURE					



M09-1264A

Figure 107. Group 02 Frame Installation Assembly
7-31 1113670
7-31 1113670-603
A/C With MWO 1-1520-238-50-32 Incorporated

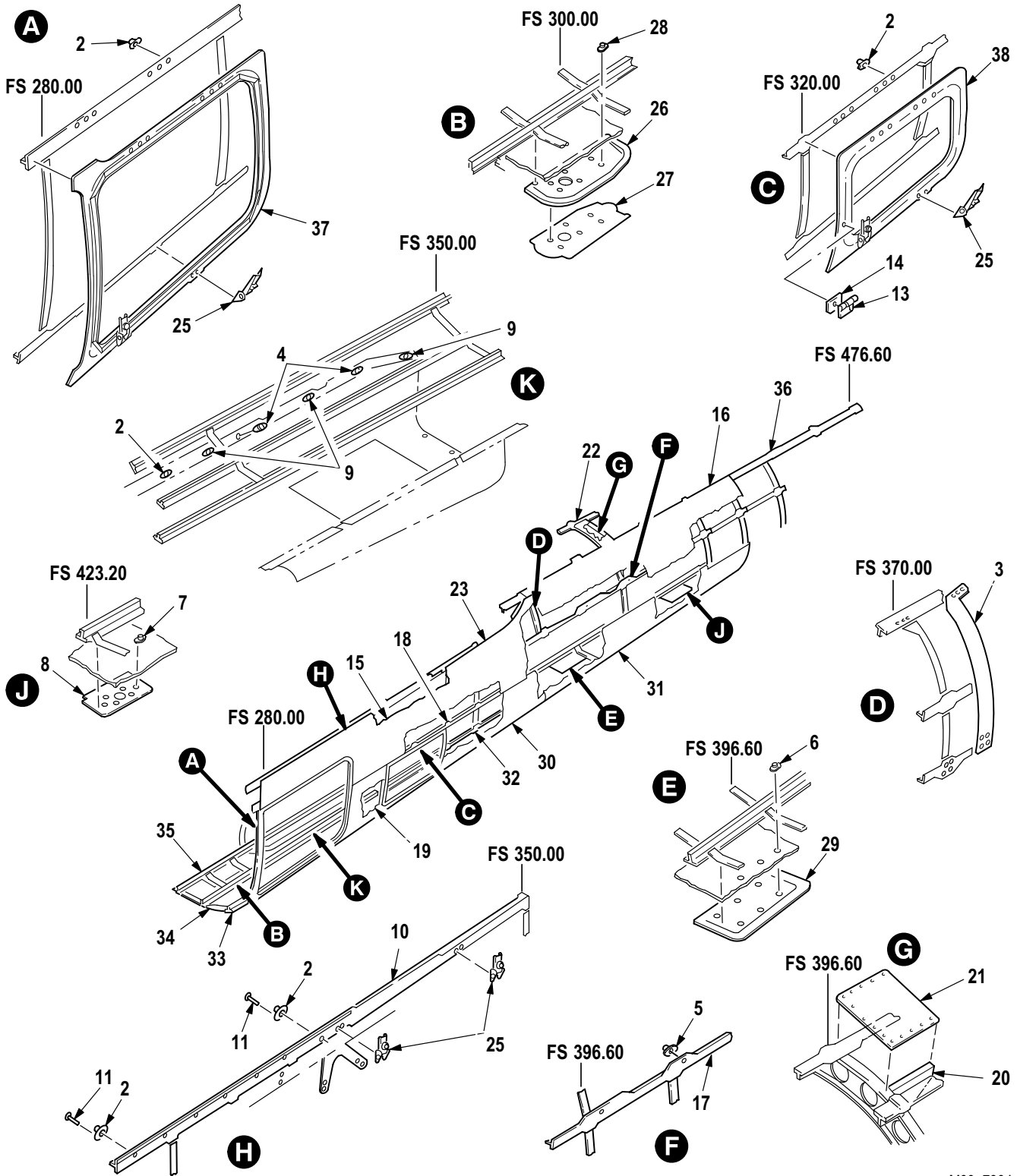
(1) ITEM NO.	(2) SMR CODE	(3) CAGE	(4) PART NUMBER	(5) DESCRIPTION AND USABLE ON CODE (UOC)	(6) QTY
				Group 02 Airframe Fig. 107 Frame Installation Assembly 7-31 1113670 7-31 1113670-603 A/C With MWO 1-1520-238-50-32 Incorporated See Fig. 104 for NHA	
1	PAOZZ	80205	MS21075L3E	• Nut, Self-Locking, Pl	1
2	PAOZZ	02731	HS4592-2D6-16	• Bracket, Angle	4
3	PAOZZ	02731	HS4592-1D6-6	• Bracket, Angle	1
4	PAOZZ	02731	HS5602-5-7	• Pin-Rivet, Threaded A/C With MWO 1-1520-238-50-32 Incorporated	2
5	PAOZZ	02731	HS5602-5-8	• Pin-Rivet, Threaded A/C With MWO 1-1520-238-50-32 Incorporated	1
6	PAOZZ	02731	HS5582-5	• Collar, Pin-Rivet, Th A/C With MWO 1-1520-238-50-32 Incorporated	3
END OF FIGURE					



M09-1265

Figure 108. Group 02 Frame Installation Assembly
7-31 1113680
7-31 1113680-603
(A/C With MWO 1-1520-238-50-32 Incorporated)

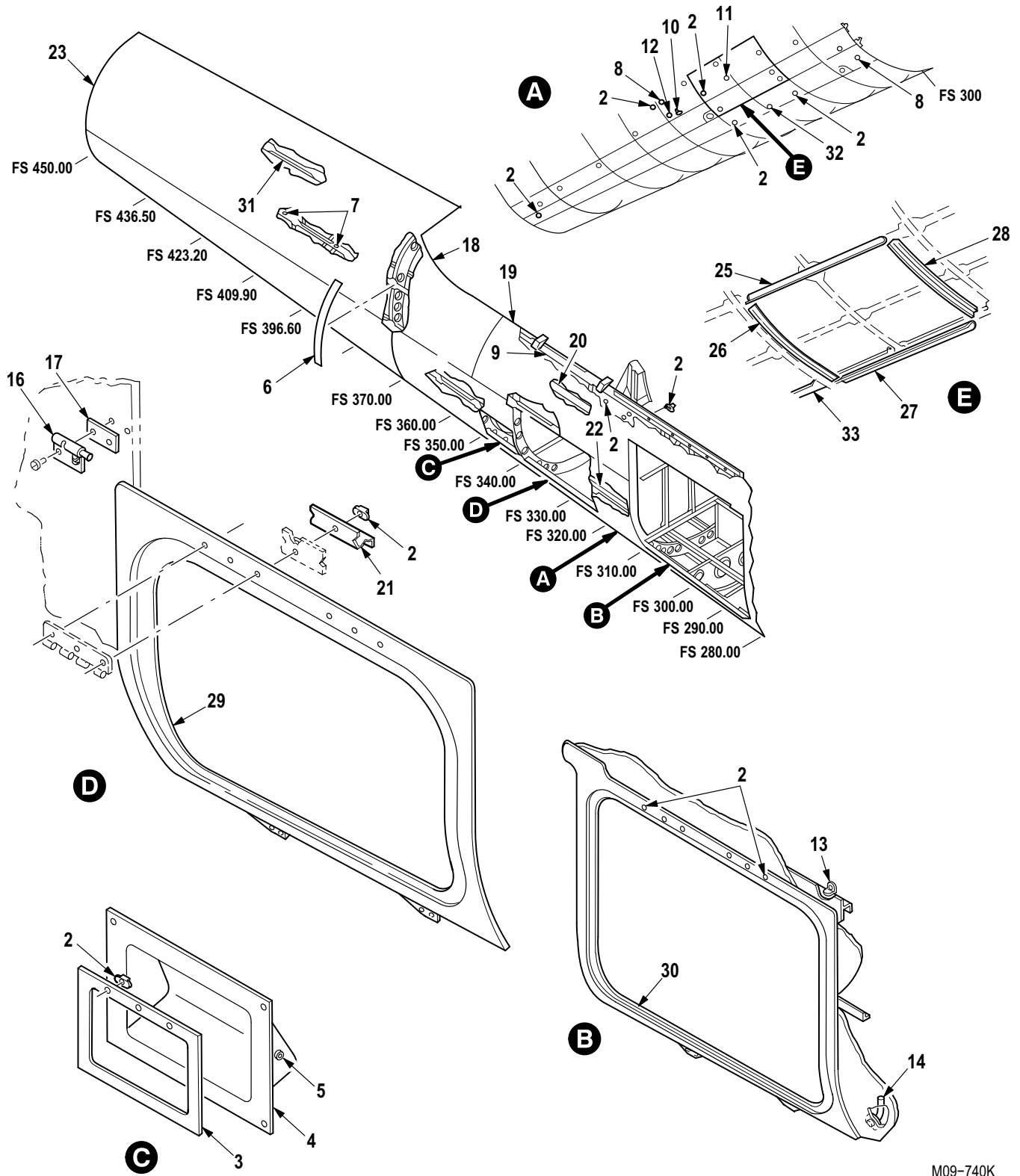
(1) ITEM NO.	(2) SMR CODE	(3) CAGE	(4) PART NUMBER	(5) DESCRIPTION AND USABLE ON CODE (UOC)	(6) QTY
				Group 02 Airframe Fig. 108 Frame Installation Assembly 7-31 1113680 7-31 1113680-603 A/C With MWO 1-1520-238-50-32 Incorporated See Fig. 104 for NHA	
1	PAOZZ	80205	MS21075L3E	• Nut, Self-Locking, Pl	1
2	PAOZZ	02731	HS4592-2D6-16	• Bracket, Angle	3
3	PAOZZ	02731	HS4592-1D6-6	• Bracket, Angle	1
4	PAFZZ	02731	HS5450-05-08	• Rivet, Blind A/C With MWO 1-1520-238-50-32 Incorporated	1
5	PAFZZ	02731	HS5450-05-09	• Rivet, Blind A/C With MWO 1-1520-238-50-32 Incorporated	1
END OF FIGURE					



M09-739J

Figure 109. Group 02 Skin and Stringer Installation Assembly LH
7-31 1113512
7-31 1113512-617 A/C With MWO 1-1520-238-55-11 Incorporated (Part 1)

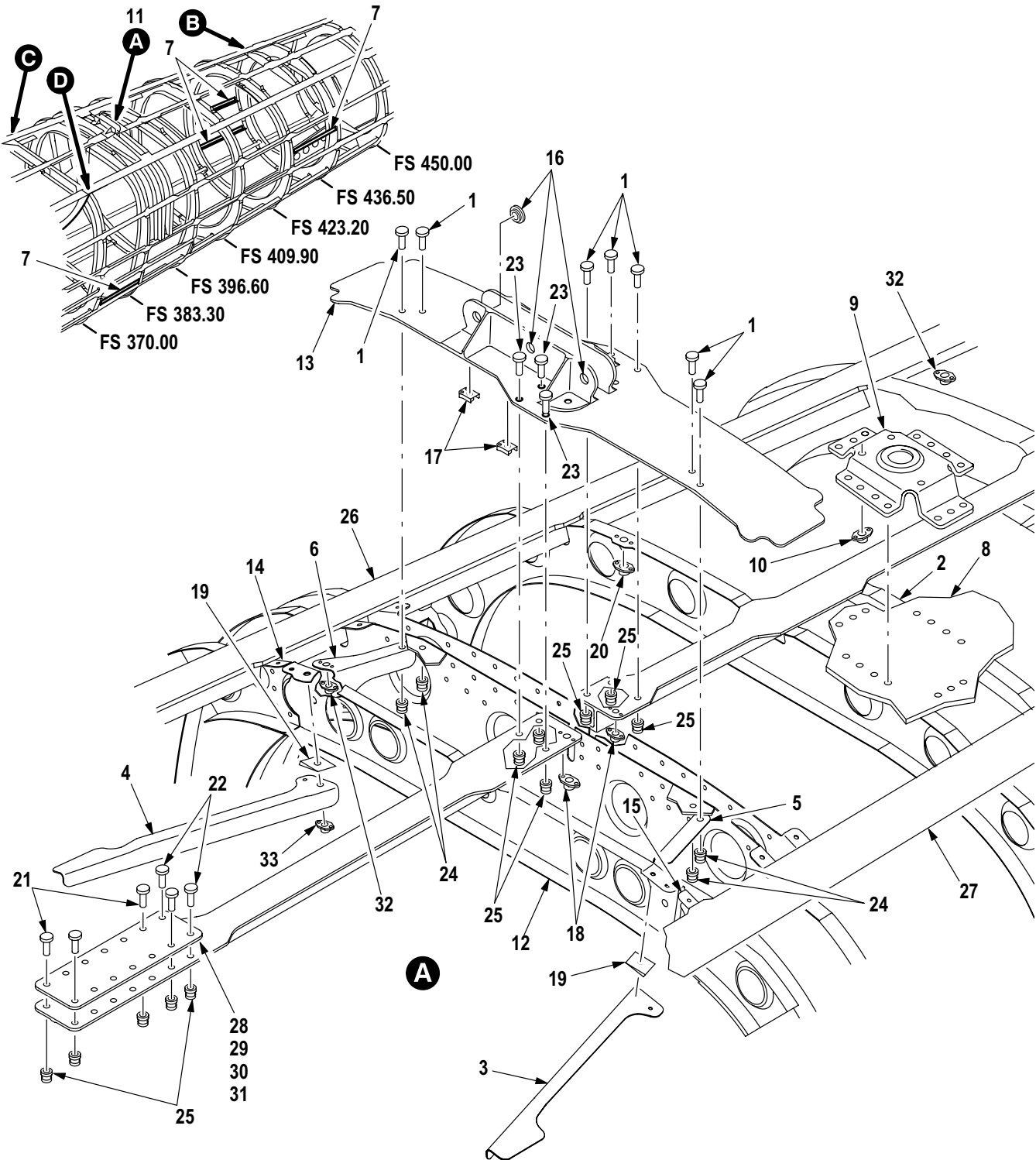
(1) ITEM NO.	(2) SMR CODE	(3) CAGE	(4) PART NUMBER	(5) DESCRIPTION AND USABLE ON CODE (UOC)	(6) QTY
				Group 02 Airframe Fig. 109 Skin and Stringer Installation Assembly LH 7-31 1113512 7-31 1113512-617 A/C With MWO 1-1520-238-55-11 Incorporated (Part 1) See Fig. 104 for NHA	
1	XCOFF	02731	7-31 1113512-601	• Instl, LH Side (Not Illustrated-Installation Drawing)	1
2	PAOZZ	80205	MS21075L3E	•• Nut, Self-Locking, Pl	20
3	XDFZZ	02731	7-31 1113512-55	•• Splice Plate	1
4	PAOZA	96906	MS21060-3	•• Nut, Self-Locking, Pl	2
5	PAOZZ	02731	7-21 1113122	•• Socket, Turnbutton F	2
6	XDOZZ	80205	MS21075L08	•• Nut, Self-Locking, Pl	6
7	PAOZZ	80205	MS21075L06N	•• Nut, Self-Locking, Pl	6
8	XDFZZ	02731	7-31 1113512-93	•• Doubler	1
9	PAOZZ	02731	HS4430-1	•• Receptacle, Turnlock	3
10	XDFZZ	02731	7-21 1113519-7	•• Longeron	1
11	XDOZZ	02731	HS5435-0304	•• Rivet, Blind	24
12	XCOFF	02731	7-31 1113512-89	•• Assembly, LH, Upper (Not Illustrated-Installation Drawing)	1
13	PAOZZ	02731	HS4171-1	••• Bolt, Barrel	1
14	XDFZZ	02731	7-31 1113512-51	••• Spacer	1
15	XDFZZ	02731	7-31 1113512-73	••• Skin	1
16	XDFZZ	02731	7-31 1113512-87	••• Skin	1
17	XDFZZ	02731	7-31 1113512-17	••• Stringer	1
18	XDFZZ	02731	7-31 1113512-21	••• Stringer	1
19	XDFZZ	02731	7-31 1113512-25	••• Stringer	1
20	XDFZZ	02731	7-31 1113512-99	••• Gussett	1
21	XDFZZ	02731	7-31 1113512-103	••• Skin	1
22	XDFZZ	02731	7-31 1113512-85	••• Stringer	1
23	XDFZZ	02731	7-31 1113512-75	••• Skin	1
24	XCOFF	02731	7-31 1113512-3	•• Assembly LH, Lower (Not Illustrated-Installation Drawing)	1
25	PAOZZ	02731	HS4155-1	••• Latch, Thumb	6
26	PAFZZ	02731	7-31 1113512-71	••• Panel, Structural, Ai	1
27	XDFZZ	02731	7-31 1113512-83	••• Doubler	1
28	PAOZZ	96906	MS21059L08	••• Nut, Self-Locking, Pl	6
29	XDFZZ	02731	7-31 1113512-59	••• Pan	1
30	XDFZZ	02731	7-31 1113512-9	••• Skin	1
31	XDFZZ	02731	7-31 1113512-15	••• Skin	1
32	XDFZZ	02731	7-31 1113512-27	••• Stringer	1
33	XDFZZ	02731	7-31 1113512-31	••• Stringer	1
34	XDFZZ	02731	7-31 1113512-35	••• Stringer	1
35	XDFZZ	02731	7-31 1113512-39	••• Stringer	1
36	XDFZZ	02731	7-31 1113803-1	•• Stringer No.2	1
37	XDFFF	02731	7-31 1113691-3	•• Door, Frame	1
37	XDFFF	02731	7-31 1113691-5	•• Door, Frame A/C With MWO 1-1520-238-55-11 Incorporated	1
38	XDFZZ	02731	7-31 1113693-1	•• Door, Frame	1
END OF FIGURE					



M09-740K

Figure 110. Group 02 Skin and Stringer Installation Assembly RH
7-31 1113512
7-31 1113512-617 A/C With MWO 1-1520-238-55-11 Incorporated (Part 2)

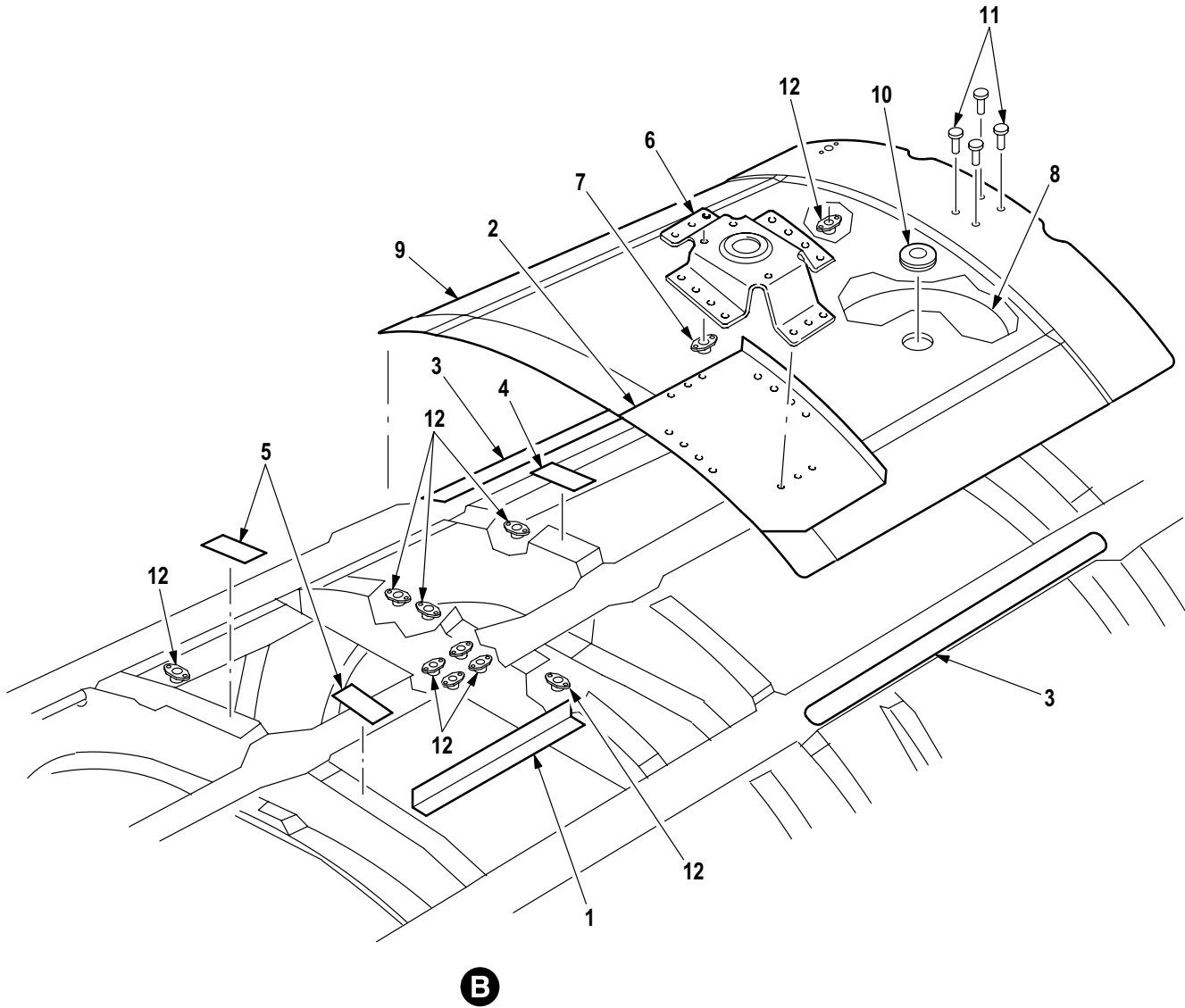
(1) ITEM NO.	(2) SMR CODE	(3) CAGE	(4) PART NUMBER	(5) DESCRIPTION AND USABLE ON CODE (UOC)	(6) QTY
				Group 02 Airframe Fig. 110 Skin and Stringer Installation Assembly RH 7-31 1113512 7-31 1113512-617 A/C With MWO 1-1520-238-55-11 Incorporated (Part 2) See Fig. 104 for NHA	
1	XCOFF	02731	7-31 1113512-604	• Instl, RH Side (Not Illustrated-Installation Drawing)	1
2	PAOZZ	80205	MS21075L3E	•• Nut, Self-Locking, PI	18
3	XDFZZ	02731	7-31 1113512-67	•• Door Frame	1
4	XDFFF	02731	7-31 1113538	•• Pan Assy	1
5	PAOZZ	96906	MS35489-1	••• Grommet, Nonmetallic	1
6	XDFZZ	02731	7-31 1113512-56	•• Splice Plate	1
7	PAOZZ	02731	7-21 1113122	•• Socket, Turnbutton F	2
8	PAOZZ	02731	HS4430-1	•• Receptacle, Turnlock	7
9	XDFZZ	02731	7-21 1113519-9	•• Longeron	1
10	PAOZZ	88044	AN743Z13	•• Bracket, Angle	1
11	PAOZZ	96906	MS21071L3	•• Nut, Self-Locking, PI	1
12	PAOZZ	02731	HS4592-1D6-10	•• Bracket, Angle	1
13	PAOZZ	02731	HS4592-1D6-7	•• Bracket, Angle	1
14	PAOZZ	02731	7-21 1113312-13	•• Vent Assembly, Airfr	1
15	XCOFF	02731	7-31 1113512-90	•• Assembly, RH, Upper (Not Illustrated-Installation Drawing)	1
16	PAOZZ	02731	HS4171-2	••• Bolt, Barrel	1
17	XDFZZ	02731	7-31 1113512-51	••• Spacer	1
18	XDFZZ	02731	7-31 1113512-74	••• Skin	1
19	XDFZZ	02731	7-31 1113512-76	••• Skin	1
20	XDFZZ	02731	7-31 1113512-19	••• Stringer	1
21	XDFZZ	02731	7-31 1113512-23	••• Stringer	1
22	XDFZZ	02731	7-31 1113512-26	••• Stringer	1
23	XDFZZ	02731	7-31 1113512-88	••• Skin	1
24	XCOFF	02731	7-31 1113512-106	•• Assembly RH Lower (Not Illustrated-Illustallation Drawing)	1
25	XDFZZ	02731	7-31 1113512-1 15	••• Angle	1
26	XDFZZ	02731	7-31 1113512-121	••• Angle	1
27	XDFZZ	02731	7-31 1113512-1 17	••• Angle	1
28	XDFZZ	02731	7-31 1113512-1 19	••• Angle	1
29	XDFZZ	02731	7-31 1113693-2	•• Door, Frame	1
30	XDFZZ	02731	7-31 1113691-4	•• Door, Frame	1
30	XDFZZ	02731	7-31 1113691-6	•• Door, Frame A/C With MWO 1-1520-238-55-11 Incorporated	1
31	XDFZZ	02731	7-31 1113803-2	•• Stringer No.2	1
32	PAOZZ	96906	MS21061L3	•• Nut, Self-Locking, PI	1
33	XDFZZ	02731	7-31 1113512-41	• Stringer	1
END OF FIGURE					



M09-1400

Figure 110A. Group 02 Skin and Stringer Installation Assembly LH
 7-31 1113512
 7-31 1113512-617 A/C With MWO-1520-238-55-11 Incorporated (Part 3)

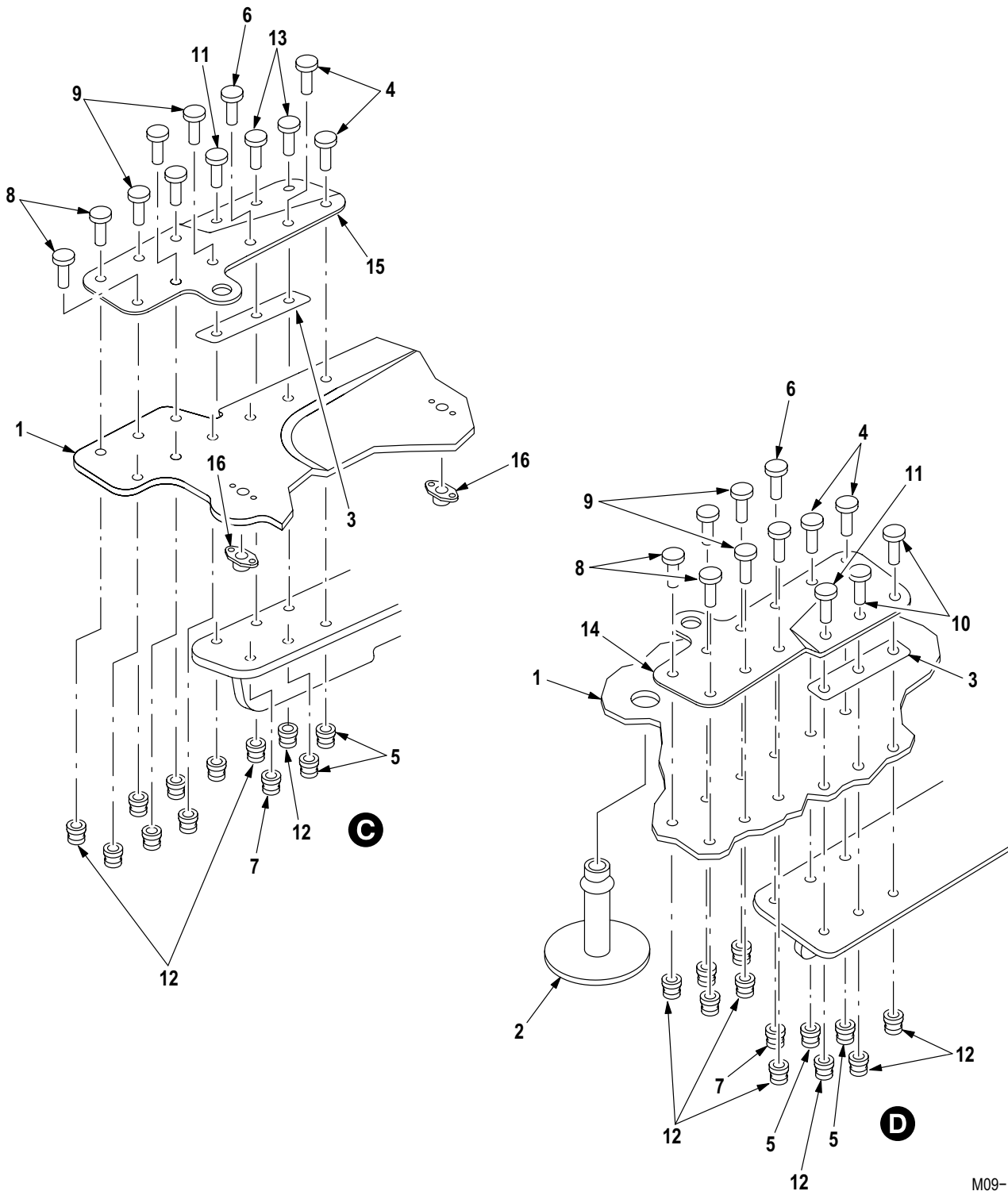
(1) ITEM NO.	(2) SMR CODE	(3) CAGE	(4) PART NUMBER	(5) DESCRIPTION AND USABLE ON CODE (UOC)	(6) QTY
				Group 02 Airframe Fig. 110A Skin and Stringer Installation Assembly LH 7-31 1113512 7-31 1113512-617 A/C With MWO 1-1520-238-55-11 Incorporated (Part 3) See Fig. 104 for NHA	
1	PAFZZ	02731	HS5602-5-5	• Pin Rivet, Threaded	15
2	XDFZZ	02731	7-31 1113512-149	• Angle	1
3	XDFZZ	8V613	7-31 1113103-1	• Stiffener, Tailboom	1
4	XDFZZ	8V613	7-31 1113103-2	• Stiffener, Tailboom	1
5	XDFZZ	8V613	7-31 1113104-1	• Stiffener, Tailboom	1
6	XDFZZ	8V613	7-31 1113104-2	• Stiffener, Tailboom	1
7	XDFZZ	02731	7-31 1113512-169	• Stiffener	4
8	XDFZZ	8V613	7-51 1113712-33	• Skin	1
9	XDDDD	02731	7-21 1113546-7	• Support Assy	1
10	PAOZZ	80205	MS21075L3E	• • Nut, Self-Locking, Pl	3
11	XCFDD	8V613	7-51 1113715-1	• Bracket, Instl T/R	1
12	XDFZZ	8V613	7-51 1113715-3	• • Frame, Splice	1
13	XDFZZ	8V613	7-31 1113718-3	• • Bracket, T/R Drv Shf	1
14	XDFZZ	02731	7-31 1113528-35	• • Angle	1
15	XDFZZ	02731	7-31 1113528-36	• • Angle	1
16	PAFZZ	80205	NAS77-4-010	• • Bushing, Sleeve	3
17	PAFZZ	02731	HS4153-02	• • Nut, Self-Locking, Pl	2
18	PAFZZ	96906	MS21075L3	• • Nut, Self-Locking, Pl	2
19	XDFZZ	02731	HS195-190008	• Shim, Tapered	2
20	PAFZZ	02731	HS4153-02	• Nut, Self-Locking, Pl	2
21	PAFZZ	02731	HS5602-6-2	• Pin-Rivet, Threaded	12
22	PAFZZ	02731	HS5602-6-3	• Pin-Rivet, Threaded	6
23	PAFZZ	02731	HS5602-6-5	• Pin-Rivet, Threaded	6
24	PAFZZ	02731	HS5581-5	• Collar, Pin-Rivet, Th	7
25	PAFZZ	02731	HS5581-6	• Collar, Pin-Rivet, Th	20
26	XDFZZ	02731	7-31 1150130-35	• Angle	1
27	XDFZZ	02731	7-31 1150130-33	• Angle	1
28	XDFZZ	8V613	7-51 1113712-19	• Shim	1
29	XDFZZ	8V613	7-51 1113712-21	• Shim	1
30	XDFZZ	8V613	7-51 1113712-23	• Shim	2
31	XDFZZ	8V613	7-51 1113712-25	• Shim	1
32	PAFZZ	96906	MS21075L3	• Nut, Self-Locking, Pl	16
33	PAFZZ	96906	MS21071L3	• Nut, Self-Locking, Pl	2
END OF FIGURE					



M09-1403

Figure 110B. Group 02 Skin and Stringer Installation Assembly LH
7-31 1113512
7-31 1113512-617 A/C With MWO 1-1520-238-55-11 Incorporated (Part 4)

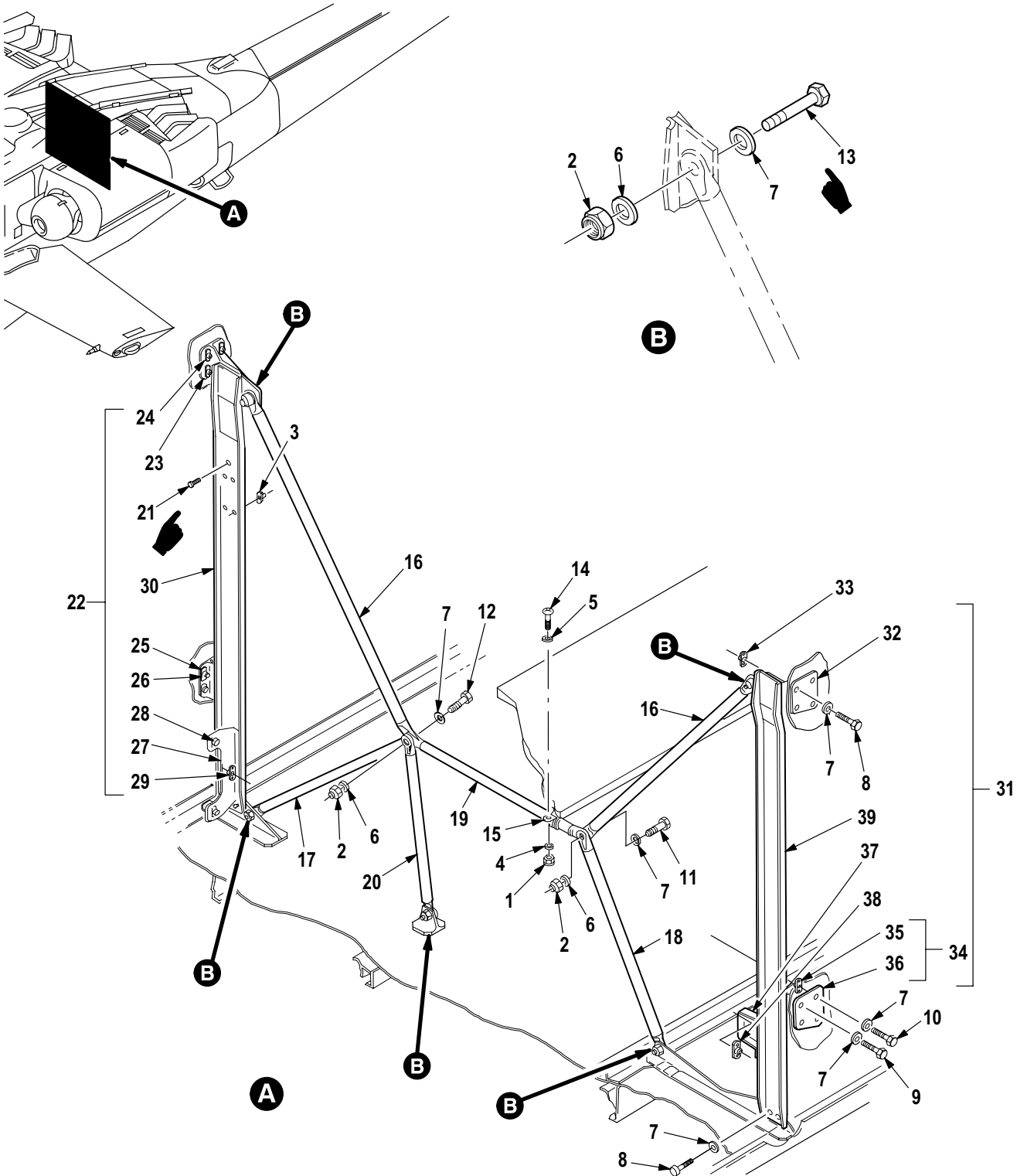
(1) ITEM NO.	(2) SMR CODE	(3) CAGE	(4) PART NUMBER	(5) DESCRIPTION AND USABLE ON CODE (UOC)	(6) QTY
				Group 02 Airframe Fig. 110B Skin and Stringer Installation Assembly LH 7-31 1113512 7-31 1113512-617 A/C With MWO 1-1520-238-55-11 Incorporated (Part 4) See Fig. 104	
1	XDFZZ	02731	7-31 1113512-167	• Stiffener	1
2	XDFZZ	8V613	7-51 1113712-17	• Panel	1
3	XDFZZ	8V613	7-51 1113712-7	• Filler, AFT	2
4	XDFZZ	8V613	7-51 1113712-9	• Shim	1
5	XDFZZ	8V613	7-51 1113712-1 1	• Shim	2
6	XDDDD	02731	7-21 1113546-5	• Support Assy	1
7	PAOZZ	80205	MS21075L3E	• • Nut, Self-locking, PI	3
8	XDFZZ	02731	7-31 1113106-63	• Doubler	3
9	XDFZZ	8V613	7-51 1113016-1	• Skin	1
10	PAFZZ	96906	MS35489-14	• Grommet, Nonmetallic	1
11	PAFZZ	02731	HS5449-06-03	• Fastener, Blind	4
12	PAFZZ	96906	MS21075L3	• Nut, Self-locking, PI	16
END OF FIGURE					



M09-1404

Figure 110C. Group 02 Skin and Stringer Installation Assembly LH
 7-31 1113512
 7-31 1113512-617 A/C With MWO 1-1520-238-55-11 Incorporated (Part 5)

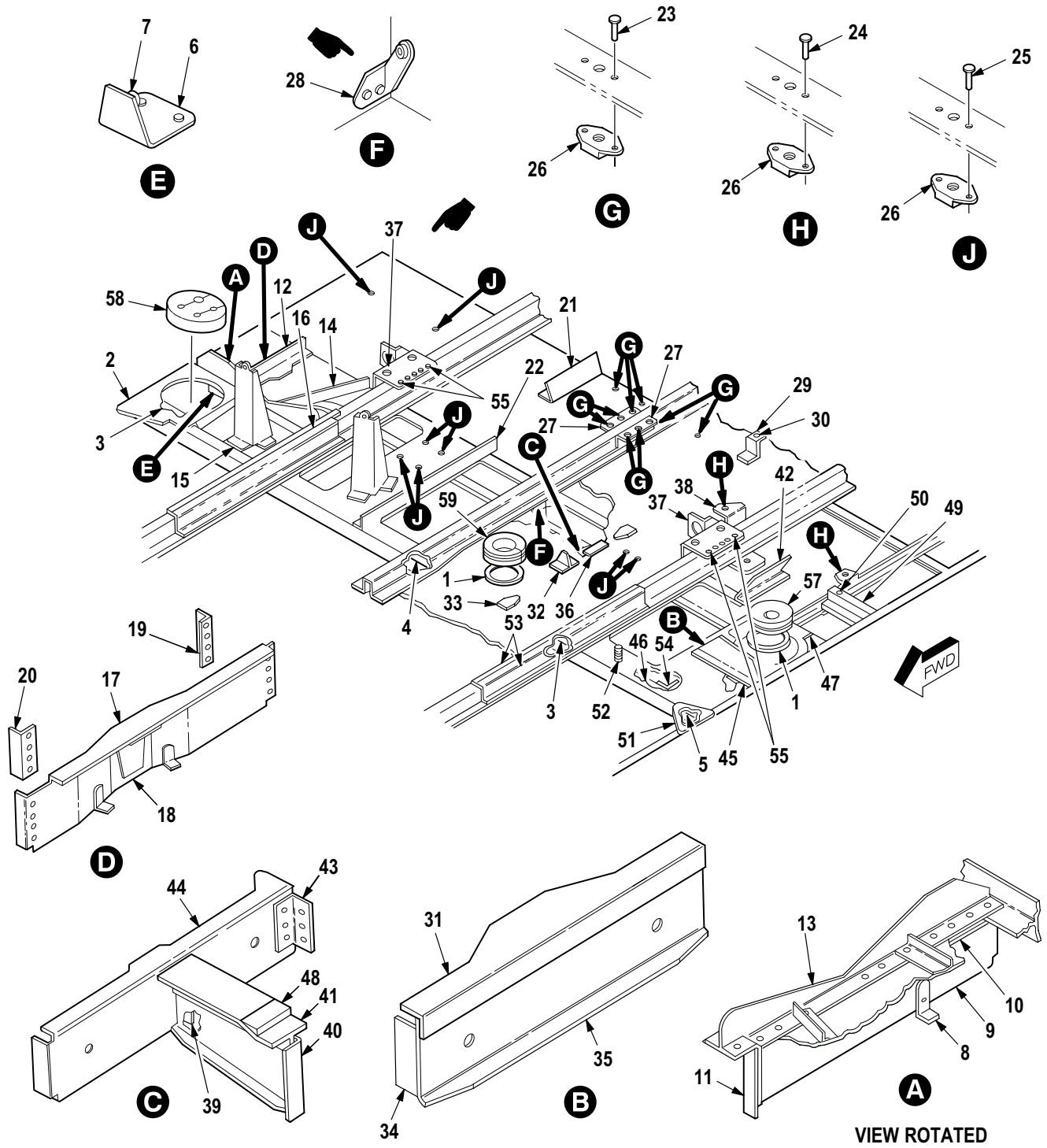
(1) ITEM NO.	(2) SMR CODE	(3) CAGE	(4) PART NUMBER	(5) DESCRIPTION AND USABLE ON CODE (UOC)	(6) QTY
				Group 02 Airframe Fig. 110C Skin and Stringer Installation Assembly LH 7-31 1113512 7-31 1113512-617 A/C With MWO 1-1520-238-55-11 Incorporated (Part 5) See Fig. 104	
1	XDFZZ	8V613	7-31 1113732-1	• Skin, FS 370-387	1
2	XDFZZ	8V613	7-31 1113734-1	• Fitting, Drain, AFT	1
3	XDFZZ	8V613	7-51 1113712-13	• Filler, FWD	2
4	PAFZZ	8V613	HS6066-6-6	• Pin-Rivet	4
5	PAFZZ	02731	HS5583-6	• Collar, Pin-Rivet,T	4
6	PAFZZ	8V613	HS6066-6-7	• Pin-Rivet	2
7	PAFZZ	02731	HS5583-6	• Collar, Pin-Rivet,T	2
8	PAFZZ	02731	HS5602-6-3	• Pin-Rivet, Threaded	6
9	PAFZZ	02731	HS5602-6-4	• Pin-Rivet, Threaded	8
10	PAFZZ	02731	HS5602-6-6	• Pin-Rivet, Threaded	4
11	PAFZZ	02731	HS5602-6-7	• Pin-Rivet, Threaded	2
12	PAFZZ	02731	HS5582-6	• Collar, Pin-Rivet,Th	18
13	PAFZZ	02731	HS5449-06-03	• Fastener, Blind	4
14	XDFZZ	02731	7-31 1113604-1	• Splice	1
15	XDFZZ	02731	7-31 1113604-2	• Splice	1
16	PAFZZ	96906	MS21075L3	• Nut, Self-Locking, Pl	16
END OF FIGURE					



M09-741C

Figure 111. Group 02 Support Installation Assembly, Nacelle Carry-Thru (FS 284)
7-311113504

(1) ITEM NO.	(2) SMR CODE	(3) CAGE	(4) PART NUMBER	(5) DESCRIPTION AND USABLE ON CODE (UOC)	(6) QTY
				Group 02 Airframe Fig. 111 Support Installation Assembly, Nacelle Carry-Thru (FS 284) 7-31 1113504 See Fig. 104 for NHA	
1	PAOZZ	80205	MS21042L3	• Nut, Self-Locking, Ex	2
2	PAOZZ	80205	MS21042L4	• Nut, Self-Locking, Ex	7
3	PAOZZ	80205	MS21075L3E	• Nut, Self-Locking, Pl	4
4	PAOZZ	88044	AN960JD10L	• Washer, Flat	V
5	PAOZZ	80205	NAS620-10L	• Washer, Flat	2
6	PAOZZ	80205	NAS620-416	• Washer, Flat	7
7	PAOZZ	96906	MS21206-C4	• Washer, Recessed	27
8	PAOZZ	80205	NAS6604H3	• Bolt, Shear	4
9	PAOZZ	80205	NAS1304-5	• Bolt, Machine	17
10	PAOZZ	80205	NAS6604-6	• Bolt, Shear	4
11	PAOZZ	80205	NAS6604-7	• Bolt, Shear	1
12	PAOZZ	80205	NAS6604H10	• Bolt, Shear	1
13	PAOZZ	80205	NAS1304-4	• Bolt, Shear	2
14	PAOZZ	80205	NAS1403-9	• Screw, Machine	2
15	PAOZZ	02731	HS4787-1 1	• Strap, Retaining	1
16	PAOZZ	02731	7-21 1113334-3	• Strut, Nacelle	2
17	PAOZZ	02731	7-21 1113334-5	• Strut, Nacelle	1
18	PAOZZ	02731	7-21 1113334-7	• Strut, Nacelle	1
19	PAOZZ	02731	7-21 1113334-9	• Strut, Nacelle	1
20	PAOZZ	02731	7-21 1113334-1 1	• Strut, Nacelle	1
21	PAFZZ	81349	M83454/04-AA108	• Terminal, Stud	1
22	PAOOO	02731	7-31 1113504-3	• Post Assy, Nacelle	1
23	XDOOO	02731	7-21 1113305	•• Fitting Assy	1
24	PAOZZ	96906	MS21075L4E	••• Nut, Self-Locking, Pl	4
25	PAOOO	02731	7-31 1113504-7	•• Support, Nacelle	1
26	PAOZZ	96906	MS21075L4E	••• Nut, Self-Locking, Pl	4
27	XDOOO	02731	7-31 1113504-23	•• Bracket Assy	1
28	PAOZZ	80205	MS21075L3E	••• Nut, Self-Locking, Pl	2
29	PAOZZ	80205	MS21075L3E	•• Nut, Self-Locking, Pl	2
30	XDOZZ	02731	7-31 1113504-1 1	•• Post	1
31	PAOOO	02731	7-31 1113504-5	• Post Assy, Nacelle	1
32	XDOOO	02731	7-21 1113306	•• Fitting Assy	1
33	PAOZZ	96906	MS21075L4E	••• Nut, Self-Locking, Pl	4
34	PAOOO	02731	7-31 1113504-9	•• Support Assy, Nacell	1
35	PAOZZ	96906	MS21075L4E	••• Nut, Self-Locking, Pl	4
36	XDOZZ	02731	7-31 1113504-17	••• Support	1
37	XDOOO	02731	7-31 1113504-27	•• Bracket Assy	1
38	PAOZZ	80205	MS21075L3E	••• Nut, Self-Locking, Pl	1
39	XDOZZ	02731	7-31 1113504-13	•• Post	1
END OF FIGURE					

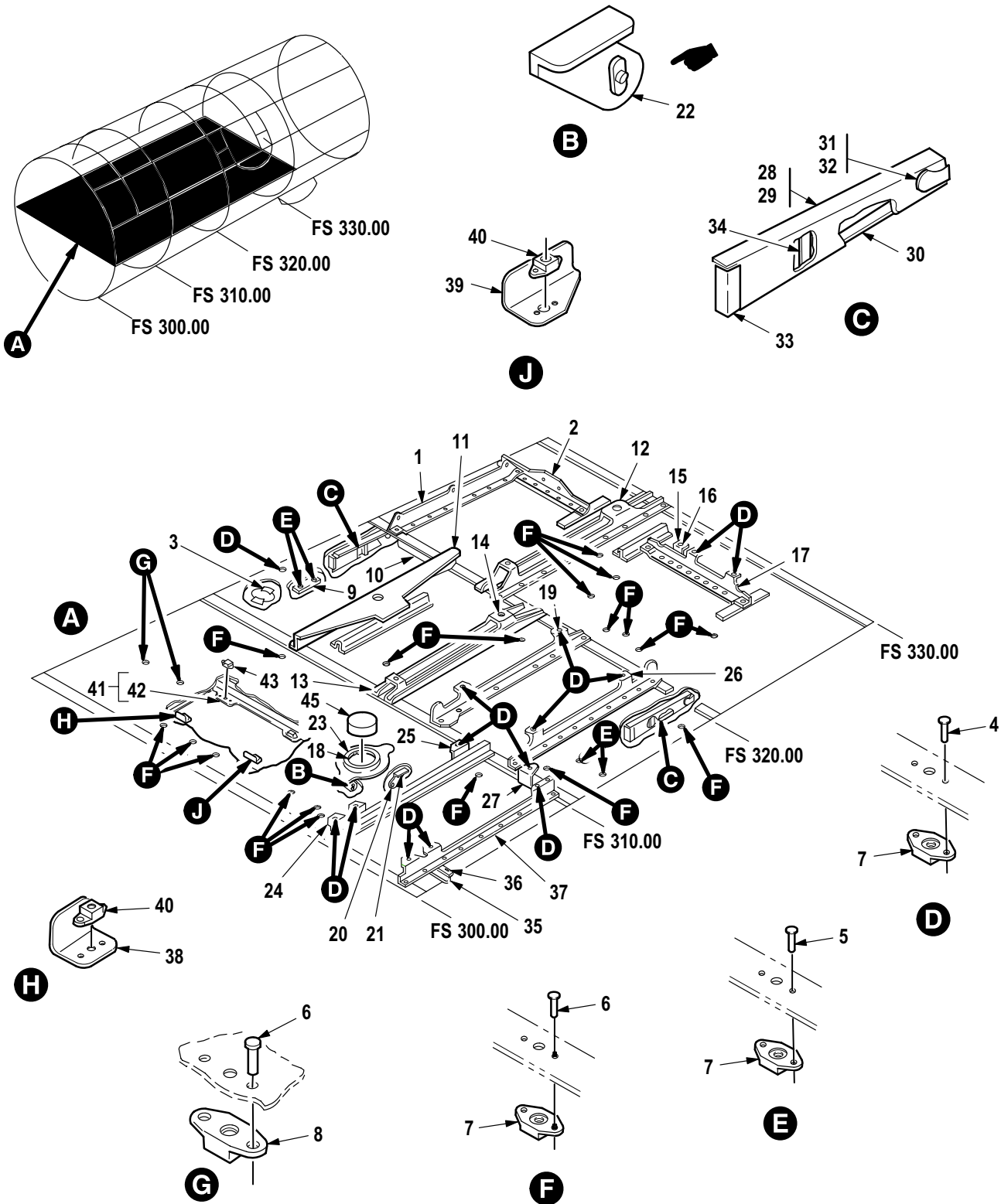


M09-742H

Figure 112. Group 02 Deck Installation Assembly (Brackets) (FS 280 to FS 300)
7-31 1113513-601
7-31 1113513-603 A/C With MWO 1-1520-238-50-49 Incorporated

(1) ITEM NO.	(2) SMR CODE	(3) CAGE	(4) PART NUMBER	(5) DESCRIPTION AND USABLE ON CODE (UOC)	(6) QTY
				Group 02 Airframe Fig. 112 Deck Installation Assembly (Brackets) (FS 280 to FS 300) 7-31 1113513-601 7-31 1113513-603 A/C With MWO 1-1520-238-50-49 Incorporated See Fig. 104 for NHA	
1	PAOZZ	96906	MS21266-1N	• Grommet, Nonmetallic	1
2	XDFZZ	02731	7-31 1113513-107	• Splice	1
3	XDOZZ	02731	HS195-025003	• Shim, Tapered	3
4	XDOZZ	02731	HS195-025002	• Shim, Tapered	1
5	XDOZZ	02731	HS195-025001	• Shim, Tapered	1
6	XDOOO	02731	7-31 1113240-7	• Bracket Assy	1
7	PAOZZ	96906	MS21069L3	• Nut, Self-Locking, Pl	1
8	PAOZZ	88044	AN743Z13	• Bracket, Angle	2
9	XDFZZ	02731	7-31 1113513-1 19	• Intercostal	1
10	XDFZZ	02731	7-31 1113513-121	• Stiffener	1
11	XDOZZ	02731	7-31 1113513-123	• Clip	1
12	XDFZZ	02731	7-31 1113513-91	• Stiffener	1
13	XDFZZ	02731	7-31 1113514	• Fitting, Support	1
14	XDFZZ	02731	7-31 1113513-87	• Stiffener	1
15	XDOZZ	02731	7-31 1113513-229	• Bracket	2
16	XDFZZ	02731	7-31 1113513-63	• Splice	1
17	XDFZZ	02731	7-31 1113513-257	• Intercostal	1
18	XDFZZ	02731	7-31 1113513-125	• Fitting	1
19	XDOZZ	02731	7-31 1113513-129	• Clip	1
20	XDFZZ	02731	7-31 1113513-260	• Clip	1
21	XDOZZ	02731	7-31 1113513-195	• Bracket	1
22	XDFZZ	02731	7-31 1113513-85	• Support	1
23	XDFZZ	02731	HS5435-0305	• Rivet, Blind	16
24	XDFZZ	99551	2881003-4	• Rivet, Solid	12
25	PAFZZ	02731	HS5435-0303	• Rivet, Blind	22
26	PAOZZ	80205	MS21075L3E	• Nut, Self-Locking, Pl	23
27	XDFZZ	02731	7-31 1113513-49	• Support	2
28	XDOZZ	02731	7-31 1113513-245	• Bracket Assy, Deck	1
29	PAOOO	02731	7-31 1113513-221	• Bracket Assy, Deck	1
30	PAOZZ	96906	MS21069L3	• Nut, Self-Locking, Pl	1
31	XDFZZ	02731	7-31 1113551	• Cap, Intercostal	1
32	XDFZZ	02731	7-31 1113513-59	• Support	1
33	XDFZZ	02731	7-31 1113513-103	• Doubler	2
34	XDOZZ	02731	7-31 1113513-133	• Clip	1
35	XDFZZ	02731	7-31 1113513-131	• Intercostal	1
36	XDOZZ	02731	7-31 1113513-109	• Clip	1
37	XDOZZ	02731	7-31 1113513-173	• Bracket Assy, Deck	2
38	XDFZZ	02731	7-31 1113513-47	• Support	1
39	XDOZZ	02731	7-31 1113513-139	• Clip	1
40	XDFZZ	02731	7-31 1113513-135	• Intercostal	1
41	XDFZZ	02731	7-31 1113513-137	• Stiffener	1
42	PAOZZ	02731	7-31 1113513-225	• Bracket Assy, Deck	1
43	XDOZZ	02731	7-31 1113513-141	• Clip	1
44	XDFZZ	02731	7-31 1113513-255	• Intercostal	1
45	XDFZZ	02731	7-31 1113513-53	• Support	1

(1) ITEM NO.	(2) SMR CODE	(3) CAGE	(4) PART NUMBER	(5) DESCRIPTION AND USABLE ON CODE (UOC)	(6) QTY
46	XDFZZ	02731	7-31 1113513-151	• Shim	2
47	XDFZZ	02731	7-31 1113513-293	• Doubler	1
48	XDFZZ	02731	HS195-125003	• Shim, Tapered	1
49	PAOOO	02731	7-31 1113513-213	• Bracket Assy, Deck	1
50	PAOZZ	96906	MS21069L3	• Nut, Self-Locking, Pl	1
51	XDFZZ	02731	7-31 1113513-105	• Splice	1
52	PAOZZ	81349	M83454/04-AA108	• Terminal, Stud	1
53	XDFZZ	02731	7-31 1113513-271	• Splice	1
54	XDFZZ	02731	7-31 1113513-259	• Clip	1
55	PAFZZ	02731	HS4464-4-2	• Rivet, Blind	10
56	XCFFF	02731	7-31 1113341	Sealing Instl, Deck (Not Illustrated-Installation Drawing) ...	1
57	MFFZZ	02731	7-31 1113341-15	• Seal	1
58	MFFZZ	02731	7-31 1113341-11	• Seal	1
59	MFFZZ	02731	7-31 1113341-13	• Seal	1
END OF FIGURE					

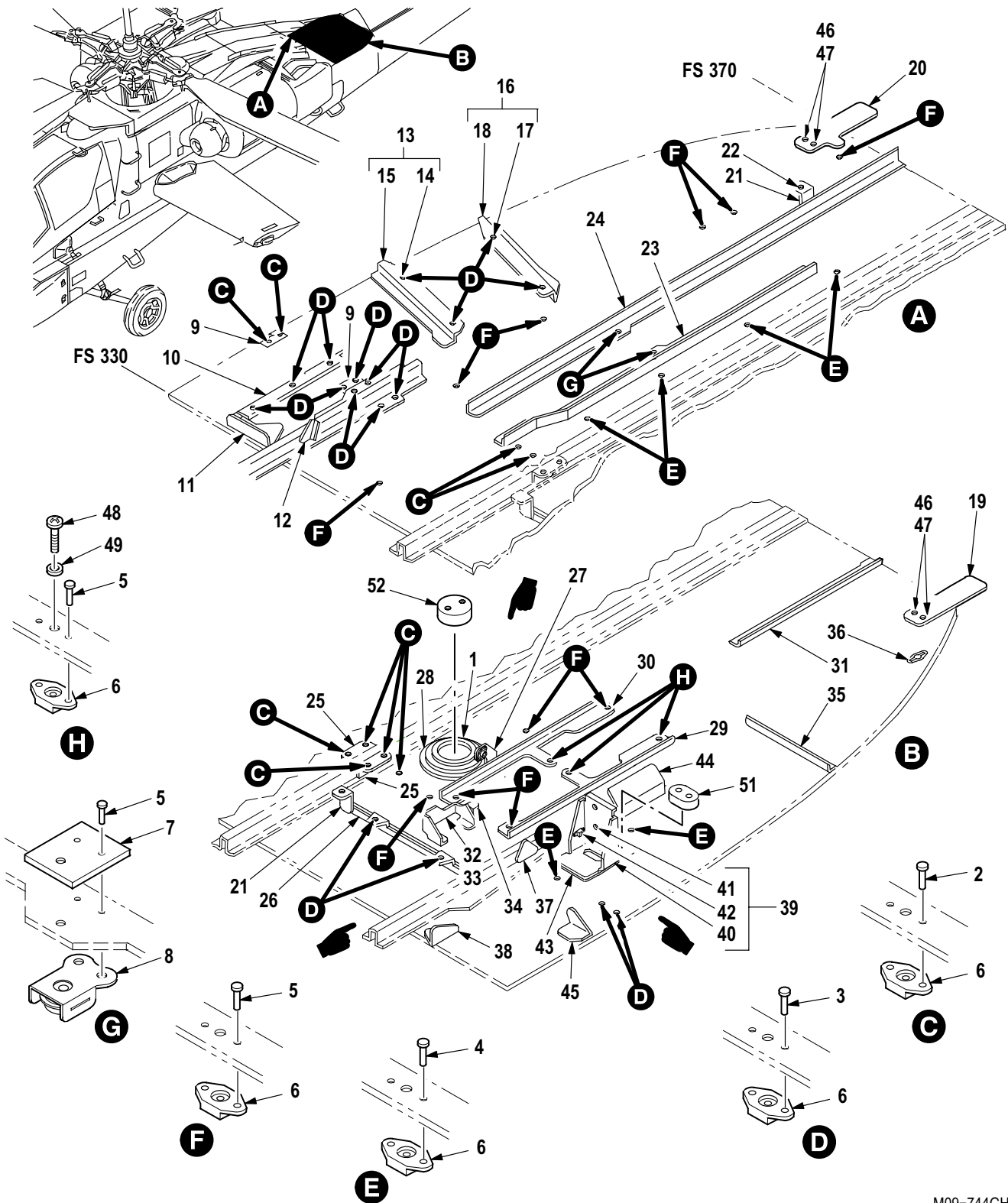


M09-743F

Figure 113. Group 02 Deck Installation Assembly (Brackets) (FS 300 to FS 330)
7-31 1113513-601
7-31 1113513-603 A/C With MWO 1-1520-238-50-49 Incorporated

(1) ITEM NO.	(2) SMR CODE	(3) CAGE	(4) PART NUMBER	(5) DESCRIPTION AND USABLE ON CODE (UOC)	(6) QTY
				Group 02 Airframe Fig. 113 Deck Installation Assembly (Brackets) (FS 300 to FS 330) 7-31 1113513-601 7-31 1113513-603 A/C With MWO 1-1520-238-50-49 Incorporated See Fig. 104 for NHA	
1	XDFZZ	02731	7-31 1113513-73	• Support	1
2	XDFZZ	02731	7-31 1113513-75	• Support	1
3	PAOZZ	96906	MS35489-14	• Grommet, Nonmetallic	1
4	XDFZZ	02731	HS5435-0305	• Rivet, Blind	14
5	XDFZZ	99551	2881003-4	• Rivet, Solid	4
6	PAFZZ	02731	HS5435-0303	• Rivet, Blind	19
7	PAOZZ	80205	MS21075L3E	• Nut, Self-Locking, Pl	37
8	PAOZZ	96906	MS21075L4E	• Nut, Self-Locking, Pl	2
9	XDFZZ	02731	7-31 1113513-165	• Radius Block	1
10	XDFZZ	02731	7-31 1113513-1 15	• Support	1
11	XDFZZ	02731	7-31 1113513-79	• Support	1
12	XDFZZ	02731	7-31 1113513-71	• Support	1
13	XDOOO	02731	7-31 1113513-263	• Support Assy	1
14	PAOZZ	80205	MS21075L3E	• • Nut, Self-Locking, Pl	1
15	PAOOO	02731	7-31 1113513-191	• Bracket Assy, Deck	1
16	PAOZZ	96906	MS21069L3	• • Nut, Self-Locking, Pl	1
17	XDFZZ	02731	7-31 1113513-239	• Support	1
18	PAOZZ	96906	MS21266-1N	• Grommet, Nonmetallic	1
19	XDFZZ	02731	7-31 1113513-37	• Support	1
20	PAOOO	02731	7-31 1113513-205	• Bracket Assy, Deck	1
21	PAOZZ	96906	MS21069L3	• • Nut, Self-Locking, Pl	1
22	XDOZZ	02731	7-31 1113513-206	• Bracket Assy, Deck	1
23	XDOZZ	02731	7-31 1113513-199	• Doubler	1
24	XDFZZ	02731	7-31 1113513-45	• Support	1
25	XDFZZ	02731	7-31 1113513-51	• Support	1
26	XDFZZ	02731	7-31 1113513-31	• Support	1
27	XDFZZ	02731	7-31 1113513-261	• Support	1
28	XDFZZ	02731	7-31 1113513-41	• Intercostal	1
29	XDFZZ	02731	7-31 1113513-42	• Intercostal	1
30	XDFZZ	02731	7-31 1113513-161	• Radius Block	1
31	XDOZZ	02731	7-31 1113513-163	• Clip	1
32	XDOZZ	02731	7-31 1113513-164	• Clip	1
33	XDOZZ	02731	7-31 1113513-157	• Clip	2
34	XDFZZ	02731	7-31 1113513-159	• Stiffener	2
35	XDOOO	02731	7-31 1113513-209	• Bracket Assy, Deck	1
36	PAOZZ	96906	MS21069L3	• • Nut, Self-Locking, Pl	1
37	XDFZZ	02731	7-31 1113513-231	• Support	1
38	XDOOO	02731	7-31 1113513-277	• Bracket Assy, Deck	1
39	XDOOO	02731	7-31 1113513-279	• Bracket Assy, Deck	1
40	PAOZZ	80205	MS21075L3E	• • Nut, Self-Locking, Pl	1
41	XDOOO	02731	7-31 1113513-299	• Support Assy	1
42	XDOZZ	02731	7-31 1113513-297	• • Zee (U/O P/N 7-311113513-299)	1
43	PAOZZ	80205	MS21075L3E	• • Nut, Self-Locking, Pl	2

(1) ITEM NO.	(2) SMR CODE	(3) CAGE	(4) PART NUMBER	(5) DESCRIPTION AND USABLE ON CODE (UOC)	(6) QTY
44	XCFFF	02731	7-31 1113341	Sealing Instl, Deck (Not Illustrated-Installation Drawing)	1
45	MFFZZ	02731	7-31 1113341-7	Seal	1
END OF FIGURE					

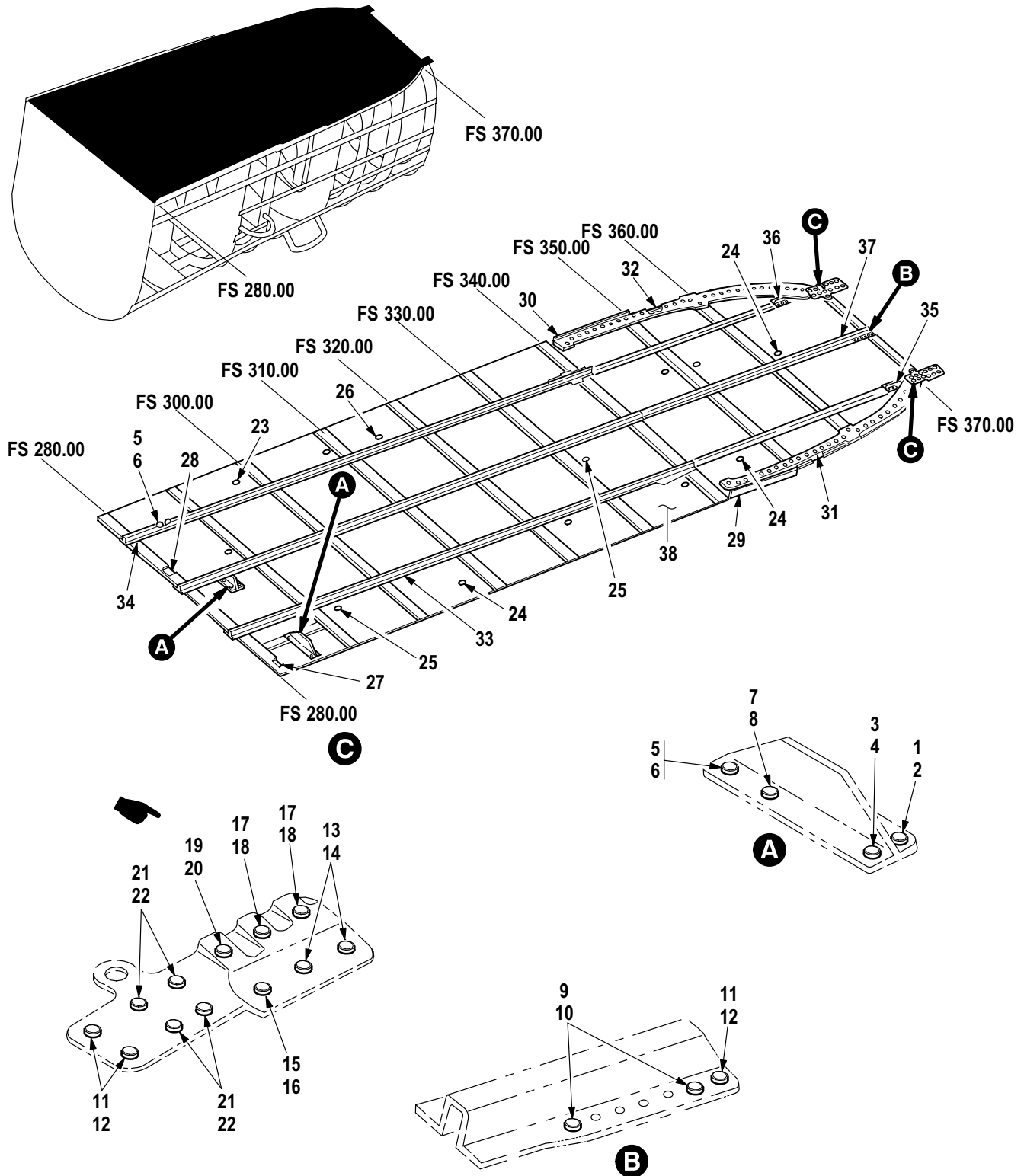


M09-744GH

Figure 114. Group 02 Deck Installation Assembly (Brackets) (FS 330 to FS 370)
7-31 1113513-601
7-31 1113513-603 A/C With MWO 1-1520-238-50-49 Incorporated

(1) ITEM NO.	(2) SMR CODE	(3) CAGE	(4) PART NUMBER	(5) DESCRIPTION AND USABLE ON CODE (UOC)	(6) QTY
				Group 02 Airframe Fig. 114 Deck Installation Assembly (Brackets) (FS 330 to FS 370) 7-31 1113513-601 7-31 1113513-603 A/C With MWO 1-1520-238-50-49 Incorporated See Fig. 104 for NHA	
1	PAOZZ	96906	MS21266-1N	• Grommet, Nonmetallic	1
2	XDFZZ	02731	HS5435-0305	• Rivet, Blind	12
3	XDFZZ	99551	2881003-4	• Rivet, Solid	48
4	PAFZZ	02731	HS5435-0302	• Rivet, Blind	10
5	PAFZZ	02731	HS5435-0303	• Rivet, Blind	40
6	PAOZZ	80205	MS21075L3E	• Nut, Self-Locking, PI	37
7	XDFZZ	02731	7-31 1113513-249	• Shim	2
8	PAOZZ	02731	HS4153-048	• Nut, Self-Locking, PI	2
9	MFFZZ	02731	7-31 1113513-69	• Spacer	2
10	MFFZZ	02731	7-31 1113513-167	• Shim	1
11	XDFZZ	02731	7-31 1113513-171	• Support	1
12	XDFZZ	02731	7-31 1113513-169	• Support	1
13	AOOOO	02731	7-31 1113513-185	• Bracket Assy, Deck	1
14	PAOZZ	96906	MS21075L4E	• Nut, Self-Locking, PI	1
15	MOOZZ	02731	7-31 1113513-189	• Bracket	1
16	AOOOO	02731	7-31 1113513-183	• Bracket Assy, Deck	1
17	PAOZZ	96906	MS21075L4E	• Nut, Self-Locking, PI	1
18	MOOZZ	02731	7-31 1113513-187	• Bracket	1
19	XDFZZ	02731	7-31 1113604-1	• Splice LH	1
20	XDFZZ	02731	7-31 1113604-2	• Splice Assy RH	1
21	PAOOO	02731	7-31 1113513-191	• Bracket Assy, Deck	3
22	PAOZZ	96906	MS21069L3	• Nut, Self-Locking, PI	1
23	XDFZZ	02731	7-31 1113513-65	• Support	1
24	XDFZZ	02731	7-31 1113513-235	• Support	1
25	XDFZZ	02731	7-31 1113513-27	• Support	2
26	XDFZZ	02731	7-31 1113513-241	• Support	1
27	XDOZZ	02731	7-31 1113513-201	• Bracket Assy, Deck	1
28	XDOZZ	02731	7-31 1113513-197	• Doubler	1
29	XDFZZ	02731	7-31 1113513-23	• Support	1
30	XDFZZ	02731	7-31 1113513-24	• Support	1
31	XDFZZ	02731	7-31 1113513-19	• Stiffener	1
32	XDOZZ	02731	7-31 1113513-217	• Bracket	1
32	XDOOO	02731	7-31 1113513-309	• Bracket A/C With MWO 1-1520-238-50-49 Incorporated	1
33	PAOZZ	02731	HS4592-2D6-10	• Bracket, Angle A/C With MWO 1-1520-238-50-49 Incorporated	1
34	PAOZZ	02731	HS4592-2D6-12	• Bracket, Angle	1
35	XDFZZ	02731	7-31 1113513-21	• Stiffener	2
36	PAOZZ	02731	HS4430-1	• Receptacle, Turnlock	8
37	XDFZZ	02731	7-31 1113513-1 17	• Gusset	1
38	XDFZZ	02731	7-31 1113513-149	• Support	1
39	AFFFF	02731	7-31 1113513-273	• Bracket Assy, Deck	1
39	AFFFF	02731	7-31 1113513-301	• Bracket Assy, Deck A/C With MWO 1-1520-238-50-49 Incorporated	1
40	XDOZZ	02731	7-31 1113513-275	• Bracket	1

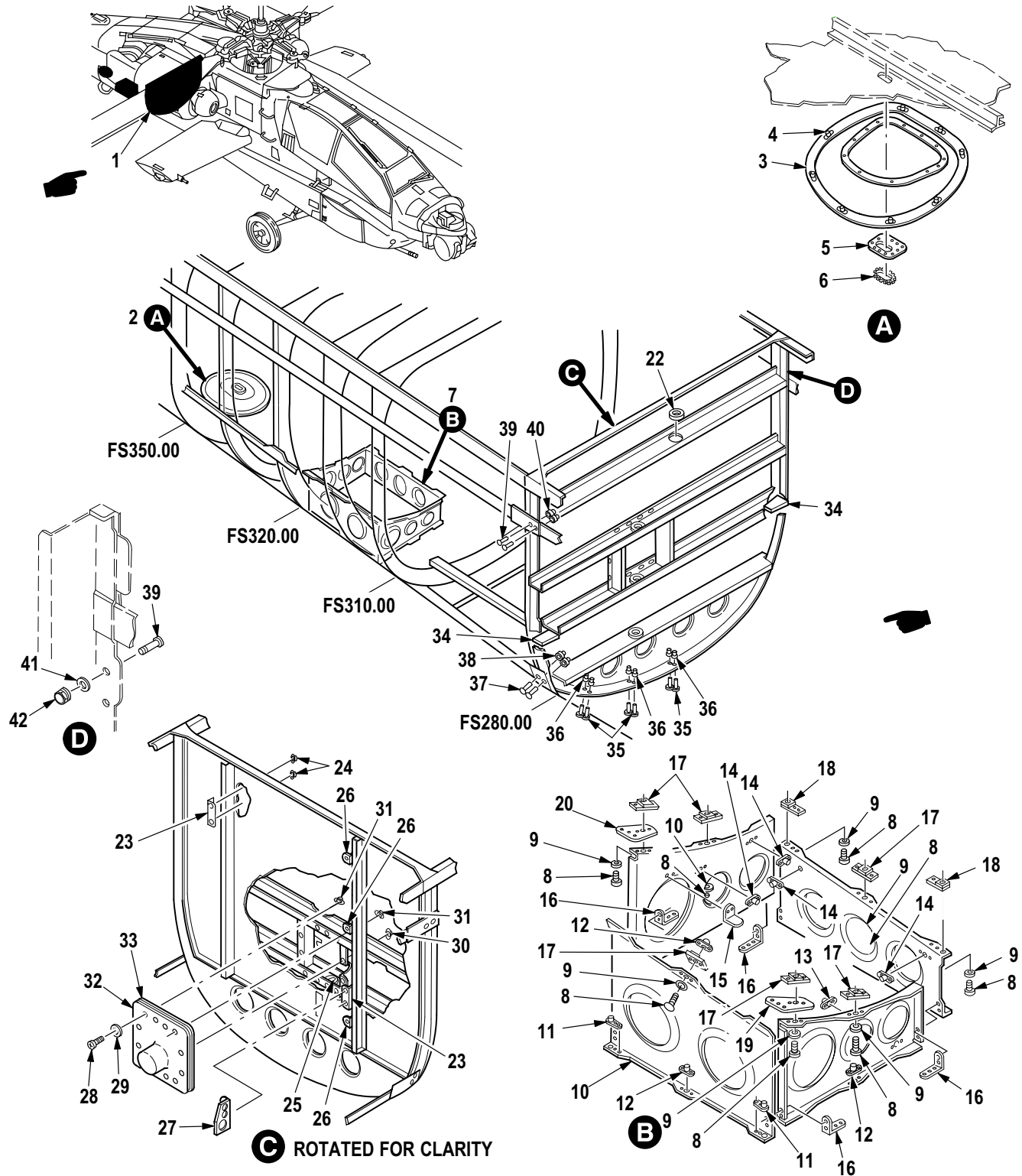
(1) ITEM NO.	(2) SMR CODE	(3) CAGE	(4) PART NUMBER	(5) DESCRIPTION AND USABLE ON CODE (UOC)	(6) QTY
40	XDOZZ	02731	7-31 1113513-305	•• Bracket Assy A/C With MWO 1-1520-238-50-49 Incorporated ...	1
41	PAOZZ	96906	MS21075L04E	•• Nut, Self-Locking, Pl	4
42	PAFZZ	80205	MS21075L3E	•• Nut, Self-Locking, Pl	1
43	XDOZZ	02731	7-31 1113513-307	• Doubler A/C With MWO 1-1520-238-50-49 Incorporated	1
44	PAOZZ	02731	7-31 1113513-227	• Bracket Assy, Deck	1
45	XDFZZ	02731	7-31 1113513-29	• Support	1
46	PAFZZ	02731	HS5602-6-3	• Pin-Rivet, Threaded	4
47	PAFZZ	02731	HS5582-6	• Collar, Pin-Rivet, Th	4
48	PAOZZ	80205	NAS623-3-2	•• Screw, Machine	5
49	PAOZZ	59875	TX90790-34	•• Washer, Flat	5
50	XCFFF	02731	7-31 1113341	Sealing Instl, Deck (Not Illustrated-Installation Drawing)	1
51	MFFZZ	02731	7-31 1113341-3	• Seal	1
52	MFFZZ	02731	7-31 1113341-5	• Seal	1
END OF FIGURE					



M09-745G

Figure 115. Group 02 Deck Installation Assembly (Stringers)
 7-31 1113513-601
 7-31 1113513-603 A/C With MWO 1-1520-238-50-49 Incorporated

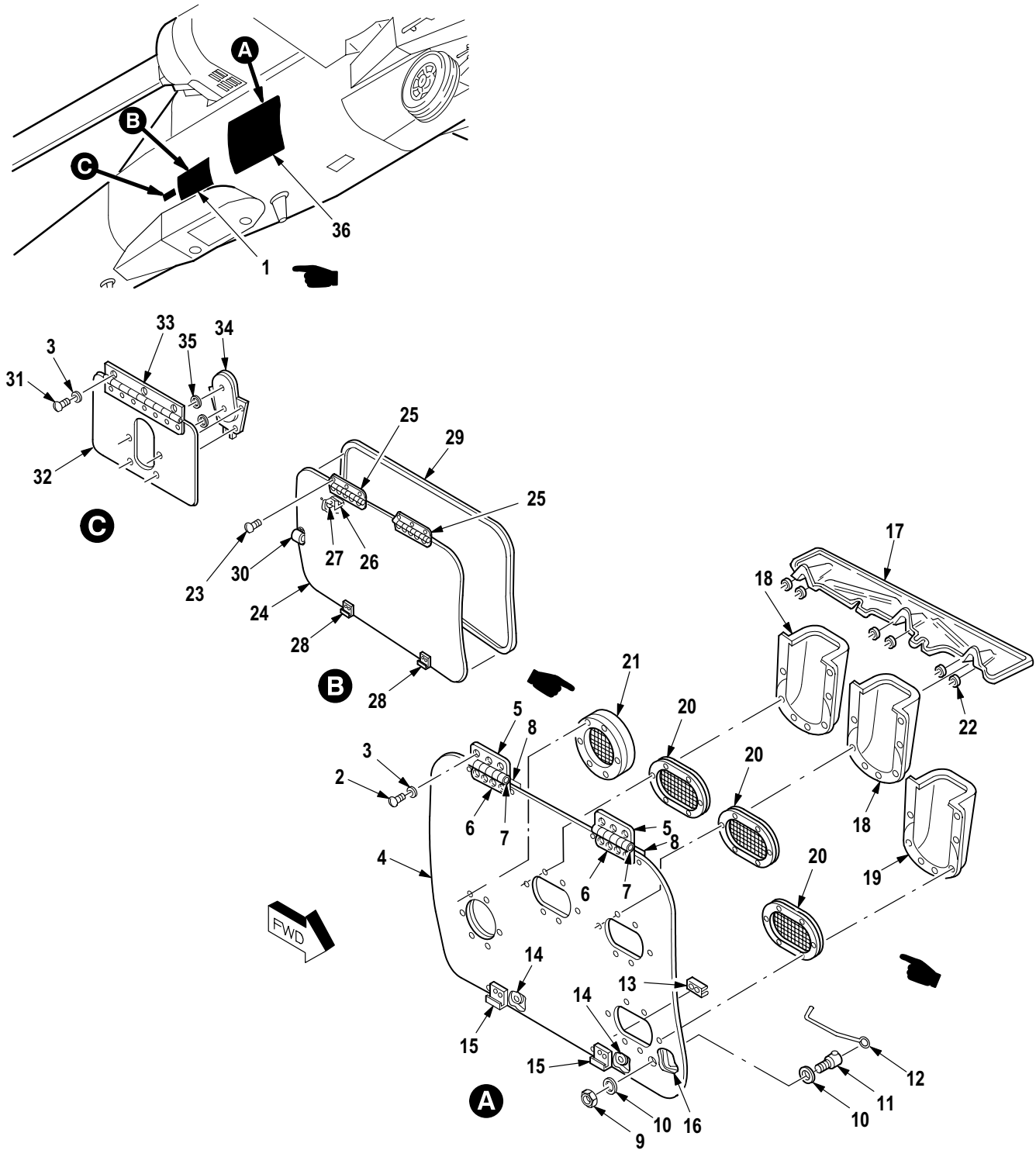
(1) ITEM NO.	(2) SMR CODE	(3) CAGE	(4) PART NUMBER	(5) DESCRIPTION AND USABLE ON CODE (UOC)	(6) QTY
				Group 02 Airframe Fig. 115 Deck Installation Assembly (Stringers) 7-31 1113513-601 7-31 1113513-603 A/C With MWO 1-1520-238-50-49 Incorporated See Fig. 104 for NHA	
1	PAOZZ	02731	HS5604-5-7	• Pin-Rivet, Threaded	4
2	PAOZZ	02731	HS5614-5	• Collar, Pin-Rivet, Th	4
3	PAOZZ	02731	HS5604-5-6	• Pin-Rivet, Threaded	2
4	PAOZZ	02731	HS5614-5	• Collar, Pin-Rivet, Th	2
5	PAOZZ	02731	HS5604-5-4	• Pin-Rivet, Threaded	2
6	PAOZZ	02731	HS5614-5	• Collar, Pin-Rivet, Th	2
7	PAOZZ	02731	HS5604-5-3	• Pin-Rivet, Threaded	2
8	PAOZZ	02731	HS5614-5	• Collar, Pin-Rivet, Th	2
9	PAOZZ	02731	HS5602-6-2	• Pin-Rivet, Threaded	12
10	PAOZZ	02731	HS5581-6	• Collar, Pin-Rivet, Th	12
11	PAOZZ	02731	HS5602-6-3	• Pin-Rivet, Threaded	4
12	PAOZZ	02731	HS5581-6	• Collar, Pin-Rivet, Th	4
13	PAOZZ	02731	HS5602-6-6	• Pin-Rivet, Threaded	4
14	PAOZZ	02731	HS5582-6	• Collar, Pin-Rivet, Th	4
15	PAOZZ	02731	HS5602-6-7	• Pin-Rivet, Threaded	2
16	PAOZZ	02731	HS5582-6	• Collar, Pin-Rivet, Th	2
17	PAOZZ	73197	HL21PB-6-6	• Pin-Rivet, Threaded	1
18	PAOZZ	02731	HS5583-6	• Collar, Pin-Rivet, Th	1
19	PAOZZ	73197	HL21PB-6-7	• Pin-Rivet, Threaded	1
20	PAOZZ	02731	HS5583-6	• Collar, Pin-Rivet, Th	1
21	PAOZZ	02731	HS5602-6-4	• Pin-Rivet, Threaded	10
22	PAOZZ	02731	HS5582-6	• Collar, Pin-Rivet, Th	10
23	PAOZZ	96906	MS21075L4E	• Nut, Self-Locking, Pl	6
24	PAOZZ	96906	MS21069L3	• Nut, Self-Locking, Pl	5
25	PAOZZ	80205	MS21075L3E	• Nut, Self-Locking, Pl	22
26	PAOZZ	96906	MS21059L6	• Nut, Self-Locking, Pl	3
27	XDFZZ	02731	7-31 1113513-233	• Support	1
28	XDFZZ	02731	7-31 1113513-237	• Support	1
29	XDFZZ	02731	7-31 1113513-246	• Support LH	1
30	XDFZZ	02731	7-31 1113513-247	• Support RH	1
31	XDFZZ	02731	7-31 1113513-15	• Longeron LH	1
32	XDFZZ	02731	7-31 1113513-16	• Longeron RH	1
33	XDFZZ	02731	7-31 1113513-11	• Stringer	1
34	XDFZZ	02731	7-31 1113513-13	• Stringer	1
35	XDFZZ	02731	7-31 1113513-7	• Stringer	1
36	XDFZZ	02731	7-31 1113513-9	• Stringer	1
37	XDFZZ	02731	7-31 1113513-5	• Stringer	1
38	XDFZZ	02731	7-31 1113513-3	• Skin	1
END OF FIGURE					



M09-746K

Figure 116. Group 02 AFT Fuselage Assembly RH

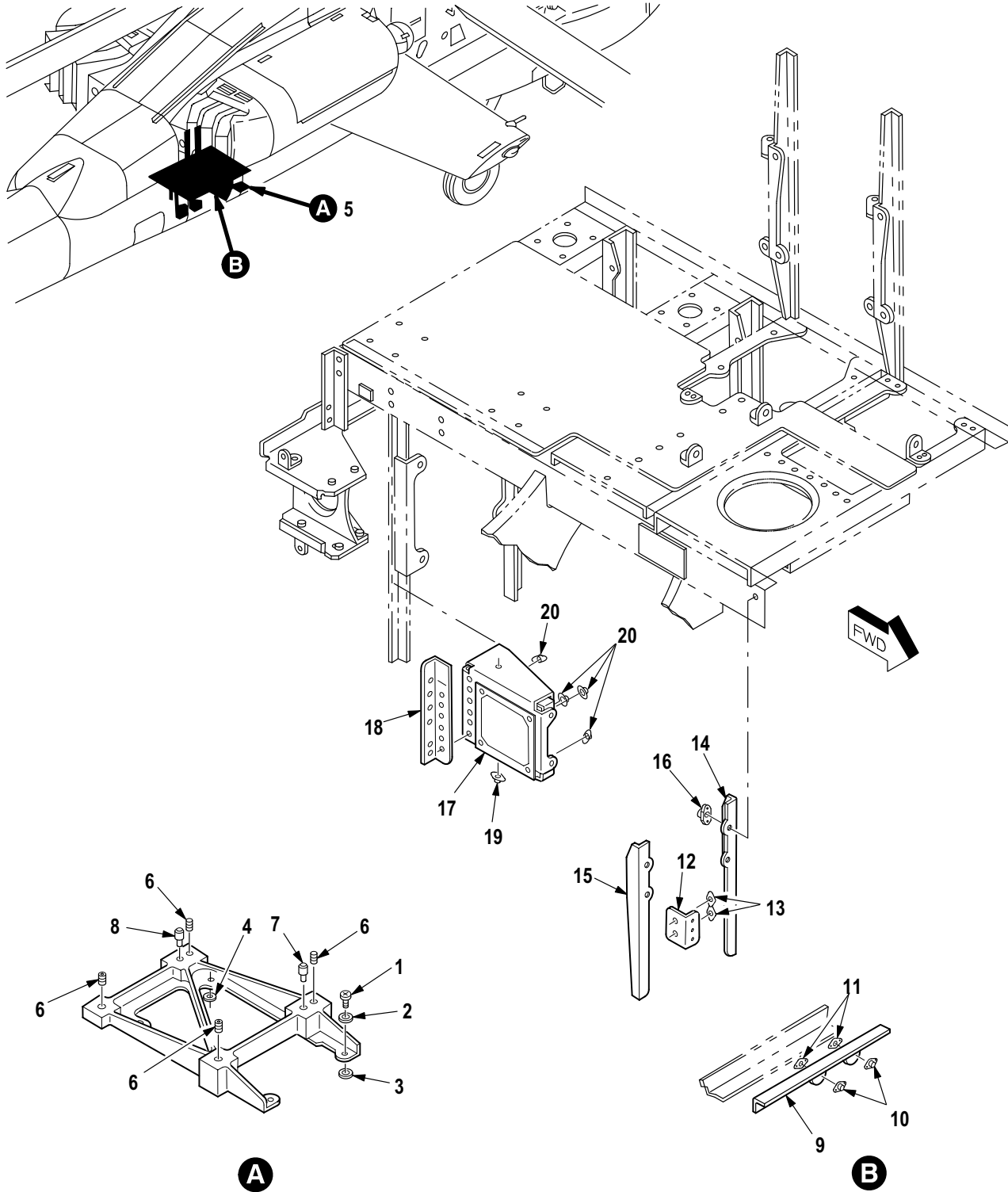
(1) ITEM NO.	(2) SMR CODE	(3) CAGE	(4) PART NUMBER	(5) DESCRIPTION AND USABLE ON CODE (UOC)	(6) QTY
				Group 02 Airframe Fig. 116 AFT Fuselage Assembly RH	
1	XDDDD	02731	7-31 1113500	· Fuselage Assy, AFT	1
2	XCOOO	02731	7-31 1113521	·· Structural Instl	1
3	PAOOO	02731	7-31 1113521-1	··· Bracket Assembly, St	1
4	PAOZZ	80205	MS21075L3E	···· Nut, Self-Locking, Pl	8
5	XDOZZ	02731	7-31 1113521-5	···· Doubler	1
6	PAOZZ	96906	MS21266-2N	···· Grommet, Nonmetallic	1
7	XCOOO	02731	7-21 1113523-1	·· Structural Instl	1
8	PAOZZ	80205	NAS603-10P	···· Screw, Machine	8
9	PAOZZ	88044	AN960JD10L	···· Washer, Flat	8
10	XDOOO	02731	7-21 1113523-29	···· Structural Assy	1
11	PAOZZ	96906	MS21071L3	···· Nut, Self-Locking, Pl	4
12	PAOZZ	80205	MS21075L3E	···· Nut, Self-Locking, Pl	4
13	PAOZZ	96906	MS21070L06	···· Nut, Self-Locking, Pl	1
14	PAOZZ	96906	MS21070L3	···· Nut, Self-Locking, Pl	4
15	PAOZZ	02731	HS4592-1D6-10	···· Bracket, Angle	1
16	XDOZZ	02731	7-21 1113523-13	···· Angle	4
17	MOOZZ	02731	7-21 1113523-15	···· Shim	6
18	MOOZZ	02731	7-21 1113523-19	···· Shim	2
19	XDOZZ	02731	7-21 1113523-21	···· Gusset	1
20	XDOZZ	02731	7-21 1113523-23	···· Gusset	1
21	XCODD	02731	7-31 1113602	·· Bulkhead Instl Assy (Not Illustrated-Installation Drawing)	1
22	PAOZZ	96906	MS21266-2N	···· Grommet, Nonmetallic	1
23	PAOOO	02731	7-31 1113602-55	···· Bracket Assembly	2
24	PAOZZ	80205	MS21075L06N	···· Nut, Self-Locking, Pl	2
25	XDOZZ	80205	NAS557-18A	···· Grommet, Nonmetallic	1
26	PAOZZ	02731	HS4592-1D6-8	···· Bracket, Angle	3
27	XDOZZ	02731	7-31 1113602-57	···· Bracket	1
28	PAOZZ	80205	NAS1403-3	···· Screw, Machine	12
29	PAOZZ	59875	TX90790-34	···· Washer, Flat	12
30	PAOZZ	80205	MS21075L3E	···· Nut, Self-Locking, Pl	13
31	PAOZZ	96906	MS21072L3	···· Nut, Self-Locking, Pl	4
32	PAOOO	02731	7-31 1113602-37	···· Cover, Access	1
33	XDOZZ	02731	7-31 1113602-39	···· Sealing Tape, Cover	1
34	MOOZZ	02731	7-31 1113602-19	···· Shim	2
35	PAOZZ	02731	HS5602-5-5	···· Pin-Rivet, Threaded	7
36	PAOZZ	02731	HS5581-5	···· Collar, Pin-Rivet, Th	7
37	PAOZZ	02731	HS5602-6-4	···· Pin-Rivet, Threaded	4
38	PAOZZ	02731	HS5581-6	···· Collar, Pin-Rivet, Th	4
39	PAOZZ	02731	HS5602-6-5	···· Pin-Rivet, Threaded	4
40	PAOZZ	02731	HS5581-6	···· Collar, Pin-Rivet, Th	4
41	PAOZZ	88044	AN960C10L	···· Washer, Flat	1
42	PAOZZ	80205	MS21042L3	···· Nut, Self-Locking, Ex	1
END OF FIGURE					



M09-747D

Figure 117. Group 02 AFT Fuselage Door Assembly RH

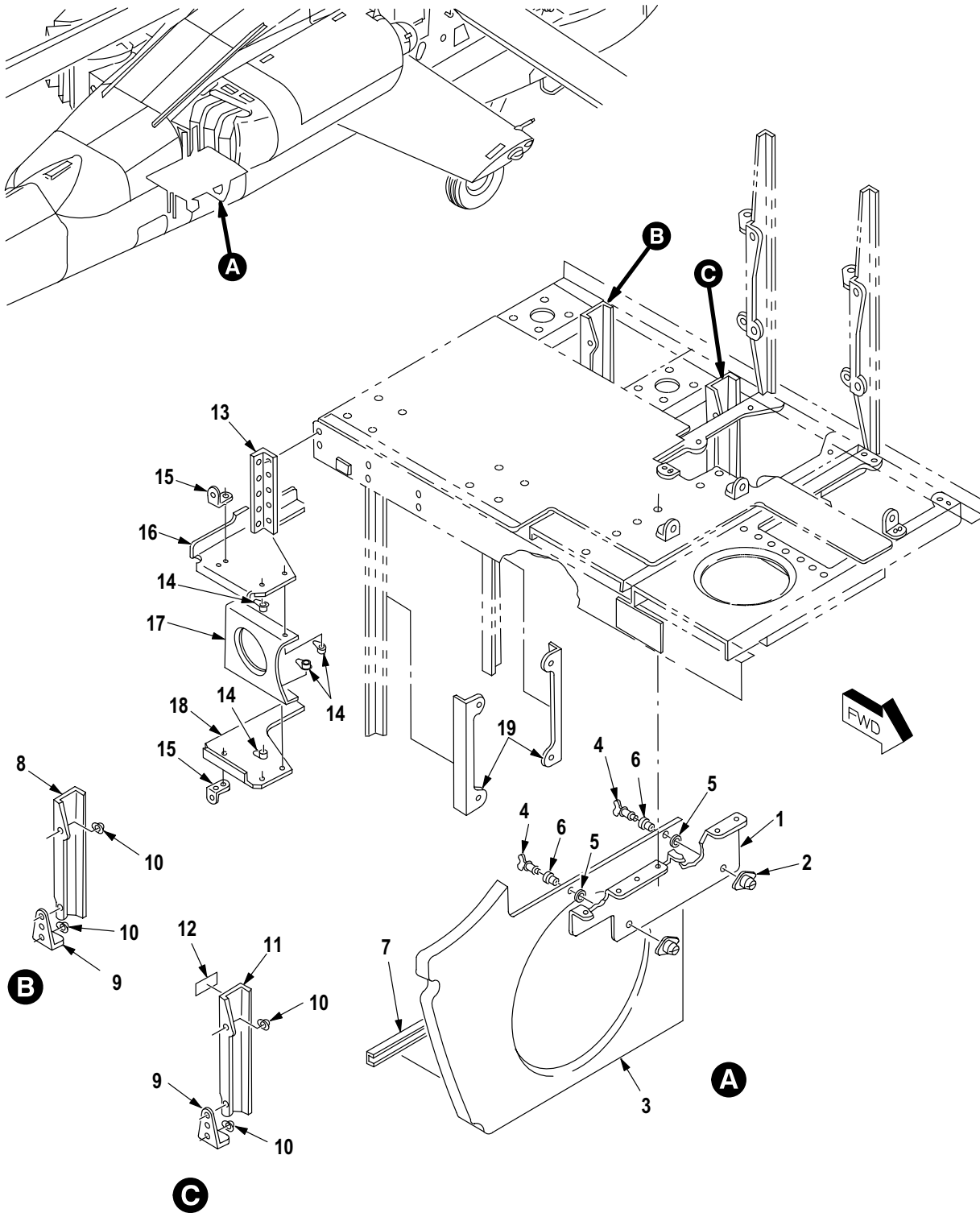
(1) ITEM NO.	(2) SMR CODE	(3) CAGE	(4) PART NUMBER	(5) DESCRIPTION AND USABLE ON CODE (UOC)	(6) QTY
				Group 02 Airframe Fig. 117 AFT Fuselage Door Assembly RH	
1	XDDDD	02731	7-31 1113500	• Fuselage Assy, AFT	1
2	PAOZZ	80205	NAS623-3-2	•• Screw, Machine	6
3	PAOZZ	88044	AN960C10L	•• Washer, Flat	9
4	PAOOO	02731	7-31 1113690-50	•• Door, Access	1
5	MFOZZ	96906	MS20001PH5-400	••• Hinge, Butt	2
6	MFOZZ	96906	MS20001PH4-400	••• Hinge, Butt	2
7	MFOZZ	96906	MS20253P2-400C	••• Pin, Straight	2
8	XDOZZ	02731	7-31 1113690-25	••• Doubler	2
9	PAOZZ	96906	MS21044N3	••• Nut, Self-Locking, He	1
10	PAOZZ	59875	TX90790-34	••• Washer, Flat	2
11	PAOZZ	88044	AN42-4	••• Bolt, Eye	1
12	PAOZZ	02731	7-1 11220181-3	••• Latch, Door	1
13	PAOZZ	80205	NAS1464-014-05C	••• Clip, Spring Tension	1
14	XDOZZ	02731	7-31 1113690-7	••• Doubler	2
15	XDOZZ	02731	7-1 11220146	••• Hook, Door	2
16	PAOZA	02731	7-31 1113694-9	••• Shielding Gasket, El	1
17	XDOZZ	02731	7-31 1113690-39	••• Baffle	1
18	XDOZZ	02731	7-31 1113690-19	••• Shield	2
19	XDOZZ	02731	7-31 1113690-21	••• Shield	1
20	PAOZZ	02731	7-31 1113690-51	••• Grille, Metal	3
21	PAOZZ	02731	7-31 1113690-55	••• Grille, Metal	1
22	PAOZZ	88044	AN960JD6	••• Washer, Flat	9
23	PAOZZ	80205	NAS1581A3H4	•• Screw, Close Toleran	6
24	PAOOO	02731	7-1 11220120-22	•• Door, Cargo, Aircraft	1
25	MFOZZ	96906	MS20001P5-400	••• Hinge, Butt	2
26	XDOOO	02731	7-1 11220120-17	••• Bracket Assy	1
27	PAOZZ	80205	MS21075L3E	•••• Nut, Self-Locking, Pl	1
28	XDOZZ	02731	7-1 11220146	••• Hook, Door	2
29	PAOZZ	02731	HS5215A025-5900	••• Rubber Strip	1
30	XDOZZ	02731	7-1 11220120-11	••• Clip	1
31	PAOZZ	80205	NAS623-3-1	•• Screw, Machine	3
32	PAOOO	02731	7-31 1113531	•• Door, Access, Airconf	1
33	MFOZZ	96906	MS20257P3-450	••• Hinge, Continuous	1
34	PAOZZ	02731	HS4217S073C133	••• Latch, Thumb	1
35	PAOZZ	88044	AN960PD4L	••• Washer, Flat	V
36	XCOFF	02731	7-31 1113503-601	•• Support Instl Assy (See Figs. 118 thru 120 for Breakdown)	1
END OF FIGURE					



M09-1224A

Figure 118. Group 02 Support Installation Assembly Electronic Compartment (Part 1)
7-31 1113503-601

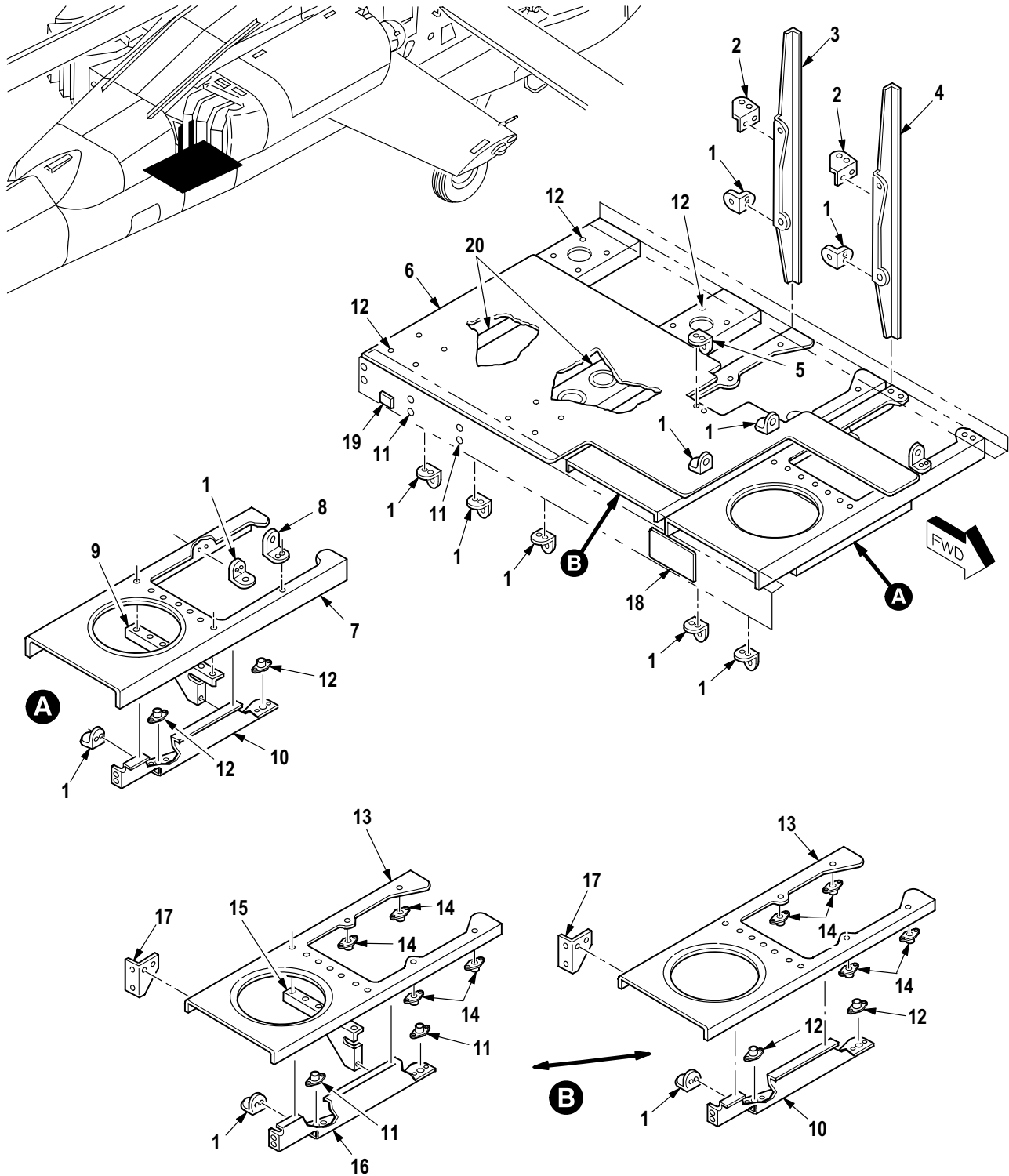
(1) ITEM NO.	(2) SMR CODE	(3) CAGE	(4) PART NUMBER	(5) DESCRIPTION AND USABLE ON CODE (UOC)	(6) QTY
				Group 02 Airframe Fig. 118 Support Installation Assembly Electronic Compartment (Part 1) 7-31 1113503-601 See Fig. 117 for NHA	
1	PAOZZ	80205	NAS623-3-2	• Screw, Machine	4
2	PAOZZ	88044	AN960JD10L	• Washer, Flat	4
3	PAOZZ	02731	HS5079-2646	• Shim	V
4	PAOZZ	88044	AN960JD4L	• Washer, Flat	24
5	PAFFF	02731	7-31 1113315	• Support, Structural	1
6	PAFZZ	80205	NAS1394-3L	• • Insert, Screw Thread	4
7	PAFZZ	99862	CL1RP	• • Pin, Shoulder, Headle	1
8	PAFZZ	02731	HS5258-0004	• • Pin, Straight, Headed	1
9	XDOZZ	02731	7-31 1113503-49	• Support	1
10	PAOZZ	80205	MS21059L3	• Nut, Self-Locking, PI	2
11	PAOZZ	80205	NAS463XKC10	• Nut Spacer, Plate	2
12	XDOOO	02731	7-31 1113503-73	• Bracket Assy	1
13	PAOZZ	96906	MS21075L04E	• • Nut, Self-Locking, PI	2
14	XDOZZ	02731	7-31 1113503-77	• Support	1
15	XDOZZ	02731	7-31 1113503-78	• Support	1
16	PAOZZ	80205	MS21075L06N	• Nut, Self-Locking, PI	4
17	XDOOO	02731	7-31 1113503-87	• Support Assy	1
18	XDOZZ	02731	7-31 1113503-57	• • Angle	1
19	PAOZZ	80205	MS21075L3E	• • Nut, Self-Locking, PI	1
20	PAOZZ	96906	MS21069L06	• • Nut, Self-Locking, PI	4
END OF FIGURE					



M09-1225A

Figure 119. Group 02 Support Installation Assembly Electronic Compartment (Part 2)
7-31 1113503-601

(1) ITEM NO.	(2) SMR CODE	(3) CAGE	(4) PART NUMBER	(5) DESCRIPTION AND USABLE ON CODE (UOC)	(6) QTY
				Group 02 Airframe Fig. 119 Support Installation Assembly Electronic Compartment (Part 2) 7-31 1113503-601 See Fig. 117 for NHA	
1	XDOOO	02731	7-31 1113503-69	• Intercostal Assy	1
2	PAOZZ	02731	HS4430-1	•• Receptacle, Turnlock	2
3	XDOOO	02731	7-31 1113503-63	• Baffle Assy	1
4	PAOZZ	71286	2600-4W	•• Stud Assembly, Turnl	2
5	PAOZZ	02731	HS4432-1	•• Washer, Split	2
6	PAOZZ	02731	HS4874-4A1A	•• Grommet, Metallic	2
7	MOOZZ	02731	7-31 1113503-101	• Seal	1
8	XDOZZ	02731	7-31 1113503-51	• Support	1
9	XDOZZ	02731	7-31 1113503-55	• Clip	2
10	PAOZZ	80205	MS21075L3E	• Nut, Self-Locking, Pl	24
11	XDOZZ	02731	7-31 1113503-53	• Support	1
12	MOOZZ	02731	7-31 1113503-79	• Shim, Laminate	1
13	XDOZZ	02731	7-31 1113503-33	• Stiffener	1
14	PAOZZ	96906	MS21061L3	• Nut, Self-Locking, Pl	4
15	PAOZZ	88044	AN743Z13	• Bracket, Angle	2
16	XDOZZ	02731	7-31 1113503-37	• Support	1
17	XDOZZ	02731	7-31 1113503-41	• Stiffener	1
18	XDOZZ	02731	7-31 1113503-39	• Support	1
19	XDOZZ	02731	7-31 1113503-43	• Support	2
END OF FIGURE					



M09-748F

Figure 120. Group 02 Support Installation Assembly Electronic Compartment (Part 3)
7-31 1113503-601

(1) ITEM NO.	(2) SMR CODE	(3) CAGE	(4) PART NUMBER	(5) DESCRIPTION AND USABLE ON CODE (UOC)	(6) QTY
				Group 02 Airframe Fig. 120 Support Installation Assembly Electronic Compartment (Part 3) 7-31 1113503-601 See Fig. 117 for NHA	
1	PAOZZ	02731	HS4592-1D6-6	• Bracket, Angle	12
2	XDOZZ	02731	7-31 1113503-47	• Clip	2
3	XDOZZ	02731	7-31 1113503-45	• Support	1
4	XDOZZ	02731	7-31 1113503-59	• Support	1
5	PAOZZ	02731	HS4592-1D6-8	• Bracket, Angle	1
6	XDOZZ	02731	7-31 1113503-93	• Baffle	1
7	XDOOO	02731	7-31 1113503-81	• Support Assembly	1
8	PAOZZ	02731	HS4592-2D6-10	• Bracket, Angle	1
9	XDOZZ	02731	7-31 1113503-97	• Stiffener	1
10	XDOZZ	02731	7-31 1113503-23	• Support	1
11	XDOZZ	80205	MS21075L08	• Nut, Self-Locking, PI	4
12	PAOZZ	80205	MS21075L3E	• Nut, Self-Locking, PI	27
13	XDOOO	02731	7-31 1113503-5	• Support Assy	2
14	PAOZZ	80205	MS21075L3E	• Nut, Self-Locking, PI	4
15	XDOZZ	02731	7-31 1113503-99	• Stiffener	1
16	XDOZZ	02731	7-31 1113503-95	• Support	1
17	XDOZZ	02731	7-31 1113503-35	• Clip	1
18	XDOZZ	02731	7-216100024-3	• Plate, Caution	1
19	XDOZZ	02731	7-1 16114004-3	• Decal	1
20	XDOZZ	02731	7-31 1113503-1 1	• Support	2
END OF FIGURE					

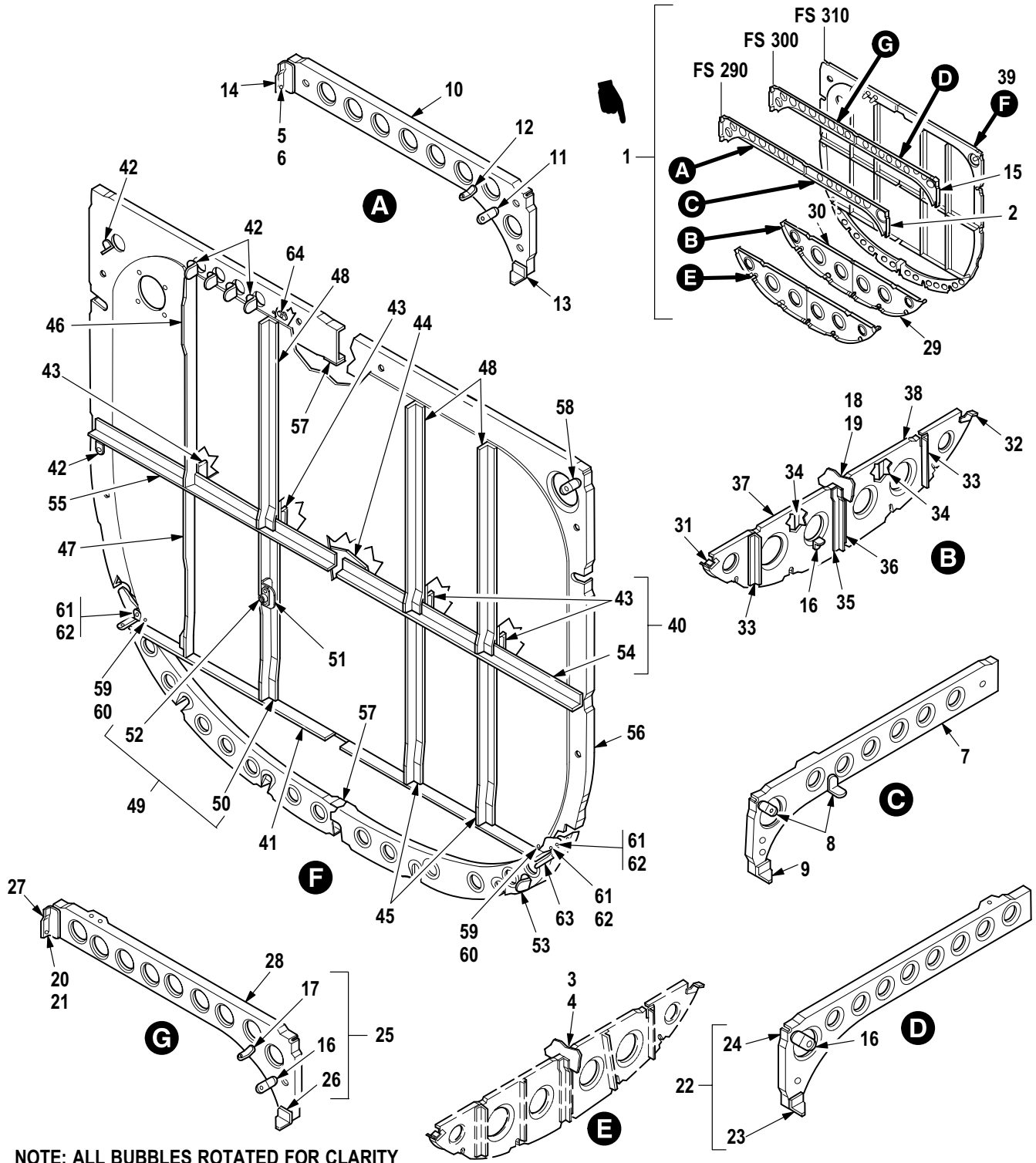
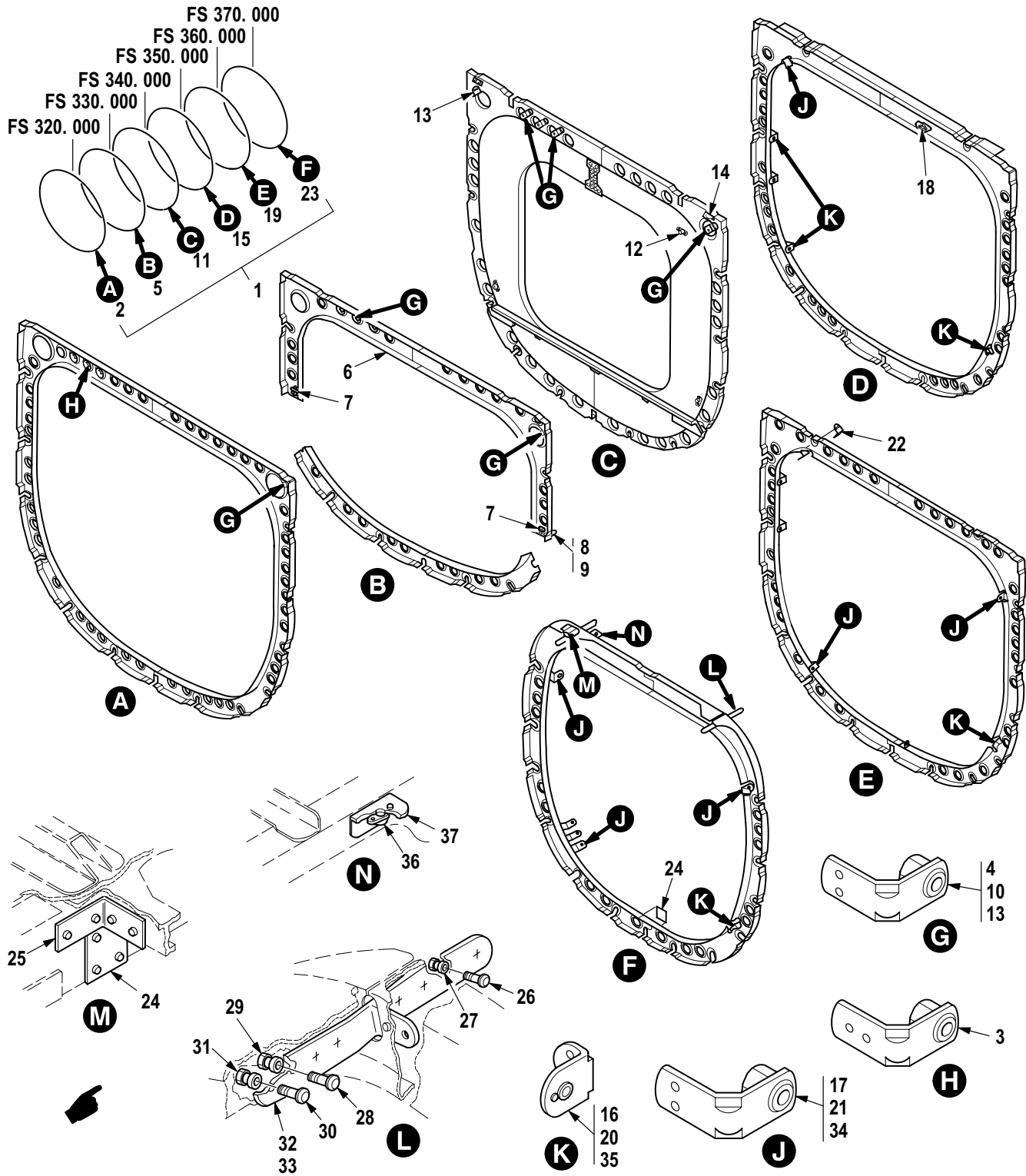


Figure 121. Group 02 AFT Fuselage Frame Installation RH (FS 290 to FS 310)

(1) ITEM NO.	(2) SMR CODE	(3) CAGE	(4) PART NUMBER	(5) DESCRIPTION AND USABLE ON CODE (UOC)	(6) QTY
				Group 02 Airframe Fig. 121 AFT Fuselage Frame Installation RH (FS 290 to FS 310)	
1	XDDDD	02731	7-31 1113500	• Fuselage Assy, AFT	1
2	XCDDD	02731	7-31 1113555	•• Frame Assy Instl	1
3	PAFZZ	02731	HS5604-5-3	••• Pin-Rivet, Threaded	1
4	PAFZZ	02731	HS5614-5	••• Collar, Pin-Rivet, Th	1
5	PAFZZ	02731	HS5604-5-2	••• Pin-Rivet, Threaded	1
6	PAFZZ	02731	HS5614-5	••• Collar, Pin-Rivet, Th	1
7	XDFDD	02731	7-31 1113555-9	••• Frame Assy, Upr, LH	1
8	PAFZZ	02731	HS4592-1D6-10	•••• Bracket, Angle	2
9	XDFZZ	02731	7-31 1113561-1 1	•••• Clip	1
10	XDFDD	02731	7-31 1113555-10	••• Frame Assy, Upr, RH	1
11	PAFZZ	02731	HS4592-1D6-10	•••• Bracket, Angle	1
12	XDFZZ	02731	HS4591-1D6-6	•••• Bracket, Angle	1
13	XDFZZ	02731	7-31 1113561-12	•••• Clip	1
14	XDFZZ	02731	7-31 1113561-15	•••• Clip	1
15	XCFFF	02731	7-31 1113556	•• Frame Instl Assy	1
16	PAOZZ	02731	HS4592-1D6-10	••• Bracket, Angle	3
17	XDOZZ	02731	HS4591-1D6-6	••• Bracket, Angle	1
18	PAOZZ	02731	HS5604-5-3	••• Pin-Rivet, Threaded	1
19	PAOZZ	02731	HS5614-5	••• Collar, Pin-Rivet, Th	1
20	PAOZZ	02731	HS5604-5-2	••• Pin-Rivet, Threaded	1
21	PAOZZ	02731	HS5614-5	••• Collar, Pin-Rivet, Th	1
22	XDFFF	02731	7-31 1113556-9	••• Frame Assy, Upr, LH	1
23	XDFZZ	02731	7-31 1113561-1 1	•••• Clip	1
24	XAFZZ	02731	7-31 1113556-5	•••• Frame	1
25	XDOFF	02731	7-31 1113556-10	••• Frame Assy, Upr, RH	1
26	XDFZZ	02731	7-31 1113561-12	•••• Clip	1
27	XDFZZ	02731	7-31 1113561-15	•••• Clip	1
28	XAOZZ	02731	7-31 1113556-6	•••• Frame	1
29	XDFFF	02731	7-31 1113556-7	••• Frame Assy, LWR, LH	1
30	XDFFF	02731	7-31 1113556-8	••• Frame Assy, LWR, RH	1
31	XDFZZ	02731	7-31 1113561-9	•••• Clip	1
32	XDFZZ	02731	7-31 1113561-10	•••• Clip	1
33	XDFZZ	02731	7-31 1113561-19	•••• Stiffener	1
34	XDFZZ	02731	7-31 1113561-17	•••• Stiffener	1
35	XDFZZ	02731	7-31 1113561-23	•••• Stiffener	1
36	XDFZZ	02731	7-31 1113561-21	•••• Stiffener	1
37	XAFZZ	02731	7-31 1113556-3	•••• Frame	1
38	XAFZZ	02731	7-31 1113556-4	•••• Frame	1
39	XCOFF	02731	7-31 1113557	•• Frame Instl Assy	1
40	XDFFF	02731	7-31 1113557-75	••• Panel Assy	1
41	XAOZZ	02731	7-31 1113557-73	•••• Panel	1
42	PAOZZ	02731	HS4592-1D6-6	•••• Bracket, Angle	6
43	XDFZZ	02731	7-31 1113557-23	•••• Angle	4
44	XDFZZ	02731	7-31 1113557-29	•••• Clip	1
45	XDFZZ	02731	7-31 1113557-17	•••• Angle	2
46	XDFZZ	02731	7-31 1113557-33	•••• Angle	1
47	XDFZZ	02731	7-31 1113557-39	•••• Angle	1
48	XDFZZ	02731	7-31 1113557-25	•••• Angle, Frame Instl A	3
49	PAOOO	02731	7-31 1113557-49	•••• Bracket, Angle	1

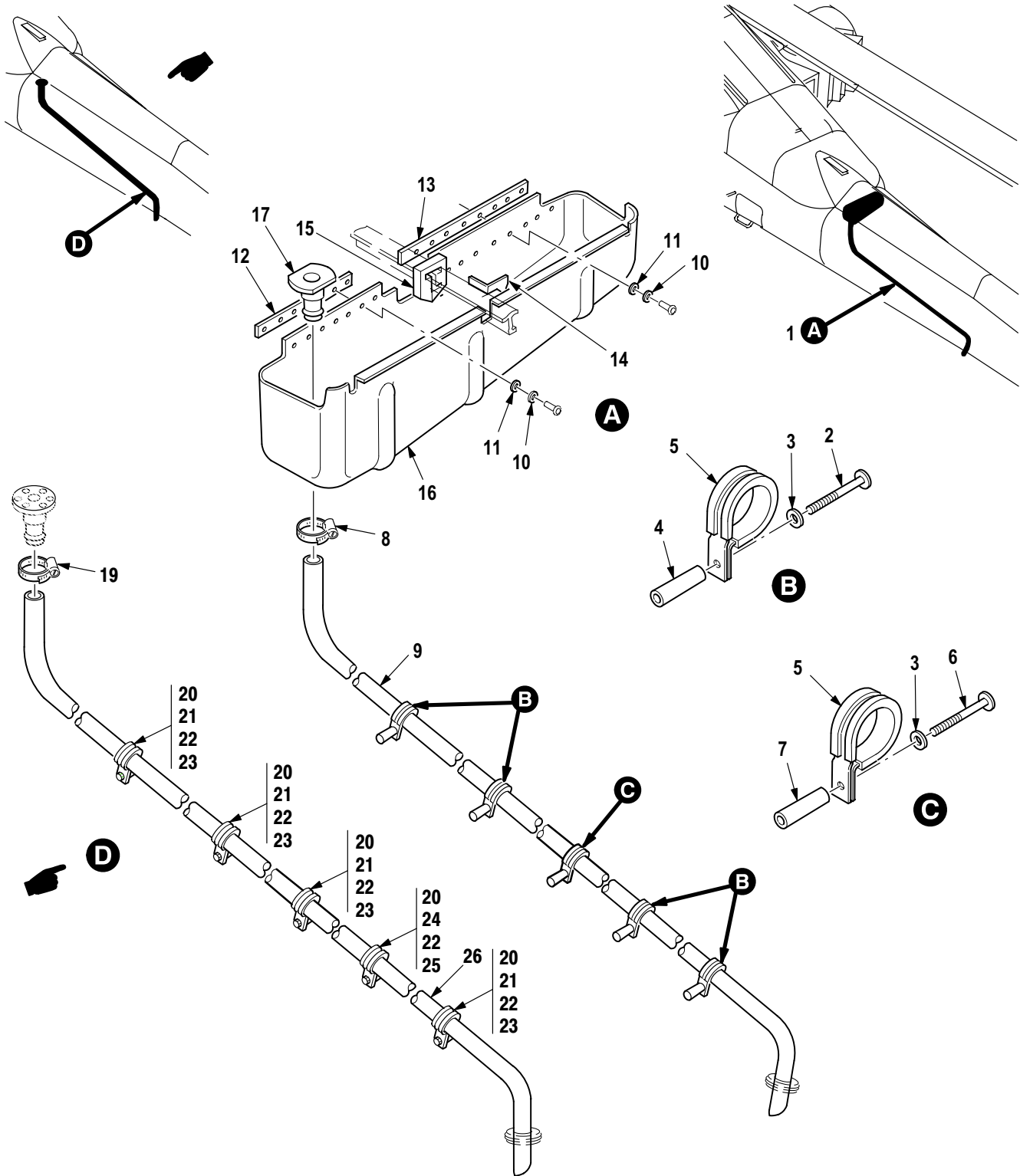
(1) ITEM NO.	(2) SMR CODE	(3) CAGE	(4) PART NUMBER	(5) DESCRIPTION AND USABLE ON CODE (UOC)	(6) QTY
50	XDFZZ	02731	7-31 1113557-37 Angle	1
51	PAOZZ	02731	7-31 1113557-51 Clip, Retaining	1
52	XDFZZ	80205	MS21075L3E Nut, Self-Locking Pl	1
53	XDFZZ	02731	7-31 1113557-45 Clip	1
54	XDFZZ	02731	7-31 1113557-27 Angle	1
55	XDFZZ	02731	7-31 1113557-21 Angle	1
56	XDOFF	02731	7-31 1113557-3	... Frame Assy	1
57	XDFZZ	02731	7-21 1113506 Shim	2
58	PAOZZ	02731	HS4592-1D6-10 Bracket, Angle	2
59	PAOZZ	02731	HS5602-5-2 Pin-Rivet, Threaded	2
60	PAOZZ	02731	HS5581-5 Collar, Pin-Rivet, Th	2
61	PAOZZ	02731	HS5602-5-3 Pin-Rivet, Threaded	3
62	PAOZZ	02731	HS5581-5 Collar, Pin-Rivet, Th	3
63	XDFZZ	02731	7-31 1113557-41 Clip	1
64	PAOZZ	80205	MS21075L3E Nut, Self-Locking, Pl	1
END OF FIGURE					



M09-750D

Figure 122. Group 02 AFT Fuselage Frame Installation RH (FS 310 to FS 370)

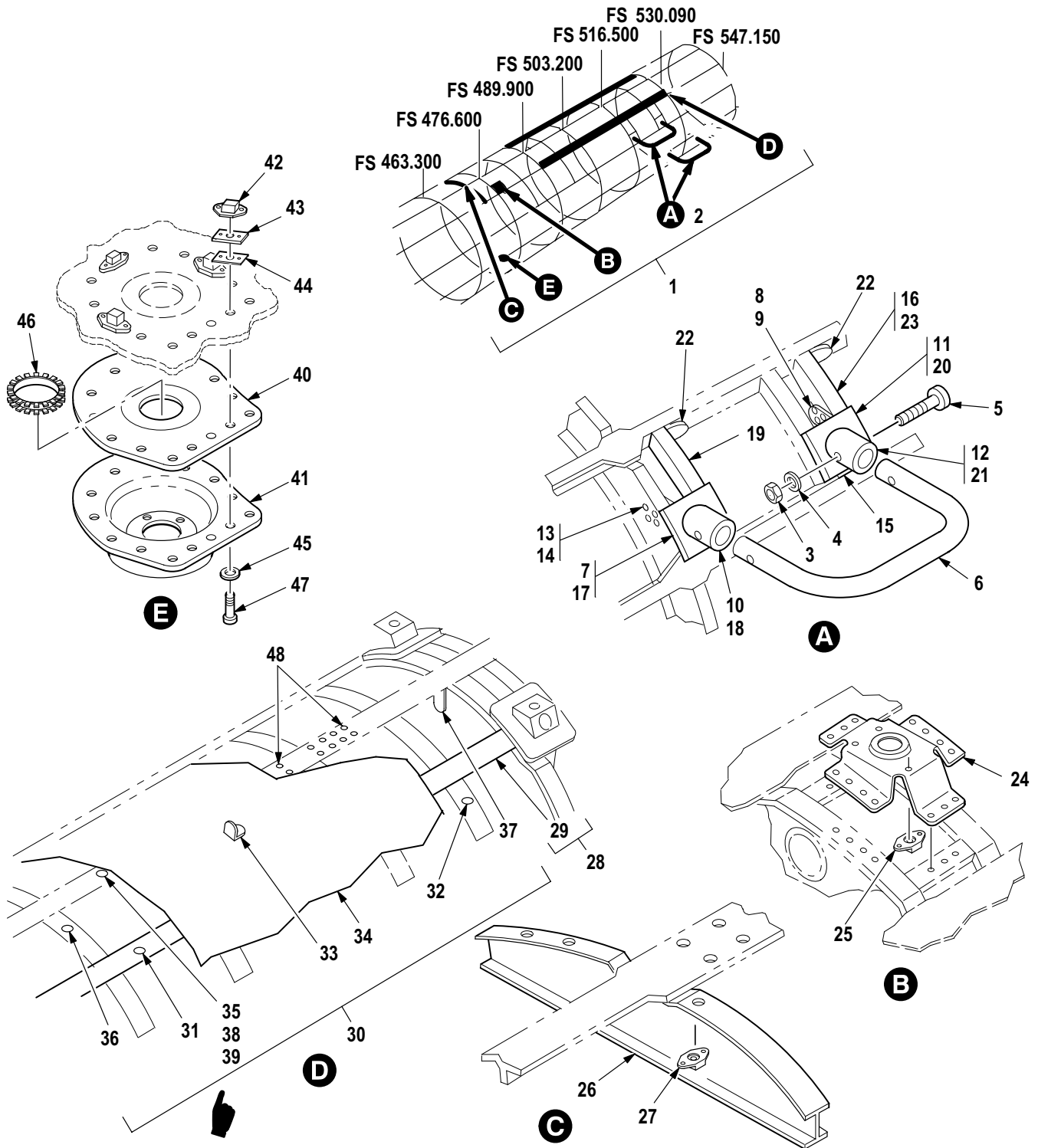
(1) ITEM NO.	(2) SMR CODE	(3) CAGE	(4) PART NUMBER	(5) DESCRIPTION AND USABLE ON CODE (UOC)	(6) QTY
				Group 02 Airframe Fig. 122 AFT Fuselage Frame Installation RH (FS 310 to FS 370)	
1	XDDDD	02731	7-31 1113500	• Fuselage Assy, AFT	1
2	XCODD	02731	7-31 1113580	•• Frame Instl	1
3	XDOZZ	02731	HS4591-1D6-6	••• Bracket, Angle	3
4	PAOZZ	02731	HS4592-1D6-10	••• Bracket, Angle	3
5	XCODD	02731	7-31 1113559	•• Frame Instl Assy	1
6	XDDDD	02731	7-31 1113559-15	••• Frame Assy	1
7	PAOZZ	80205	MS21075L3E	•••• Nut, Self-Locking, Pl	2
8	XDFZZ	02731	7-31 1113559-7	•••• Clip	1
9	XDFZZ	02731	7-31 1113559-8	•••• Clip	1
10	PAOZZ	02731	HS4592-1D6-10	•••• Bracket, Angle	5
11	XCODD	02731	7-31 1113600	•• Frame Instl	1
12	PAOZZ	96906	MS21047L3	••• Nut, Self-Locking, Pl	17
13	PAOZZ	02731	HS4592-1D6-10	••• Bracket, Angle	4
14	PAOZZ	02731	7-31 1113600-17	••• Bracket, Angle	1
15	XCDDD	02731	7-31 1113610	•• Frame Instl Assy	1
16	PAOZZ	02731	HS4592-1D6-6	••• Bracket, Angle	1
17	PAOZZ	02731	HS4592-2D6-16	••• Bracket, Angle	5
18	PAOZZ	80205	MS21075L3E	••• Nut, Self-Locking, Pl	2
19	XCODD	02731	7-31 1113620	•• Frame Instl	1
20	PAOZZ	02731	HS4592-1D6-6	••• Bracket, Angle	1
21	PAOZZ	02731	HS4592-2D6-16	••• Bracket, Angle	6
22	PAOZZ	02731	HS4592-1D6-8	••• Bracket, Angle	1
23	XCODD	02731	7-31 1113599	•• Frame Instl Assy	1
24	XDFZZ	02731	7-21 1113506	••• Shim	2
25	XDFZZ	02731	7-31 1113599-1 1	••• Clip	1
26	PAFZZ	02731	HS5602-6-3	••• Pin-Rivet, Threaded	8
27	PAFZZ	02731	HS5582-6	••• Collar, Pin-Rivet, Th	8
28	PAFZZ	02731	HS5602-6-5	••• Pin-Rivet, Threaded	6
29	PAFZZ	02731	HS5582-6	••• Collar, Pin-Rivet, Th	6
30	PAFZZ	02731	HS5602-6-4	••• Pin-Rivet, Threaded	2
31	PAFZZ	02731	HS5582-6	••• Collar, Pin-Rivet, Th	2
32	XDFZZ	02731	7-31 1113605-3	••• Dagger	1
33	XDFZZ	02731	7-31 1113605-4	••• Dagger	1
34	PAOZZ	02731	HS4592-2D6-16	••• Bracket, Angle	5
35	PAOZZ	02731	HS4592-1D6-6	••• Bracket, Angle	1
36	PAOZZ	80205	MS21075L3E	••• Nut, Self-Locking, Pl	1
37	PAOZZ	02731	7-31 1113599-13	••• Bracket Assy, Airfra	1
END OF FIGURE					



M09-1227E

Figure 123. Group 02 Drain Pan Installation, Tail Boom Fluid

(1) ITEM NO.	(2) SMR CODE	(3) CAGE	(4) PART NUMBER	(5) DESCRIPTION AND USABLE ON CODE (UOC)	(6) QTY
				Group 02 Airframe Fig. 123 Drain Pan Installation, Tail Boom Fluid	
1	XDOOO	02731	7-31 1113478-1	• Pan Assy, Drain	1
2	PAOZZ	96906	MS27039-1-14	•• Screw, Machine	4
3	PAOZZ	88044	AN960JD10L	•• Washer, Flat	5
4	PAOZZ	80205	NAS43DD3-32N	•• Spacer, Sleeve	4
5	PAOZZ	02731	HS4501SS16NB	•• Clamp, Loop	5
6	PAOZZ	96906	MS27039-1-22	•• Screw, Machine	1
7	PAOZZ	80205	NAS43DD3-64N	•• Spacer, Sleeve	1
8	PAOZZ	14711	10A260-125-3B	•• Clamp, Hose	1
9	MOOZZ	02731	7-31 1113478-7	•• Tube	1
10	PAOZZ	88044	AN960JD4L	•• Washer, Flat	16
11	PAOZZ	88044	AN960JD3L	•• Washer, Flat	V
12	XDOZZ	02731	7-31 1113478-15	•• Filler	1
13	XDOZZ	02731	7-31 1113478-13	•• Filler	1
14	MOOZZ	02731	7-31 1113478-28	•• Clip	1
15	MOOZZ	02731	7-31 1113478-17	•• Stop	1
16	XDOOO	02731	7-31 1113478-25	•• Pan Assembly	1
17	XDOZZ	02731	7-31 1113479-1	••• Fitting	1
18	XCOOO	8V613	7-31 1113735-1	Drain Instl, AFT Deck (Not Illustrated-Installation Drawing) A/C With Incorporated	1
19	PAOZZ	80205	NAS1922-0050-1	• Clamp, Hose A/C With MWO 1-1520-238-55-11 Incorporated	1
20	PAOZZ	02731	HS4501D08NB	• Clamp, Loop A/C With MWO 1-1520-238-55-11 Incorporated	5
21	PAOZZ	96906	MS27039-1-15	• Screw, Machine A/C With MWO 1-1520-238-55-11 Incorporated	4
22	PAOZZ	80205	NAS1149D0332J	• Washer, Flat A/C With MWO 1-1520-238-55-11 Incorporated	5
23	PAOZZ	80205	NAS43DD3-32N	• Spacer, Sleeve A/C With MWO 1-1520-238-55-11 Incorporated	4
24	PAOZZ	96906	MS27039-1-23	• Screw, Machine A/C With MWO 1-1520-238-55-11 Incorporated	1
25	PAOZZ	80205	NAS43DD3-64N	• Spacer, Sleeve A/C With MWO 1-1520-238-55-11 Incorporated	1
26	MOOZZ	8V613	7-31 1113735-3	• Tube A/C With MWO 1-1520-238-55-11 Incorporated	1
END OF FIGURE					



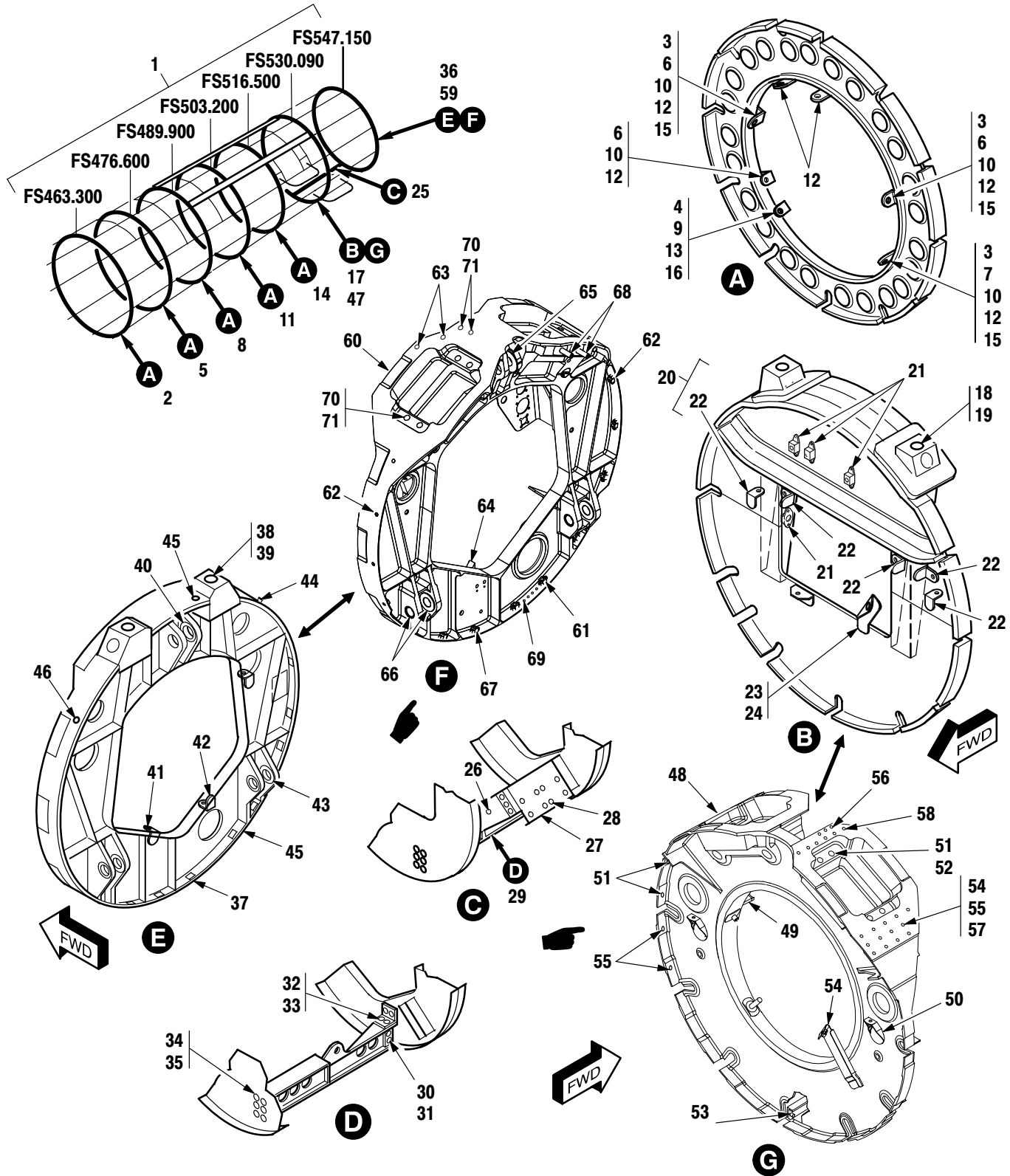
M09-701N

Figure 124. Group 02 Tailboom Assembly (Part 1)

(1) ITEM NO.	(2) SMR CODE	(3) CAGE	(4) PART NUMBER	(5) DESCRIPTION AND USABLE ON CODE (UOC)	(6) QTY
				Group 02 Airframe Fig. 124 Tailboom Assembly (Part 1)	
1	XDDDD	02731	7-31 1114000	• Tailboom Assy, Aircr	1
1	XDDDD	02731	7-31 1114000-607	• Tailboom Assy, Aircr A/C With MWO 1-1520 238-55-11 Incorporated	1
2	XCOOO	02731	7-31 1114186	•• Step Instl Assy (U/O P/N 7-311114000)	1
2	XCOOO	02731	7-31 1114186-601	•• Step Instl Assy (U/O P/N 7-311114000-607) A/C With MWO 1-1520-238-55-11 Incorporated	1
3	PAOZZ	80205	MS21042L3	••• Nut, Self-Locking, Ex	4
4	PAOZZ	80205	NAS1149D0316H	••• Washer, Flat	4
5	PAOZZ	96906	MS27039C1-25	••• Screw, Machine	4
6	PAOZZ	02731	7-1 11210246-7	••• Tube, Bent, Metallic	3
7	MOOZZ	02731	7-31 1114186-41	••• Doubler Lower	2
8	PAOZZ	02731	HS5602-5-3	••• Pin-Rivet, Threaded	21
9	PAOZZ	02731	HS5582-5	••• Collar, Pin-Rivet, Th	21
10	XDOZZ	02731	7-31 1114186-3	••• Socket Assy Lower	1
11	MOOZZ	02731	7-31 1114186-39	••• Doubler Lower	1
12	XDOZZ	02731	7-31 1114186-5	••• Socket Assy Lower	1
13	PAOZZ	02731	HS5602-5-2	••• Pin-Rivet, Threaded	17
14	PAOZZ	02731	HS5582-5	••• Collar, Pin-Rivet, Th	17
15	XDOZZ	02731	7-31 1114186-35	••• Clip	1
16	XDOZZ	02731	7-31 1114186-27	••• Rib Lower	1
17	MOOZZ	02731	7-31 1114186-47	••• Doubler (U/O P/N 7-311114186-601)	1
17	MOOZZ	02731	7-31 1114186-59	••• Doubler (U/O P/N 7-311114186)	1
18	XDOZZ	02731	7-31 1114186-9	••• Socket Assy Upper (U/O P/N 7-311114186)	1
18	XDOZZ	02731	7-31 1114186-53	••• Socket Assy Upper (U/O P/N 7-311114186-601)	1
19	XDOZZ	02731	7-31 1114186-33	••• Rib Upper	1
20	MOOZZ	02731	7-31 1114186-45	••• Doubler Upper	1
21	XDOZZ	02731	7-31 1114186-7	••• Socket Assy Upper (U/O P/N 7-311114186)	1
21	XDOZZ	02731	7-31 1114186-55	••• Socket Assy (U/O P/N 7-311114186-601)	1
22	XDOZZ	02731	7-31 1114186-37	••• Clip	2
23	XDOZZ	02731	7-31 1114186-29	••• Rib Upper	1
24	XDDDD	02731	7-21 1113546-15	•• Support Assy	1
25	PAOZZ	80205	MS21075L3E	••• Nut, Self-Locking, Pl	1
26	XCDDD	02731	7-31 1114041	•• Anti-Flail Support	1
27	PAOZZ	80205	MS21075L3E	••• Nut, Self-Locking, Pl	7
28	XCDDD	02731	7-31 1114197-605	•• Fairing Instl Assy (U/O P/N 7-311114000-607)	1
28	XCDDD	02731	7-31 1114197-601	•• Fairing Instl Assy (U/O P/N 7-311114000)	1
29	PAOZZ	02731	HS4430-1	••• Receptacle, Turnlock	8
30	XCDDD	02731	7-31 1114180-601	•• Skin, Stringer Instl (U/O P/N 7-311114000)	1
30	XCDDD	02731	7-31 1114180-603	•• Skin, Stringer Instl (U/O P/N 7-311114000) A/C With MWO 1-1520-238-50-49 Incorporated ...	1
30	XCDDD	02731	7-31 1114180-615	•• Skin, Stringer Instl (U/O P/N 7-311114000-607) A/C With MWO 1-1520-238-55-11 Incorporated	1
31	PAOZZ	80205	MS21075L3E	••• Nut, Self-Locking, Pl A/C With MWO 1-1520-238-55-11 Incorporated ..	21
32	PAOZZ	96906	MS21069L06	••• Nut, Self-Locking, Pl A/C With MWO 1-1520-238-55-11 Incorporated ..	2
33	PAOZZ	02731	HS4592-1D6-6	••• Bracket, Angle A/C With MWO 1-1520-238-55-11 Incorporated ..	1
34	XDDDD	02731	7-31 1114180-1 1	••• Skin, Stringer Assy (U/O P/N 7-311114180-601 and -603)	1

(1) ITEM NO.	(2) SMR CODE	(3) CAGE	(4) PART NUMBER	(5) DESCRIPTION AND USABLE ON CODE (UOC)	(6) QTY
34	XDDDD	02731	7-31 1114180-12	... Skin, Stringer Assy (U/O P/N 7-311114180-601 and -603)	1
34	XDDDD	02731	7-31 1114180-65	... Skin, Stringer Assy (U/O P/N 7-311114180-615)	1
34	XDDDD	02731	7-31 1114180-67	... Skin, Stringer Assy (U/O P/N 7-311114180-615)	1
35	PAOZZ	02731	HS4153-02 Nut, Self-Locking, PI (U/O P/N 7-311114180-12 and -67)	4
36	PAOZZ	80205	MS21075L3E Nut, Self-Locking, PI (U/O P/N 7-311114180-12 and -67)	1
37	PAOZZ	88044	AN743Z13 Bracket, Angle (U/O P/N 7-311114180-12)	1
38	PAOZZ	80205	NAS1195DD3KH Shim, Anchor Nut (U/O P/N 7-311114180-12 and -67)	2
39	PAOZZ	80205	NAS1195DD3KM Nut Spacer, Plate (U/O P/N 7-311114180-12 and -67)	2
40	MOOZZ	02731	7-31 1114180-49	... Doubler (U/O P/N 7-311114180-601 and -603)	1
41	XDOOO	8V613	7-31 1114191-1	... Support Assy (U/O P/N 7-311114180-601 and -603) ..	1
42	XDOZZ	80205	MS21075L08 Nut, Self-Locking, PI (U/O P/N 7-311114191-1)	4
43	PAOZA	80205	NAS1195-3WH	... Nut Spacer, Plate (U/O P/N 7-311114180-601 and -603)	3
44	PAOZZ	80205	NAS1195-3WM	... Nut Spacer, Plate (U/O P/N 7-311114180-601 and -603)	3
45	PAOZZ	88044	AN960JD10	... Washer, Flat (U/O P/N 7-311114180-601 and -603) ..	4
46	PAOZZ	96906	MS21266-2N	... Grommet, Nonmetallic (U/O P/N 7-311114180-601 and -603)	1
47	PAOZZ	80205	NAS623-3-4	... Screw, Machine (U/O P/N 7-311114180-601 and -603)	4
48	PAOZZ	02731	HS4464-5-4	... Rivet, Blind (U/O P/N 7-311114180-601 and -603) A/C With MWO 1-1520-238-50-49 Incorporated ..	10
49	XCDDD	8V613	7-51 1114180-15	... Skin Instl FS 515.20 (See Fig. 125A for Breakdown) (U/O P/N 7-311114180-615) (Not Illustrated - Installation Drawing) A/C With MWO 1-1520-238-55-11 Incorporated ..	1

END OF FIGURE



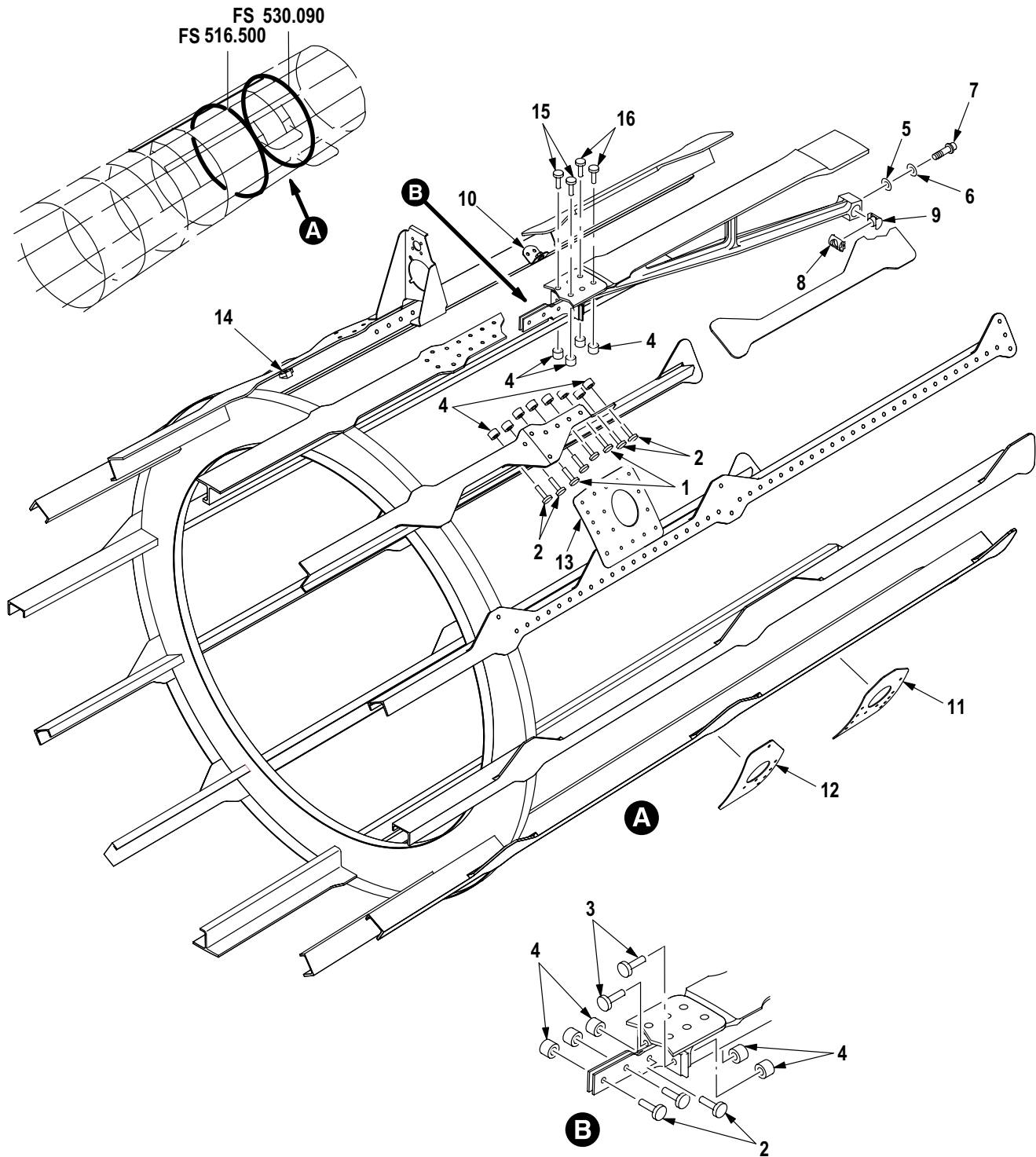
M09-1260E

Figure 125. Group 02 Tailboom Assembly (Part 2)

(1) ITEM NO.	(2) SMR CODE	(3) CAGE	(4) PART NUMBER	(5) DESCRIPTION AND USABLE ON CODE (UOC)	(6) QTY
				Group 02 Airframe Fig. 125 Tailboom Assembly (Part 2)	
1	XDDDD	02731	7-31 1114000	• Tailboom Assy, Aircr	1
1	XDDDD	02731	7-31 1114000-607	• Tailboom Assy, Aircr A/C With MWO 1-1520-238-55-11 Incorporated	1
2	XCDDD	02731	7-31 1114110	•• Frame Instl Assy	1
3	PAOZZ	02731	HS4592-2D6-16	••• Bracket, Angle	3
4	PAOZZ	02731	HS4592-1D6-6	••• Bracket, Angle	1
5	XCDDD	02731	7-31 1114120	•• Frame Instl Assy	1
6	PAOZZ	02731	HS4592-2D6-16	••• Bracket, Angle	3
7	PAOZZ	02731	HS4592-1D6-6	••• Bracket, Angle	1
8	XCDDD	02731	7-31 1114130	•• Frame Instl Assy	1
9	PAOZZ	02731	HS4592-1D6-6	••• Bracket, Angle	1
10	PAOZZ	02731	HS4592-2D6-16	••• Bracket, Angle	4
11	XCDDD	02731	7-31 1114140	•• Frame Instl Assy	1
12	PAOZZ	02731	HS4592-2D6-16	••• Bracket, Angle	6
13	PAOZZ	02731	HS4592-1D6-6	••• Bracket, Angle	1
14	XCDDD	02731	7-31 1114150	•• Frame Instl Assy	1
15	PAOZZ	02731	HS4592-2D6-16	••• Bracket, Angle	3
16	PAOZZ	02731	HS4592-1D6-6	••• Bracket, Angle	1
17	PADDD	02731	7-31 1114160	•• Bulkhead, Aircraft	1
18	PAFZZ	02731	HS5813-8	••• Nut, Self-Locking, Ba	2
19	PAOZZ	80205	NAS578-8B	••• Retainer, Nut and Bo	2
20	XDDDD	02731	7-31 1114160-35	••• Frame Assy	2
21	PAOZZ	80205	MS21075L3E	•••• Nut, Self-Locking, Pl	4
22	PAOZZ	02731	HS4591-1D6-6	•••• Bracket, Angle	5
23	XDDDD	02731	7-31 1114160-15	•••• Clip Assy	1
24	PAOZZ	80205	MS21075L3E	••••• Nut, Self-Locking, Pl	1
25	XCDDD	02731	7-21 1114195	•• Intercostal Instl	1
26	PAOZZ	96906	MS21069L3	••• Nut, Self-Locking, Pl	1
27	XDDDD	02731	7-21 1114196	••• Bracket Assy	1
28	PAOZZ	80205	MS21075L3E	•••• Nut, Self-Locking, Pl	8
29	XCDDD	02731	7-31 1114202	•• Intercostal Instl	1
30	PAOZZ	02731	HS5602-6-3	••• Pin-Rivet, Threaded	2
31	PAOZZ	02731	HS5582-6	••• Collar, Pin-Rivet, Th	2
32	PAOZZ	02731	HS5602-6-2	••• Pin-Rivet, Threaded	4
33	PAOZZ	02731	HS5581-6	••• Collar, Pin-Rivet, Th	4
34	PAOZZ	02731	HS5602-6-4	••• Pin-Rivet, Threaded	6
35	PAOZZ	02731	HS5581-6	••• Collar, Pin-Rivet, Th	6
36	XCDDD	02731	7-31 1114170	•• Bulkhead, Aircraft	1
37	PAOZZ	80205	MS21075L3E	••• Nut, Self-Locking, Pl	18
38	PAFZZ	02731	HS5813-8	••• Nut, Self-Locking, Ba	18
39	PAOZZ	80205	NAS578-8B	••• Retainer, Nut and Bo	2
40	XDOZZ	02731	7-1 11422012-3	••• Bushing, Sleeve	1
41	PAOZZ	02731	HS4592-1D6-6	••• Bracket, Angle	1
42	PAOZZ	88044	AN743Z13	••• Bracket, Angle	2
43	XDOZZ	81349	M81934/2-10A012	••• Bearing	4
44	PAOZZ	02731	HS5450-05-05	••• Rivet, Blind	36
45	PAOZA	02731	HS5450-05-03	••• Rivet, Blind	30
46	PAOZZ	92215	PLT254-5-2	••• Rivet, Blind	26
47	PADDD	8V613	7-31 1114361-1	•• Bulkhead, Aircraft A/C With MWO 1-1520-238-55-11 Incorporated ...	1

(1) ITEM NO.	(2) SMR CODE	(3) CAGE	(4) PART NUMBER	(5) DESCRIPTION AND USABLE ON CODE (UOC)	(6) QTY
48	XDDDD	8V613	7-31 1114361-3	... Frame Assembly A/C With MWO 1-1520-238-55-11 Incorporated ..	1
49	PAOZZ	8V613	HS6005G3N12 Mount, Cable Tie A/C With MWO 1-1520-238-55-11 Incorporated .	2
50	PAOZZ	8V613	HS6004G3CR12 Nut, Self-locking, PI A/C With MWO 1-1520-238-55-11 Incorporated .	2
51	PAOZZ	02731	HS5813-6 Nut, Self-locking, Ba A/C With MWO 1-1520-238-55-11 Incorporated .	8
52	PAOZZ	80205	NAS578-6B Retainer A/C With MWO 1-1520-238-55-11 Incorporated .	8
53	MOOZZ	8V613	7-31 1114361-5	... Shim A/C With MWO 1-1520-238-55-11 Incorporated	5
54	PAFZZ	02731	HS5450-06-04	... Rivet, Blind A/C With MWO 1-1520-238-55-11 Incorporated ..	3
55	PAFZZ	02731	HS5450-05-04	... Rivet, Blind A/C With MWO 1-1520-238-55-11 Incorporated ..	V
56	PAFZZ	02731	HS5450-05-03	... Rivet, Blind A/C With MWO 1-1520-238-55-11 Incorporated ..	V
57	PAFZZ	02731	HS5450-05-06	... Rivet, Blind A/C With MWO 1-1520-238-55-11 Incorporated ..	V
58	PAFZZ	02731	HS5450-05-05	... Rivet, Blind A/C With MWO 1-1520-238-55-11 Incorporated ..	V
59	XCDDD	8V613	7-31 1114250-7	.. Bulkhead, Aircraft A/C With MWO 1-1520-238-55-11 Incorporated	1
60	PBDDD	8V613	7-31 1114250-5	... Frame Assembly A/C With MWO 1-1520-238-55-11 Incorporated ..	1
61	PAOZZ	80205	MS21075L3E Nut, Self-Locking, PI A/C With MWO 1-1520-238-55-11 Incorporated .	14
62	PAFZZ	02731	HS5813-8 Nut, Self-locking, Ba A/C With MWO 1-1520-238-55-11 Incorporated .	8
63	PAOZZ	80205	NAS578-6B Retainer A/C With MWO 1-1520-238-55-11 Incorporated .	8
64	PAOZZ	8V613	HS6004G3CR12 Nut, Self-locking, PI A/C With MWO 1-1520-238-55-11 Incorporated .	3
65	PAOZZ	8V613	HS6003AA3-16750 Standoff A/C With MWO 1-1520-238-55-11 Incorporated .	3
66	XDOZZ	02731	7-1 11422012-3 Bushing, Sleeve A/C With MWO 1-1520-238-55-11 Incorporated .	1
67	XDOZZ	81349	M81934/2-10A012 Bearing A/C With MWO 1-1520-238-55-11 Incorporated .	4
68	PAOZZ	02731	HS5450-05-02	... Rivet, Blind A/C With MWO 1-1520-238-55-11 Incorporated ..	30
69	PAOZZ	02731	HS5450-05-04	... Rivet, Blind A/C With MWO 1-1520-238-55-11 Incorporated ..	54
70	PAOZZ	02731	HS5582-5	... Collar, Pin-Rivet, Th A/C With MWO 1-1520-238-55-11 Incorporated .	3
71	PAOZZ	02731	HS5602-5-7	... Pin-Rivet, Threaded A/C With MWO 1-1520-238-55-11 Incorporated ..	3

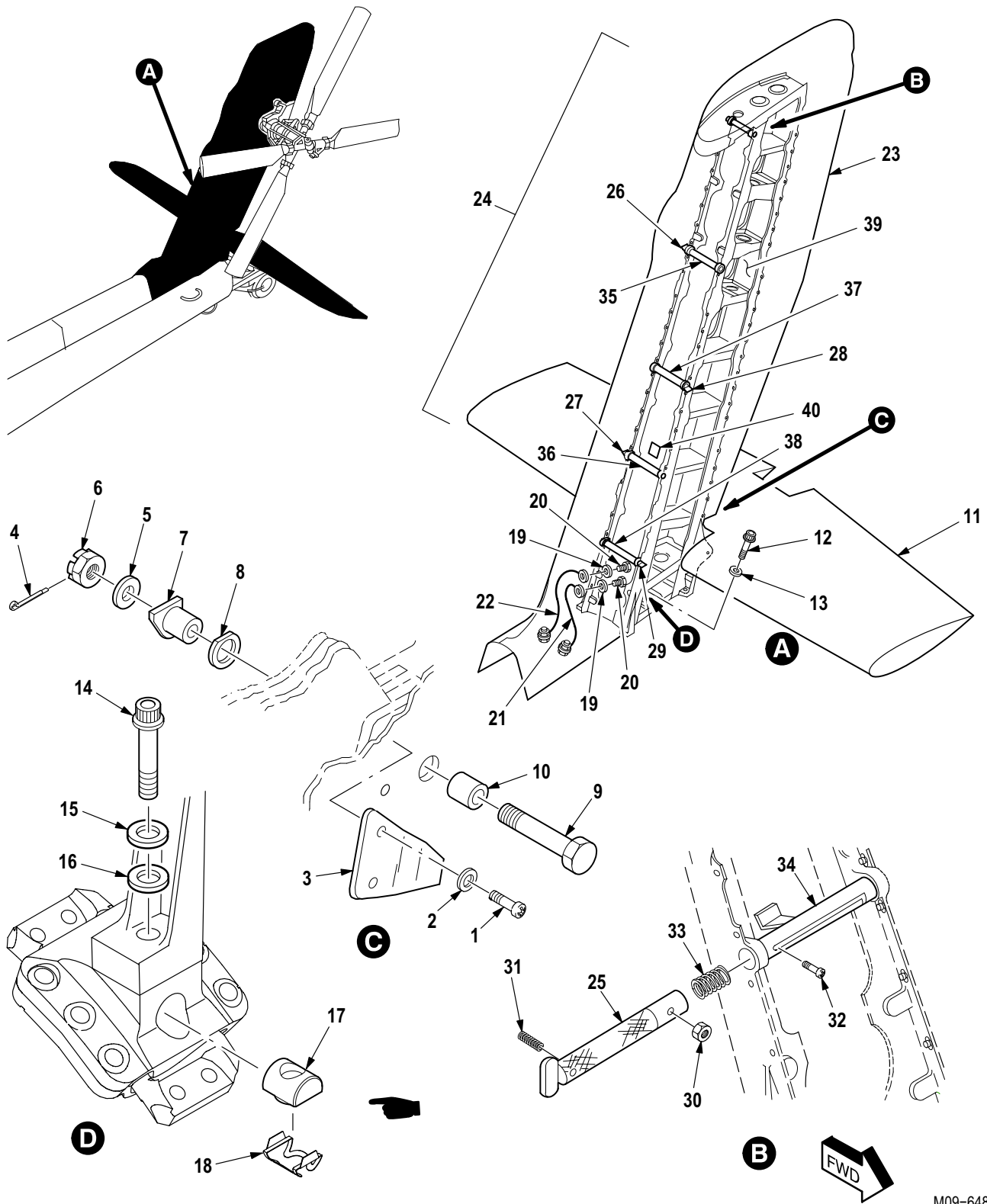
END OF FIGURE



M09-1401

Figure 125A. Group 02 Skin Instl FS515
7-51 1114180-15 A/C With MWO 1-1520-238-55-11 Incorporated

(1) ITEM NO.	(2) SMR CODE	(3) CAGE	(4) PART NUMBER	(5) DESCRIPTION AND USABLE ON CODE (UOC)	(6) QTY
				Group 02 Airframe Fig. 125A Skin Instl FS515 7-51 1114180-15 A/C With MWO 1-1520-238-55-11 Incorporated See Fig. 124 for Breakdown	
1	PAOZZ	02731	HS5602-5-3	• Pin Rivet, Threaded	10
2	PAOZZ	02731	HS5602-5-2	• Pin Rivet, Threaded	9
3	PAOZZ	02731	HS5602-5-4	• Pin Rivet, Threaded	2
4	PAOZZ	02731	HS5582-5	• Collar, Pin Rivet, Th	14
5	PAOZZ	96906	MS21206-C4	• Washer, Recessed	1
6	PAOZZ	80205	NAS1149D0416K	• Washer, Flat	1
7	PAOZZ	8V613	HS5476-04006	• Bolt, Tension, Steel	1
8	PAOZZ	80205	NAS578-4B	• Retainer, Nut and Bo	1
9	PAOZZ	80205	NAS577B4A	• Nut, Self-Locking, Ba	1
10	PAOZZ	02731	HS4592-1D6-8	• Bracket, Angle	1
11	MOOZZ	02731	7-31 1114186-39	• Doubler	1
12	MOOZZ	02731	7-31 1114186-41	• Doubler	1
13	MOOZZ	02731	7-31 1114186-45	• Doubler	1
14	PAOZZ	96906	MS21075L3	• Nut, Self Locking, Pl	1
15	PAOZZ	02731	HS5602-5-7	• Pin Rivet, Threaded	2
16	PAOZZ	02731	HS5602-5-6	• Pin Rivet, Threaded	1
END OF FIGURE					

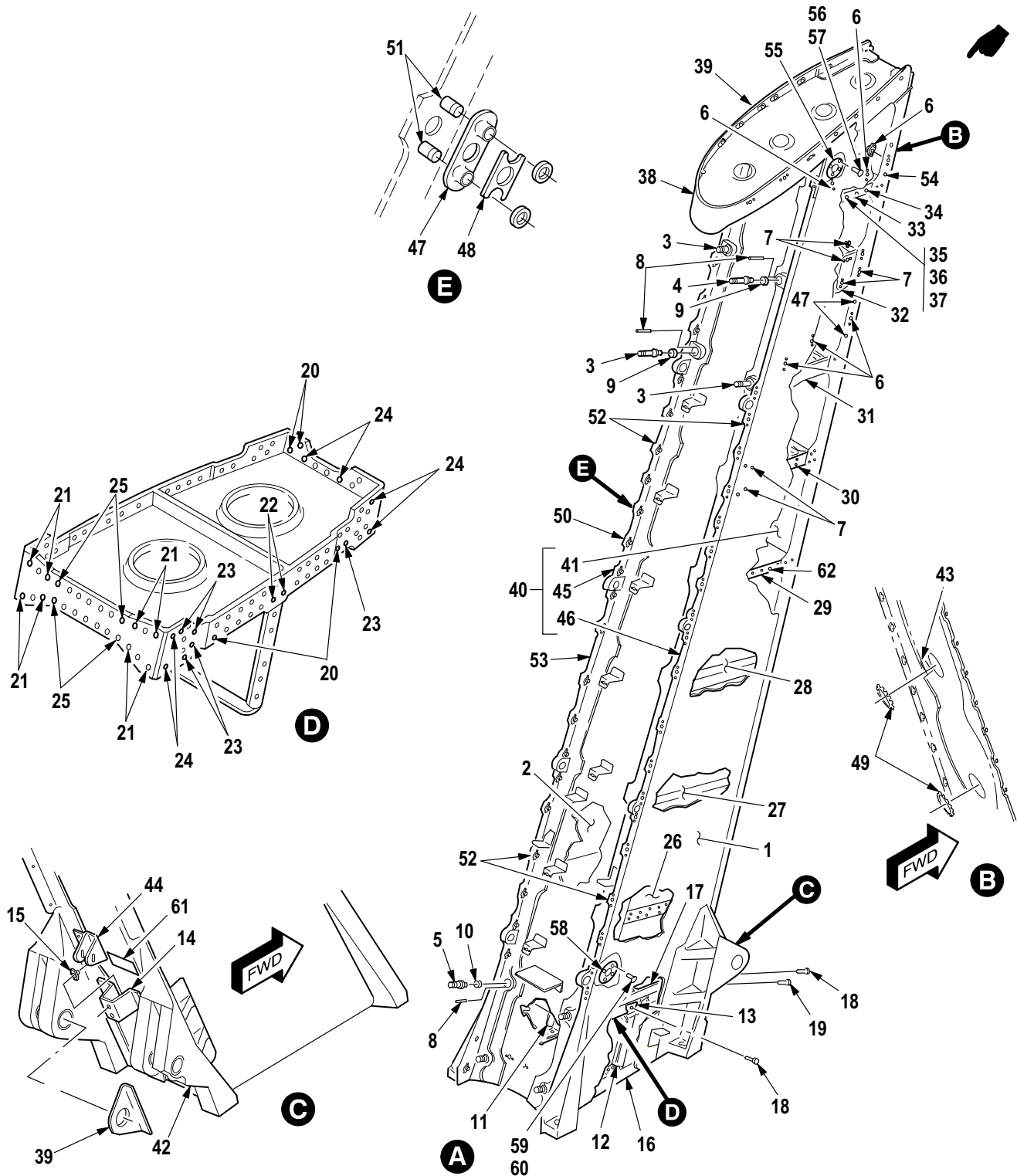


M09-648D

Figure 126. Group 02 Empennage Installation
7-31 1120600

(1) ITEM NO.	(2) SMR CODE	(3) CAGE	(4) PART NUMBER	(5) DESCRIPTION AND USABLE ON CODE (UOC)	(6) QTY
				Group 02 Airframe Fig. 126 Empennage Installation 7-31 1120600	
1	PAOZZ	80205	NAS623-3-4	• Screw, Machine	4
2	PAOZZ	80205	NAS1149C0363B	• Washer, Flat	4
3	PAOZZ	02731	7-31 1120607	• Plate, Structural, Ai	2
4	PAOZZ	96906	MS24665-374	• Pin, Cotter	2
5	PAOZZ	88044	AN960XC1416L	• Washer, Flat	2
6	PAOZZ	88044	AN320C14	• Nut, Plain, Slotted, H	2
7	PAOZZ	02731	7-31 1120608-3	• Spacer, Sleeve	2
8	PAOZZ	02731	7-31 1120606-3	• Shim	2
9	PAOZZ	02731	7-31 1120601-7	• Bolt, Shoulder	2
10	PAOZZ	02731	7-31 1120609	• Spacer	2
11	PAODD	02731	7-31 1123600	• Stabilator Assembly (See Figs. 134 thru 136 for Breakdown)	1
12	PAOZZ	02731	HS5482-8-20	• Bolt, Shear	4
13	PAOZZ	96906	MS20002C8	• Washer, Recessed	4
14	PAOZZ	8V613	HS5798-9-24	• Bolt, Close Toleranc A/C With MWO 1-1520-238-55-11 Incorporated	4
15	PAOZZ	8V613	HS6030-01	• Washer, Countersunk A/C With MWO 1-1520-238-55-11 Incorporated	4
16	PAOZZ	8V613	HS6030P01	• Washer, Flat A/C With MWO 1-1520-238-55-11 Incorporated	2
17	PAOZZ	02731	HS5813-9	• Nut, Self-Locking, Ba A/C With MWO 1-1520-238-55-11 Incorporated	4
18	PAOZZ	02731	HS6067-9	• Retainer, Floating B A/C With MWO 1-1520-238-55-11 Incorporated	4
19	PAOZZ	80205	NAS1149D0363J	• Washer, Flat A/C With MWO 1-1520-238-55-11 Incorporated	8
20	PAOZZ	96906	MS21046C3	• Nut, Self-Locking, He A/C With MWO 1-1520-238-55-11 Incorporated	4
21	PAOZZ	96906	MS25083-6BB1 1	• Jump Assy, Electric A/C With MWO 1-1520-238-55-11 Incorporated	1
22	PAOZZ	96906	MS25083-6BB15	• Jump Assy, Electric A/C With MWO 1-1520-238-55-11 Incorporated	1
23	XDOFF	02731	7-31 1122600-9	• Stabilizer, Vertical (See Figs. 129 thru 133 for Further Breakdown)	1
23	XDOFF	02731	7-31 1122600-13	• Stabilizer, Vertical (See Figs. 129 thru 133 for Further Breakdown) A/C With MWO 1-1520-238-55-11 Incorporated	1
24	XCOOO	02731	7-31 1122650	• Steps, Handhold Inst	1
25	PAOZZ	02731	7-31 1122652-23	••• Tube Assembly, Metal	1
26	PAOZZ	02731	7-31 1122652-27	••• Tube Assembly, Metal	1
27	PAOZZ	02731	7-31 1122652-25	••• Tube Assembly, Metal	1
28	PAOZZ	02731	7-31 1122652-29	••• Tube Assembly, Metal	1
29	PAOZZ	02731	7-31 1122652-31	••• Tube Assembly, Metal	1
30	XDOZZ	80205	NAS1330C3K116	•••• Nut, Plain, Blind Riv	1
31	XDOZZ	80205	NAS561C5-16	•••• Pin, Spring	1
32	PAOZZ	96906	MS27039C1-09	••• Screw, Machine	5
33	PAOZZ	02731	HS4953-074-12S	••• Spring, Helical, Comp	5
34	XDOZZ	02731	7-31 1122651-3	••• Tube	1
35	XDOZZ	02731	7-31 1122651-1 1	••• Tube	1
36	XDOZZ	02731	7-31 1122651-7	••• Tube	1
37	XDOZZ	02731	7-31 1122651-5	••• Tube	1

(1) ITEM NO.	(2) SMR CODE	(3) CAGE	(4) PART NUMBER	(5) DESCRIPTION AND USABLE ON CODE (UOC)	(6) QTY
38	XDOZZ	02731	7-31 1122651-9	... Tube	1
39	PAOFF	02731	7-31 1122601-33	.. Spar, Aircraft (See Fig. 127 for Breakdown) (Usbl Eff 82-23355 thru 88-0199)	1
39	PAOFF	02731	7-31 1122601-603	.. Spar, Aircraft (See Fig. 127 for Breakdown) (Usbl Eff 82-23355 thru 88-0199) A/C With MWO 1-1520-238-55-11 Incorporated	1
40	XDOZZ	96906	MS27253-F1	.. Plate, Ident	1
END OF FIGURE					

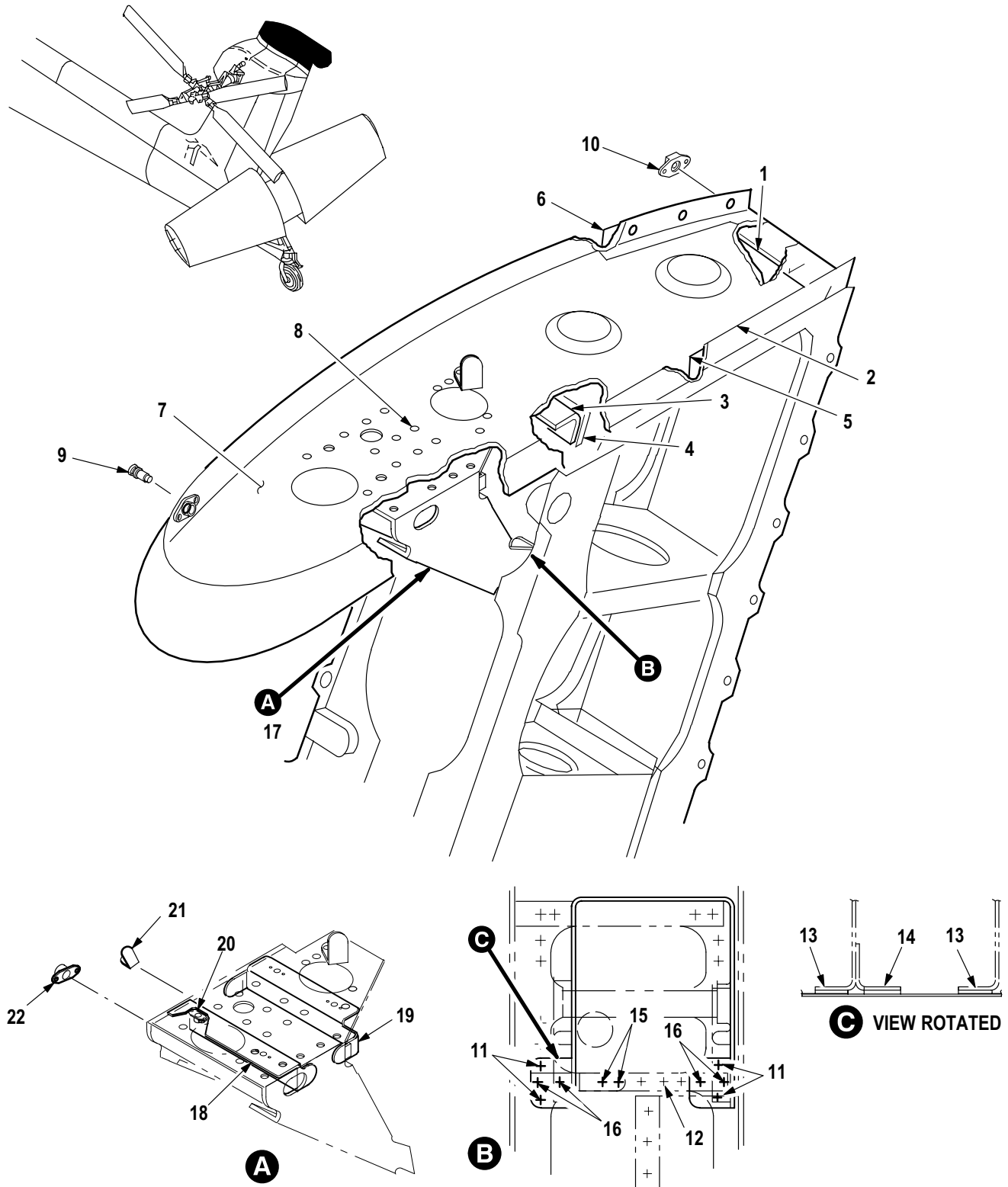


M09-649P

Figure 127. Group 02 Spar Box Assembly, Vertical Stabilizer
 7-31 1122601-33 7-311122601-603
 A/C With MWO 1-1520-238-55-11 Incorporated (Usbl Eff 82-23355 thru 88-0199)

(1) ITEM NO.	(2) SMR CODE	(3) CAGE	(4) PART NUMBER	(5) DESCRIPTION AND USABLE ON CODE (UOC)	(6) QTY
				Group 02 Airframe Fig. 127 Spar Box Assembly, Vertical Stabilizer 7-31 1122601-33 7-31 1122601-603 A/C With MWO 1-1520-238-55-11 Incorporated (Usbl Eff 82-23355 thru 88-0199) See Fig. 126 for NHA	
1	XDFZZ	02731	7-31 1122601-3	• Skin, Lr	1
2	XDFZZ	02731	7-31 1122601-4	• Skin, Aircraft	1
3	PAOZZ	02731	HS4449-5SN	• Stud, Locked In	3
4	PAOZZ	02731	HS4449-6SN	• Stud, Locked In	1
5	PAOZZ	02731	HS4449-4SN	• Stud, Locked In	4
6	PAOZZ	80205	MS21075L3E	• Nut, Self-Locking, Pl	6
7	PAOZZ	96906	MS21075L5	• Nut, Self-Locking, Pl	8
8	PAOZZ	02731	HS18-0960-008	• Pin, Straight, Headle	8
9	PAFZZ	02731	HS5516-7	• Bushing, Sleeve (Oversize Bushing for P/N 7-311122601-7)	4
9	PAFZZ	02731	HS5516-8	• Bushing, Sleeve (Oversize Bushing for P/N 7-311122601-7)	4
9	PAFZZ	02731	7-31 1122601-7	• Bushing, Sleeve	4
10	PAFZZ	8V613	HS5516-5	• Bushing, Sleeve (Oversize Bushing for P/N 7-311122601-5)	4
10	PAFZZ	02731	HS5516-6	• Bushing, Sleeve (Oversize Bushing for P/N 7-311122601-5)	4
10	PAFZZ	02731	7-31 1122601-5	• Bushing, Sleeve	4
11	XDFZZ	02731	7-31 1122601-15	• Stiffener	1
12	XDFZZ	02731	7-31 1122601-16	• Stiffener	1
13	XDFZZ	02731	7-31 1122601-17	• Clip	2
14	PAOOO	02731	7-31 1122624-5	• Bracket Assy, Stabil	1
15	PAOZZ	80205	MS21075L3E	• Nut, Self-Locking, Pl	2
16	XDFZZ	02731	7-21 1122606	• Rib	1
17	XDFZZ	02731	7-31 1122607	• Rib	1
18	PAFZZ	02731	HS4862-5E8	• Rivet, Solid	4
19	PAFZZ	02731	HS4862-5E9	• Rivet, Solid	6
20	PAOZZ	02731	HS4862-5E7	• Rivet, Solid	22
21	PAOZZ	02731	HS5156-5E10	• Rivet, Solid	12
22	PAOZZ	02731	HS4862-6E13	• Rivet, Solid	8
23	PAOZZ	02731	HS4862-5E11	• Rivet, Solid	9
24	PAOZZ	02731	HS4862-5E12	• Rivet, Solid	3
25	PAOZZ	02731	HS5156-5E7	• Rivet, Solid	14
26	XDFZZ	02731	7-31 1122608	• Rib	1
27	XDFZZ	02731	7-21 1122609	• Rib	1
28	XDFZZ	02731	7-21 1122610	• Rib	1
29	XDFZZ	02731	7-21 1122611	• Rib	1
30	XDFZZ	02731	7-21 1122612	• Rib	1
31	XDFZZ	02731	7-21 1122613	• Rib	1
32	XDFZZ	02731	7-21 1122614	• Rib	1
33	XDFZZ	02731	7-21 1122615	• Rib	1
34	PAFZZ	02731	HS4862-5E8	• Rivet, Solid	4
35	PAFZZ	02731	HS4862-5E6	• Rivet, Solid	15
36	PAFZZ	02731	HS4862-5E9	• Rivet, Solid	2
37	PAFZZ	02731	7-21 1122615-3	• Rib	1
38	XDFFF	02731	7-31 1122616-603	• Rib (See Fig. 128 for Breakdown)	1

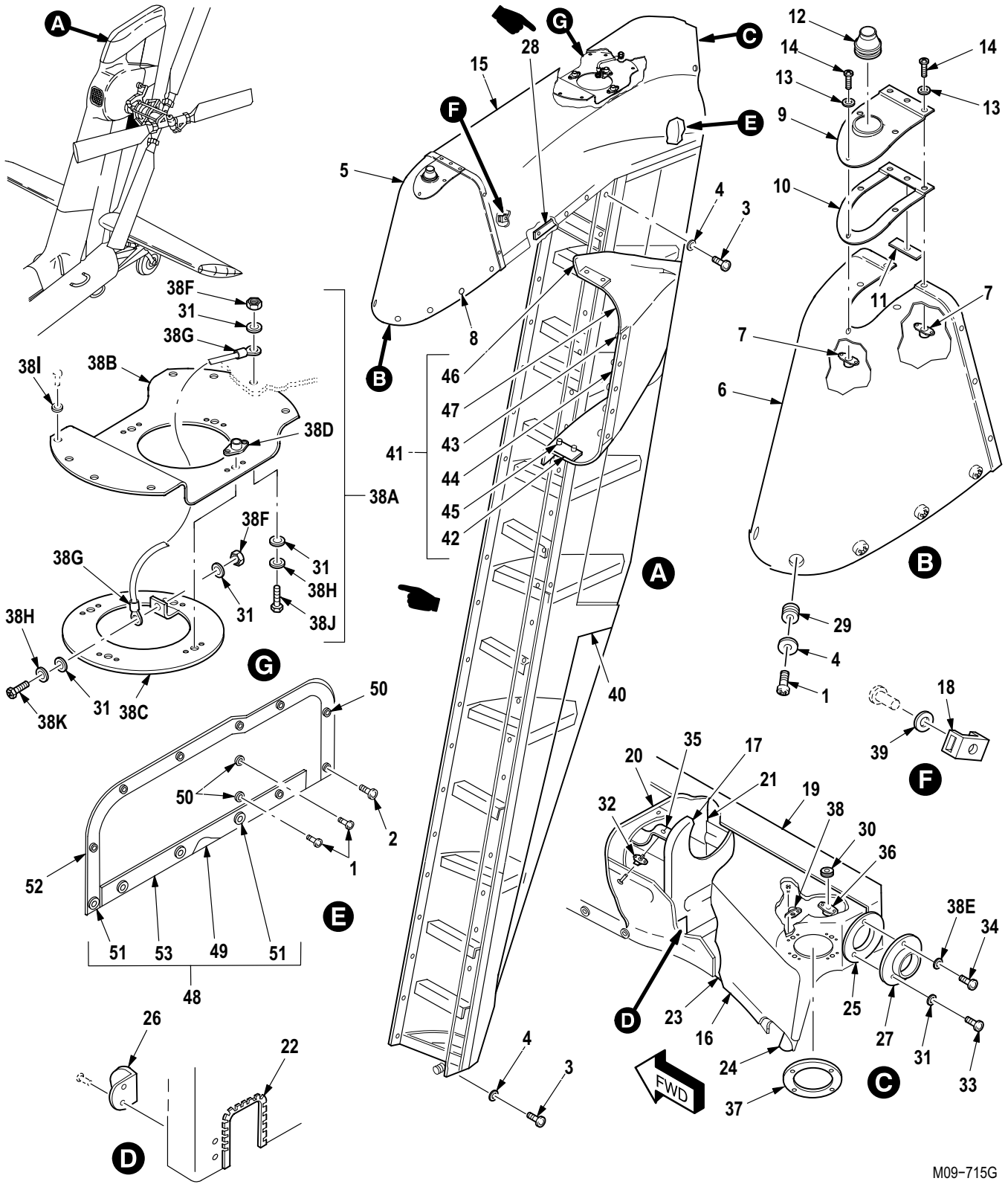
(1) ITEM NO.	(2) SMR CODE	(3) CAGE	(4) PART NUMBER	(5) DESCRIPTION AND USABLE ON CODE (UOC)	(6) QTY
39	PAFZZ	02731	7-31 1122601-39	• Bracket, Angle	2
40	XAOFF	02731	7-31 1122604-17	• Spar Assy A/C With MWO 1-1520-238-55-11 Incorporated	1
40	XAOFF	02731	7-31 1122604-11	• Spar Assy	1
41	XDFZZ	02731	7-31 1122604-13	•• Web	1
42	XDFZZ	02731	7-31 1122604-5	•• Stiffener	1
43	PAOZZ	88044	AN743Z13	•• Bracket, Angle	1
44	PAOZZ	02731	7-31 1122619	•• Bracket, Stabilizer	1
45	XDFZZ	02731	7-31 1122605-3	•• Spar Cap RH	1
45	XDFZZ	02731	7-31 1122605-13	•• Spar Cap RH A/C With MWO 1-1520-238-55-11 Incorporated	1
46	XDFZZ	02731	7-31 1122605-5	•• Spar Cap LH	1
46	XDFZZ	02731	7-31 1122605-15	•• Spar Cap LH A/C With MWO 1-1520-238-55-11 Incorporated	1
47	PAOZZ	02731	7-31 1122604-7	•• Spacer, Plate	56
48	PAOZZ	80205	MS21075L3E	•• Nut, Self-Locking, PI	72
49	PAOZZ	96906	MS21266-1N	•• Grommet, Nonmetallic	2
50	PAOZZ	02731	HS4862-5E9	•• Rivet, Solid	4
51	PAOZZ	99551	2881003-4	•• Rivet, Solid	146
52	PAOZZ	02731	HS4862-5E7	•• Rivet, Solid A/C With MWO 1-1520-238-55-11 Incorporated	124
53	XAOFF	02731	7-31 1122602-601	• Spar Assy (See Fig. 130 for Breakdown)	1
53	XAOFF	02731	7-31 1122602-607	• Spar Assy (See Fig. 130 for Breakdown) A/C With MWO 1-1520-238-55-11 Incorporated	1
54	PAOZZ	02731	HS4545-5-5	• Rivet, Solid	4
55	PAOZZ	02731	HS5199-0003	• Receptacle, Quick Re	2
56	PAOZZ	02731	HS5605-6-7	• Rivet, Threaded	8
57	PAOZZ	02731	HS5582-6	• Collar, Pin-Rivet, Th	8
58	PAOZZ	02731	HS5199-0002	• Receptacle, Quick Re	2
59	PAOZZ	02731	HS5605-6-10	• Pin-Rivet, Threaded	8
60	PAOZZ	02731	HS5582-6	• Collar, Pin-Rivet, Th	8
61	XDOZZ	02731	HS4951-1	• Plate, Identificati	1
62	PAOZZ	02731	HS4862-5E10	• Rivet, Solid	4
END OF FIGURE					



M09-1329

Figure 128. Group 02 Bracket Assembly, Upper Closing Rib, Vertical Stabilizer
7-31 1122616-603

(1) ITEM NO.	(2) SMR CODE	(3) CAGE	(4) PART NUMBER	(5) DESCRIPTION AND USABLE ON CODE (UOC)	(6) QTY
				Group 02 Airframe Fig. 128 Bracket Assembly, Upper Closing Rib, Vertical Stabilizer 7-31 1122616-603 See Fig. 127 for NHA	
1	XDFZZ	02731	7-31 1122616-5	• Bracket, Angle	1
2	XDFZZ	02731	7-31 1122616-7	• Strip, Rib	1
3	XDFZZ	02731	7-31 1122616-9	• Bracket, Angle	1
4	MFFZZ	02731	7-31 1122616-11	• Spacer	1
5	MFFZZ	02731	7-31 1122616-13	• Bracket, Angle	1
6	MFFZZ	02731	7-31 1122616-15	• Bracket, Angle	1
7	XDFFF	02731	7-31 1122616-23	• Rib Assembly	1
8	PAFZZ	80205	MS21075L3E	• Nut, Self-Locking, PI	6
9	PAFZZ	02731	HS4430-1	• Receptacle, Turnlock	9
10	PAFZZ	80205	MS21075L3E	• Nut, Self-Locking, PI	18
11	PAFZZ	02731	HS4862-5E8	• Rivet, Solid	8
12	PAFZZ	02731	HS4862-5E6	• Rivet, Solid	6
13	PAFZZ	02731	7-31 1122616-25	• Shim	2
14	PAFZZ	02731	7-31 1122616-27	• Shim	1
15	PAFZZ	02731	HS4862-5E7	• Rivet, Solid	2
16	PAFZZ	02731	HS4862-5E9	• Rivet, Solid	1
17	XDFFF	8V613	7-31 1122618-1	• Bracket Assy, Upper	1
18	XDFZZ	8V613	7-31 1122618-5	• Stiffener	1
19	XDFZZ	8V613	7-31 1122618-7	• Stiffener	1
20	PAFZZ	96906	MS21075L3N	• Nut, Self-Locking, PI	4
21	PAFZZ	8V613	7-31 1122618-9	• Clip, Spring Tension	1
22	PAFZZ	96906	MS21072L3	• Nut, Self-Locking, PI	1
END OF FIGURE					

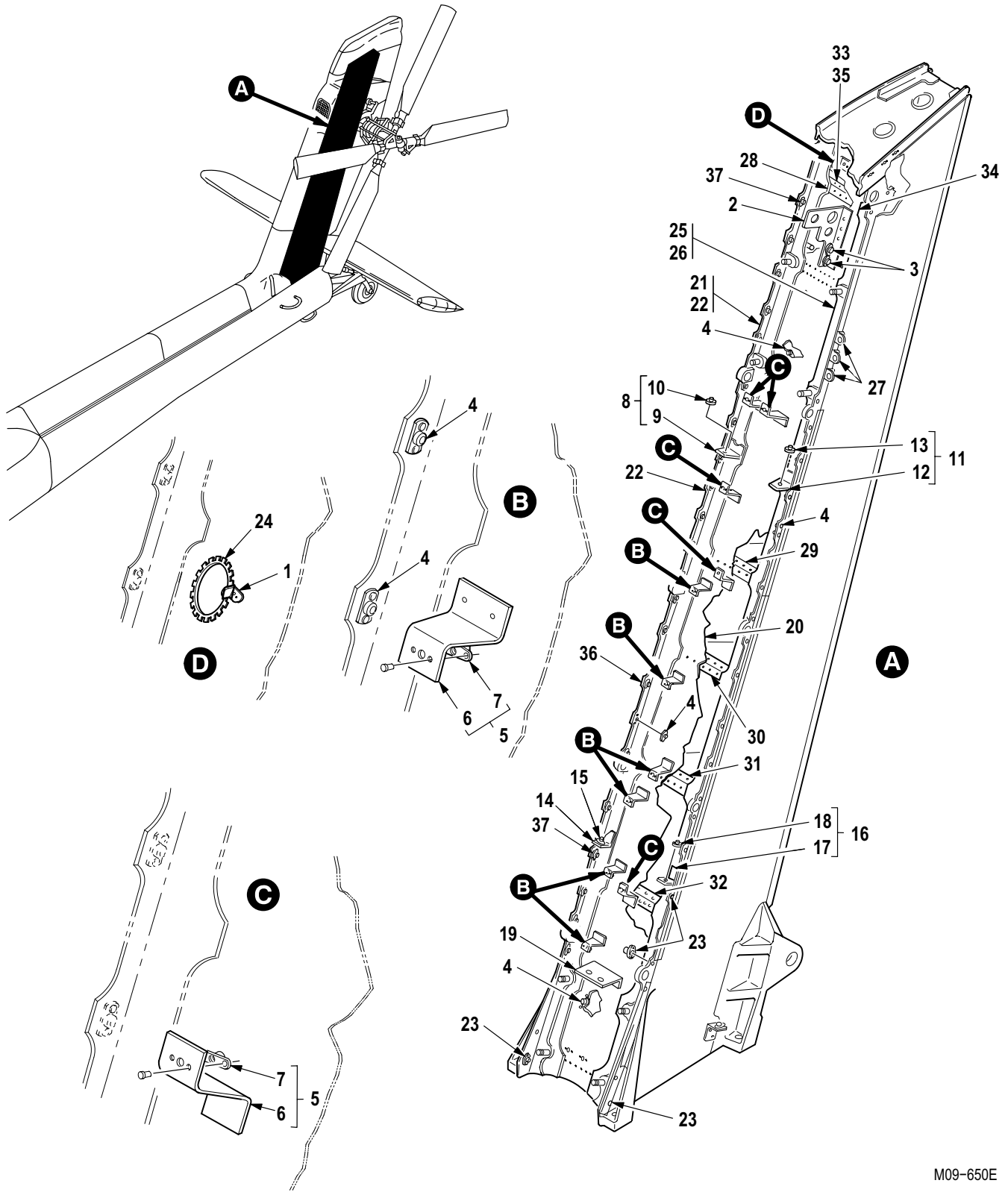


M09-715G

Figure 129. Group 02 Stabilizer, Vertical Tip and Antenna Trailing Edge Assembly
7-31 1122600-9
7-31 1122600-13 A/C With MWO 1-1520-238-55-11 Incorporated

(1) ITEM NO.	(2) SMR CODE	(3) CAGE	(4) PART NUMBER	(5) DESCRIPTION AND USABLE ON CODE (UOC)	(6) QTY
				Group 02 Airframe Fig. 129 Stabilizer, Vertical Tip and Antenna Trailing Edge Assembly 7-31 1122600-9 7-31 1122600-13 A/C With MWO 1-1520-238-55-11 Incorporated See Fig. 126 for NHA	
1	PAOZZ	80205	NAS1403-2	• Screw, Machine	15
2	PAOZZ	80205	NAS1403-3	• Screw, Machine	12
3	PAOZZ	80205	NAS623-3-6	• Screw, Machine	56
4	PAOZZ	88044	AN960JD10L	• Washer, Flat	83
5	XDOOO	02731	7-31 1122640-87	• Tip Assy	1
5	XDOOO	02731	7-31 1122640-143	• Tip Assy A/C With MWO 1-1520-238-50-49 Incorporated	1
6	XDOOO	02731	7-31 1122640-111	•• Tip Assy FWD	1
7	PAOZZ	96906	MS21075-L3	••• Nut, Self-Locking, Pl	3
8	PAOZZ	02731	HS4874-4B3A	••• Grommet, Metallic	12
9	XDOOO	02731	7-31 1122640-119	•• Seal Cap Assembly	1
10	MOOZZ	02731	7-31 1122640-121	••• Seal	1
11	MOOZZ	02731	7-31 1122640-123	••• Seal	1
12	PAOZZ	8V613	HS5805-1	••• Grommet, Nonmetallic	1
13	PAOZZ	88044	AN960JD10L	•• Washer, Flat	10
14	PAOZZ	80205	NAS603-9P	•• Screw, Machine	10
15	XDOOO	02731	7-31 1122640-89	•• Tip Assy AFT	1
15	XDOOO	02731	7-31 1122640-141	•• Tip Assy AFT A/C With MWO 1-1520-238-50-49 Incorporated ...	1
16	XAOOO	02731	7-31 1122640-91	••• Skin Assy LH	1
17	XDOZZ	02731	7-31 1122640-145	•••• Ground, Elec	1
18	PAOZZ	02731	HS4271-2S8	••• Mounting Base, Tiedo	1
19	XAOOO	02731	7-31 1122640-101	••• Skin Assy RH	1
20	XDOZZ	02731	7-31 1122640-57	•••• Ground, Elec	1
21	XDOZZ	02731	7-31 1122640-85	••• Frame	1
22	PAOZZ	96906	MS21266-1N	••• Grommet, Nonmetallic	V
23	XDOZZ	02731	7-31 1122640-23	••• Rib	1
24	XDOZZ	02731	7-31 1122640-25	••• Splice	1
25	XDOZZ	02731	7-31 1122640-35	••• Plate	1
26	XDOZZ	02731	HS4592-1D6-6	••• Bracket, Angle	1
27	XDOZZ	02731	7-31 1122643	••• Bracket, Mounting	1
28	XDOZZ	02731	7-31 1122640-81	••• Doubler	1
29	PAOZZ	02731	HS4874-4B3A	••• Grommet, Metallic	3
30	PAOZZ	02731	HS4874-2B1A	••• Grommet, Metallic	1
31	PAOZZ	88044	AN960JD10L	••• Washer, Flat	3
32	PAOZZ	80205	MS21075L3E	••• Nut, Self-Locking, Pl	11
33	PAOZZ	80205	NAS623-3-2	••• Screw, Machine	2
34	PAOZZ	80205	NAS623-3-3	••• Screw, Machine	1
35	MOOZZ	02731	7-31 1122640-69	••• Bracket	1
36	PAOZZ	96906	MS21075-3	••• Nut, Self-Locking, Pl	9
37	XDOZZ	02731	7-31 1122640-37	••• Plate	2
38	PAOZZ	96906	MS21069-06	••• Nut, Self-Locking, Pl	8
38A	XDOOO	8V613	7-51 1120602-1	••• Mount Assy A/C With MWO 1-1520-238-50-49 Incorporated ..	1
38B	XDOZZ	8V613	7-51 1120604-1	•••• Mount, AFT Tipcap A/C With MWO 1-1520-238-50-49 Incorporated .	1

(1) ITEM NO.	(2) SMR CODE	(3) CAGE	(4) PART NUMBER	(5) DESCRIPTION AND USABLE ON CODE (UOC)	(6) QTY
38C	XDOZZ	8V613	7-51 1120603-1 Spacer AFT Tipcap A/C With MWO 1-1520-238-50-49 Incorporated .	1
38D	PAOZZ	80205	MS21075L3 Nut, Self-Locking, Pl A/C With MWO 1-1520-238-50-49 Incorporated .	4
38E	PAOZZ	88044	AN960JD4	... Washer, Flat A/C With MWO 1-1520-238-50-49 Incorporated ..	6
38F	PAOZZ	80205	MS21042L3	... Nut, Self-Locking, Ex A/C With MWO 1-1520-238-50-49 Incorporated ..	2
38G	PAOZZ	02731	HS5509-05-BB	... Lead, Electrical A/C With MWO 1-1520-238-50-49 Incorporated ..	1
38H	PAOZZ	02731	HS304-10	... Washer, Lock A/C With MWO 1-1520-238-50-49 Incorporated ..	2
38I	PAOZZ	88044	AN960JD6L	... Washer, Flat A/C With MWO 1-1520-238-50-49 Incorporated ..	8
38J	PAOZZ	80205	NAS1096-3-7	... Screw, Machine A/C With MWO 1-1520-238-50-49 Incorporated ..	1
38K	PAOZZ	80205	NAS1096-3-8	... Screw, Machine A/C With MWO 1-1520-238-50-49 Incorporated ..	1
39	PAOZZ	88044	AN960JD8L	.. Washer, Flat	1
40	XDOOO	02731	7-31 1122630	. Antenna, Te Assy	1
41	XAOOO	02731	7-31 1122645	.. Fairing, Stabilizer,	1
42	XDOOO	02731	7-31 1122645-3	... Channel Assy	1
43	PAOZZ	80205	MS21075L3E Nut, Self-Locking, Pl	5
44	XDOOO	02731	7-31 1122645-5	... Channel Assy	2
45	PAOZZ	80205	MS21075L3E Nut, Self-Locking, Pl	2
46	MOOZZ	02731	7-31 1122645-13	... Strip	V
47	XDOZZ	02731	7-31 1122645-1 1	... Fairing	1
48	PAOFF	02731	7-31 1122654	. Door, Access	1
49	MFFZZ	02731	7-31 1122654-5	.. Filler	1
50	PAFZZ	02731	HS4874-4B2A	.. Grommet, Metallic	10
51	PAFZZ	02731	HS4874-4B6A	.. Grommet, Metallic	4
52	MFFZZ	02731	7-31 1122654-9	.. Seal	1
53	MFFZZ	02731	7-31 1122654-7	.. Strip, Chaffing	1
END OF FIGURE					

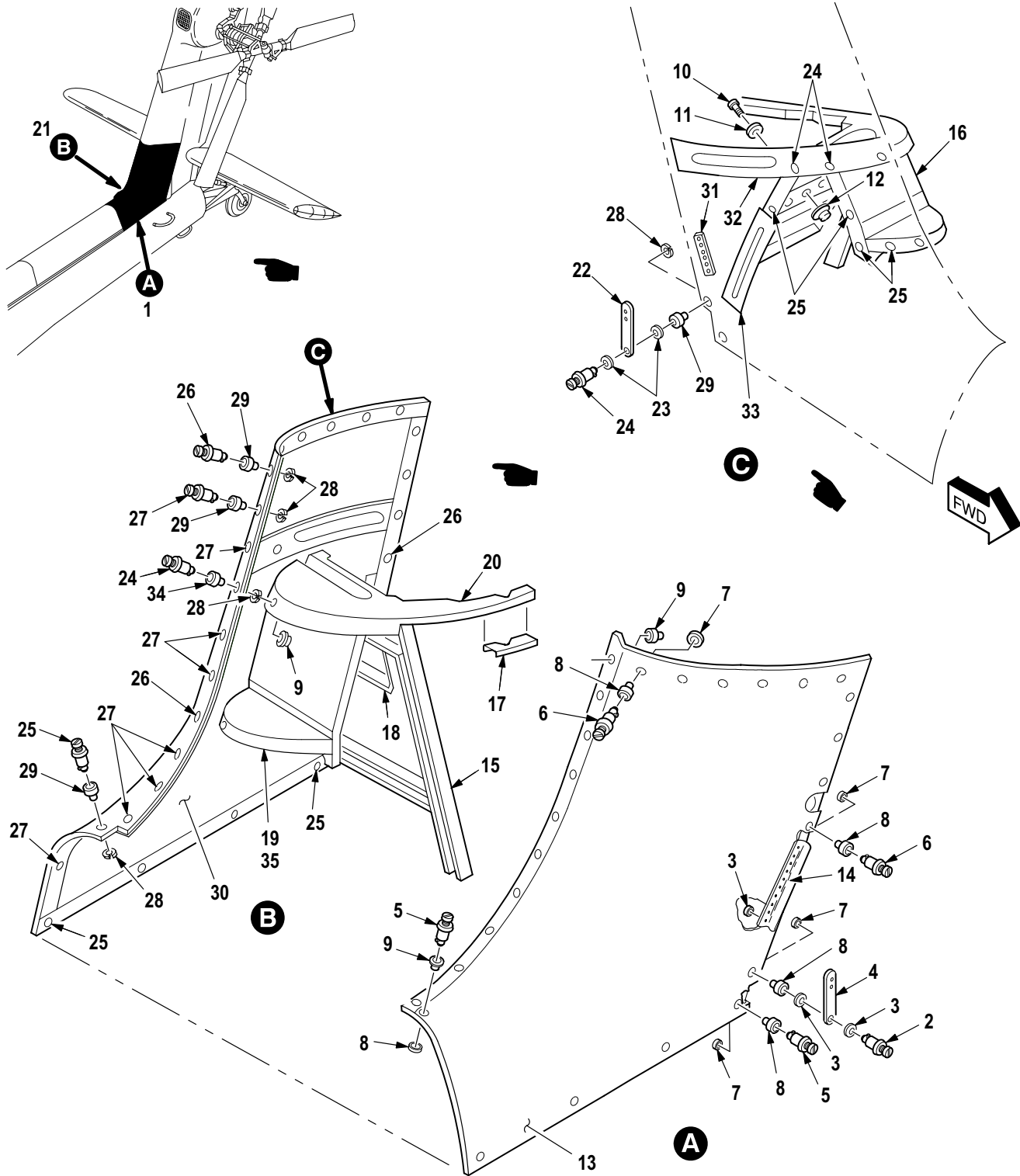


M09-650E

Figure 130. Group 02 Spar Assembly, Forward Vertical Stabilizer
7-31 1122602-601
7-31 1122602-607 A/C With MWO 1-1520-238-55-11 Incorporated

(1) ITEM NO.	(2) SMR CODE	(3) CAGE	(4) PART NUMBER	(5) DESCRIPTION AND USABLE ON CODE (UOC)	(6) QTY
				Group 02 Airframe Fig. 130 Spar Assembly, Forward Vertical Stabilizer 7-31 1122602-601 7-31 1122602-607 A/C With MWO 1-1520-238-55-11 Incorporated See Fig. 127 for NHA	
1	XDOZZ	88044	AN743Z13	• Bracket, Angle	1
2	XDOOO	02731	7-31 1122602-17	• Bracket Assy	1
3	PAOZZ	80205	MS21075L3E	•• Nut, Self-Locking, Pl	2
4	PAOZZ	80205	MS21075L3E	• Nut, Self-Locking, Pl	27
5	XDOOO	02731	7-31 1122602-33	• Support Assy	11
6	XDOZZ	02731	7-31 1122602-31	•• Support	1
7	PAOZZ	80205	MS21075L3E	•• Nut, Self-Locking, Pl	1
8	XDOOO	02731	7-31 1122602-26	• Bracket Assy	1
9	XDOZZ	02731	7-31 1122602-28	•• Angle	1
10	PAOZZ	80205	MS21075L3E	•• Nut, Self-Locking, Pl	1
11	PAOOO	02731	7-31 1122602-25	• Bracket Assy	1
12	XDOZZ	02731	7-31 1122602-27	•• Angle	1
13	PAOZZ	80205	MS21075L3E	•• Nut, Self-Locking, Pl	1
14	XDOOO	02731	7-31 1122602-21	• Bracket Assy	1
15	PAOZZ	80205	MS21075L3E	•• Nut, Self-Locking, Pl	1
16	XDOOO	02731	7-31 1122602-22	• Bracket Assy	1
17	XDOZZ	02731	7-31 1122602-24	•• Angle, FWD Stabilize	1
18	PAOZZ	80205	MS21075L3E	•• Nut, Self-Locking, Pl	1
19	XDFZZ	02731	7-31 1122602-35	• Angle	1
20	XDFZZ	02731	7-31 1122602-3	• Web	1
21	XDFFF	02731	7-31 1122603-17	• Spar Cap Assy	1
21	XDFFF	02731	7-31 1122603-29	• Spar Cap Assy A/C With MWO 1-1520-238-55-11 Incorporated	1
22	XDFZZ	02731	7-31 1122603-13	•• Cap, Spar	1
22	XDFZZ	02731	7-31 1122603-25	•• Cap, Spar A/C With MWO 1-1520-238-55-11 Incorporated	1
23	PAOZZ	81349	M83454/04-AA108	• Terminal, Stud	2
23	PAOZZ	02731	HS5899-04-1 10	• Terminal, Stud A/C With MWO 1-1520-238-55-11 Incorporated	2
24	PAOZZ	96906	MS21266-1T	• Grommet, Nonmetallic	1
25	XDFFF	02731	7-31 1122603-15	• Spar Cap Assy	1
25	XDFFF	02731	7-31 1122603-27	• Spar Cap Assy A/C With MWO 1-1520-238-55-11 Incorporated	1
26	XDFZZ	02731	7-31 1122603-1 1	•• Cap, Spar	1
26	XDFZZ	02731	7-31 1122603-23	•• Cap, Spar A/C With MWO 1-1520-238-55-11 Incorporated	1
27	PAOZZ	02731	HS4592-2D6-6	• Bracket, Angle	3
28	XDFZZ	02731	7-31 1122602-7	• Angle	1
29	XDFZZ	02731	7-31 1122602-9	• Angle	1
30	XDFZZ	02731	7-31 1122602-1 1	• Angle	1
31	XDFZZ	02731	7-31 1122602-13	• Angle	1
32	XDFZZ	02731	7-31 1122602-15	• Angle	1
33	PAFZZ	02731	HS4862-5E6	• Rivet, Solid	26
34	PAFZZ	02731	HS4862-5E7	• Rivet, Solid	238
35	PAFZZ	02731	HS4862-5E8	• Rivet, Solid	16

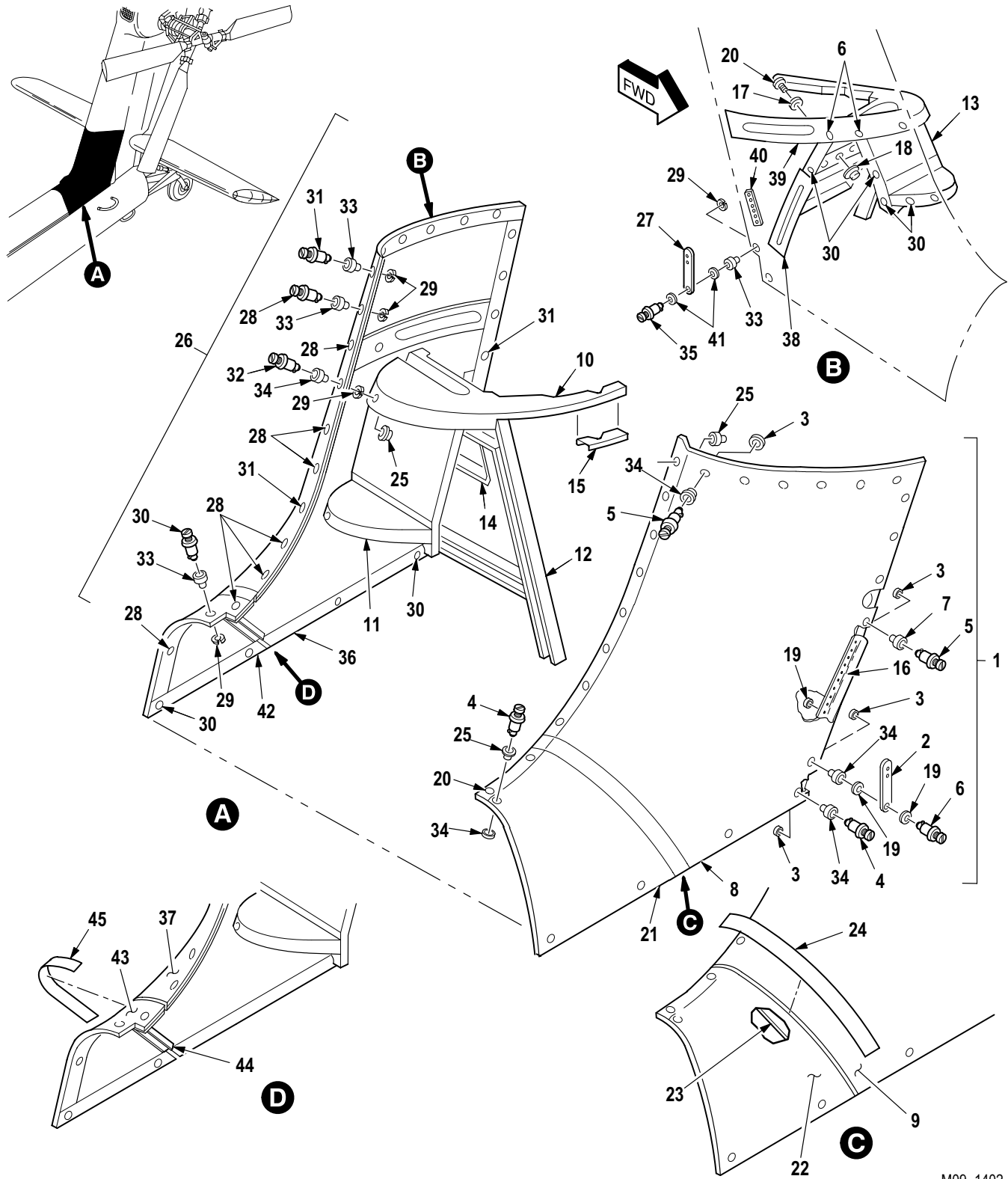
(1) ITEM NO.	(2) SMR CODE	(3) CAGE	(4) PART NUMBER	(5) DESCRIPTION AND USABLE ON CODE (UOC)	(6) QTY
36 37	XDFZZ PAOZZ	99551 02731	2881003-4 HS4430-1	<ul style="list-style-type: none"> • Rivet, Solid • Receptacle, Turnlock 	100 19
END OF FIGURE					



M09-6511

Figure 131. Group 02 Stabilizer, Vertical Lower Leading Edge Fairing Installation
7-31 1122600-9

(1) ITEM NO.	(2) SMR CODE	(3) CAGE	(4) PART NUMBER	(5) DESCRIPTION AND USABLE ON CODE (UOC)	(6) QTY
				Group 02 Airframe Fig. 131 Stabilizer, Vertical Lower Leading Edge Fairing Installation 7-31 1122600-9 See Fig. 126 for NHA	
1	XDOFF	02731	7-31 1122620-47	• Fairing Instl Assy	1
1	XDOFF	02731	7-31 1122620-57	• Fairing Instl Assy (See Fig. 131A for Breakdown) A/C With MWO 1520-238-55-11 Incorporated	1
2	PAOZZ	71286	26S8-8	• Stud Assembly, Turnl	1
3	PAOZZ	88044	AN960JD4L	• Washer, Flat	14
4	PAOZZ	02731	HS4499-3	• Ejector Spring, Turn	1
5	PAOZZ	71286	26S8-5	• Stud Assembly, Turnl	6
6	PAOZZ	71286	26S8-6	• Stud Assembly, Turnl	10
7	PAOZZ	02731	HS4432-1	• Washer, Split	17
8	PAOZZ	02731	HS4874-4B2A	• Grommet, Metallic	17
9	PAOZZ	02731	HS4430-1	• Receptacle, Turnlock	15
10	PAOZZ	80205	NAS603-7P	• Screw, Machine	3
11	PAOZZ	88044	AN960JD10L	• Washer, Flat	3
12	PAOZZ	80205	MS21075L3E	• Nut, Self-Locking, Pl	3
13	XDFZZ	02731	7-31 1122620-3	• Skin, Bonded LH	1
14	MFFZZ	02731	7-31 1122620-45	• Angle	1
15	XDFZZ	02731	7-31 1122620-37	• Baffle	1
16	XDFZZ	02731	7-31 1122620-13	• Baffle	1
17	XDFZZ	02731	7-31 1122620-23	• Doubler	1
18	XDFZZ	02731	7-31 1122620-21	• Panel	1
19	XDFZZ	02731	7-31 1122620-9	• Rib	1
20	XDFZZ	02731	7-31 1122620-41	• Rib	1
21	XDOFF	02731	7-31 1122620-48	• Fairing Instl Assy	1
21	XDOFF	02731	7-31 1122620-58	• Fairing Instl Assy (See Fig.131A for Breakdown) A/C With MWO 1-1520-238-55-11 Incorporated	1
22	PAOZZ	02731	HS4499-3	• Ejector Spring, Turn	1
23	PAOZZ	88044	AN960JD4L	• Washer, Flat	2
24	PAOZZ	71286	26S8-8	• Stud Assembly, Turnl	4
25	PAOZZ	71286	26S8-5	• Stud Assembly, Turnl	10
26	PAOZZ	71286	26S8-6	• Stud Assembly, Turnl	11
27	PAOZZ	02731	HS4431-4	• Stud Assembly, Turnl	7
28	PAOZZ	02731	HS4432-1	• Washer, Split	32
29	PAOZZ	02731	HS4874-4B2A	• Grommet, Metallic	29
30	XDFZZ	02731	7-31 1122620-5	• Skin, Bonded RH	1
31	XDFZZ	02731	7-31 1122620-27	• Retainer	1
32	XDFZZ	02731	7-31 1122620-17	• Doubler	1
33	XDFZZ	02731	7-31 1122620-43	• Doubler	1
34	PAOZZ	02731	HS4874-4B3A	• Grommet, Metallic	3
35	XDFZZ	02731	7-31 1122620-9	• Rib	1
END OF FIGURE					



M09-1402

Figure 131A. Group 02 Stabilizer, Vertical Lower Leading Edge Fairing Installation

(1) ITEM NO.	(2) SMR CODE	(3) CAGE	(4) PART NUMBER	(5) DESCRIPTION AND USABLE ON CODE (UOC)	(6) QTY
				Group 02 Airframe Fig. 131A Stabilizer, Vertical Lower Leading Edge Fairing Installation See Fig. 131 for NHA	
1	XDOFF	02731	7-31 1122620-57	• Fairing LH A/C With MWO 1-1520-238-55-11 Incorporated	1
2	PAOZZ	02731	HS4499-3	•• Ejector Spring, Turn	36
3	PAOZZ	02731	HS4432-1	•• Washer, Split	15
4	PAOZZ	71286	26S8-5	•• Stud Assembly, Turnll	6
5	PAOZZ	71286	26S8-6	•• Stud Assembly, Turnl	10
6	PAOZZ	71286	26S8-8	•• Stud Assembly, Turnl	1
7	PAOZZ	02731	HS4874-4B2A	•• Grommet, Metallic	17
8	PAOFF	02731	7-31 1122620-59	•• Fairing Assy LH Rea	1
9	XDFZZ	02731	7-31 1122620-49	••• Skin	1
10	XDFZZ	02731	7-31 1122620-41	••• Rib	1
11	XDFZZ	02731	7-31 1122620-9	••• Rib	9
12	XDFZZ	02731	7-31 1122620-53	••• Baffle	1
13	XDFZZ	02731	7-31 1122620-13	••• Baffle	1
14	XDFZZ	02731	7-31 1122620-21	••• Panel	1
15	XDFZZ	02731	7-31 1122620-23	••• Doubler	1
16	XDFZZ	02731	7-31 1122620-45	••• Angle	1
17	PAFZZ	80205	NAS1149D0332J	••• Washer, Flat	3
18	PAFZZ	80205	MS21075L3E	••• Nut, Self-Locking, Pl	3
19	PAFZZ	80205	NAS1149DN416J	••• Washer, Flat	15
20	PAFZZ	80205	HS603-7P	••• Screw, Machine	3
21	PAOFF	02731	7-31 1122620-61	•• Fairing Assy LH FWD	1
22	XDFZZ	02731	7-31 1122620-63	••• Skin	1
23	XDFZZ	02731	7-31 1122620-67	••• Stiffener	1
24	PAFZZ	02731	7-31 1122620-71	•• Seal	1
25	PAOZZ	02731	HS4430-1	•• Receptacle, Turnlock	15
26	XDOFF	02731	7-31 1122620-58	• Fairing Instl Assy A/C With MWO 1-1520-238-55-11 Incorporated	1
27	PAOZZ	02731	HS4499-3	•• Ejector Spring, Turn	1
28	PAOZZ	02731	HS4431-4	•• Stud Assembly, Turnl	4
29	PAOZZ	02731	HS4432-1	•• Washer, Split	32
30	PAOZZ	71286	26S8-5	•• Stud Assembly, Turnll	5
31	PAOZZ	71286	26S8-6	•• Stud Assembly, Turnl	18
32	PAOZZ	71286	26S8-8	•• Stud Assembly, Turnl	4
33	PAOZZ	02731	HS4874-4B2A	•• Grommet, Metallic	29
34	PAOZZ	02731	HS4874-4B3A	•• Grommet, Metallic	3
35	PAOZZ	02731	HS4431-7	•• Stud Assembly, Turnl	1
36	PAOFF	02731	7-31 1122620-60	•• Fairing RH Rear A/C With MWO 1-1520-238-55-11 Incorporated	1
37	XDFZZ	02731	7-31 1122620-51	••• Skin	1
38	XDFZZ	02731	7-31 1122620-55	••• Doubler	1
39	XDFZZ	02731	7-31 1122620-17	••• Doubler	1
40	XDFZZ	02731	7-31 1122620-27	••• Retainer	1
41	PAFZZ	80205	NAS1149DN416J	••• Washer, Flat	2
42	PAOFF	02731	7-31 1122620-62	•• Fairing RH FWD	1
43	XDFZZ	02731	7-31 1122620-65	••• Skin	1

(1) ITEM NO.	(2) SMR CODE	(3) CAGE	(4) PART NUMBER	(5) DESCRIPTION AND USABLE ON CODE (UOC)	(6) QTY
44	XDFZZ	02731	7-31 1122620-69	... Stiffener	1
45	PAFZZ	02731	7-31 1122620-71	.. Seal	1
END OF FIGURE					

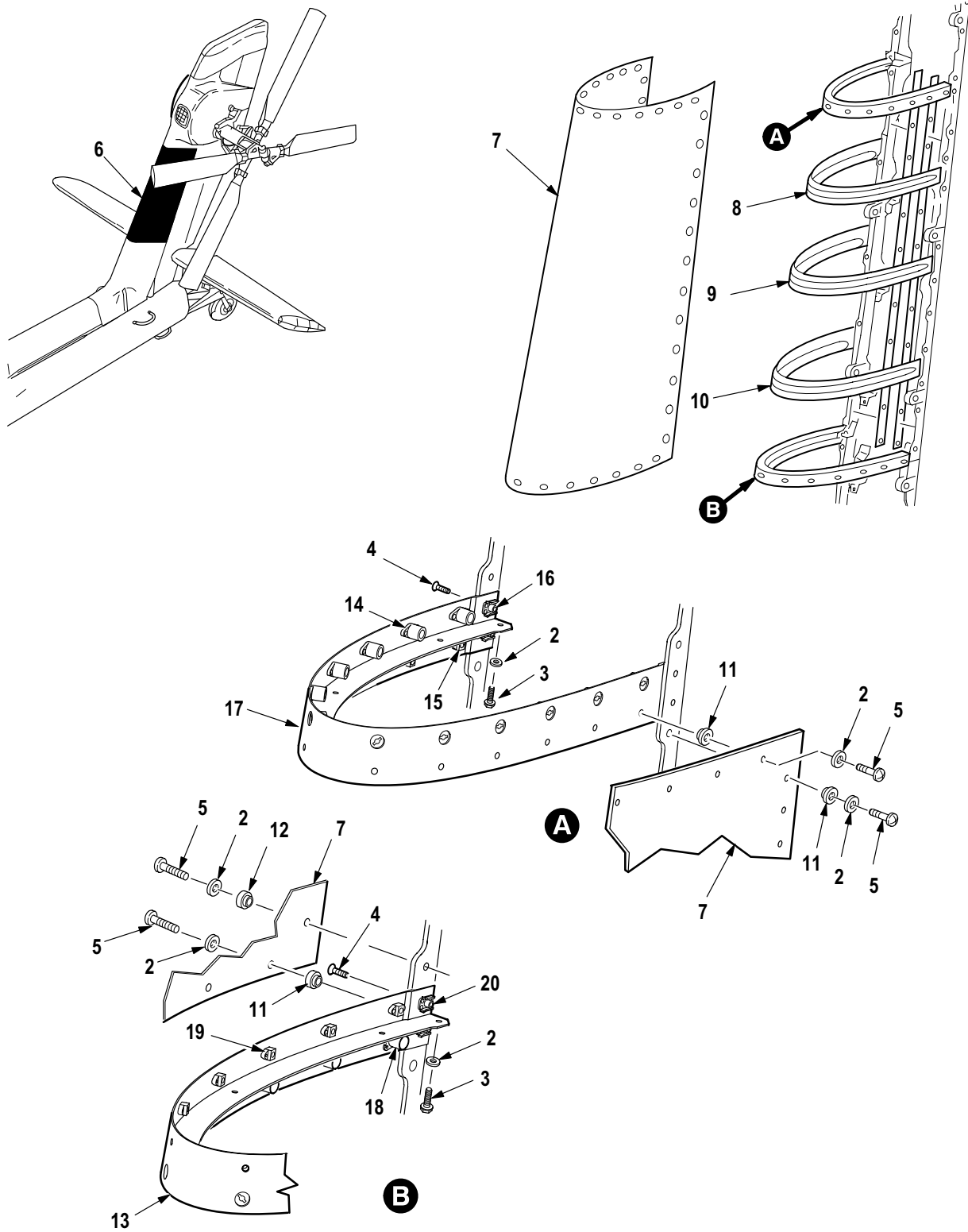
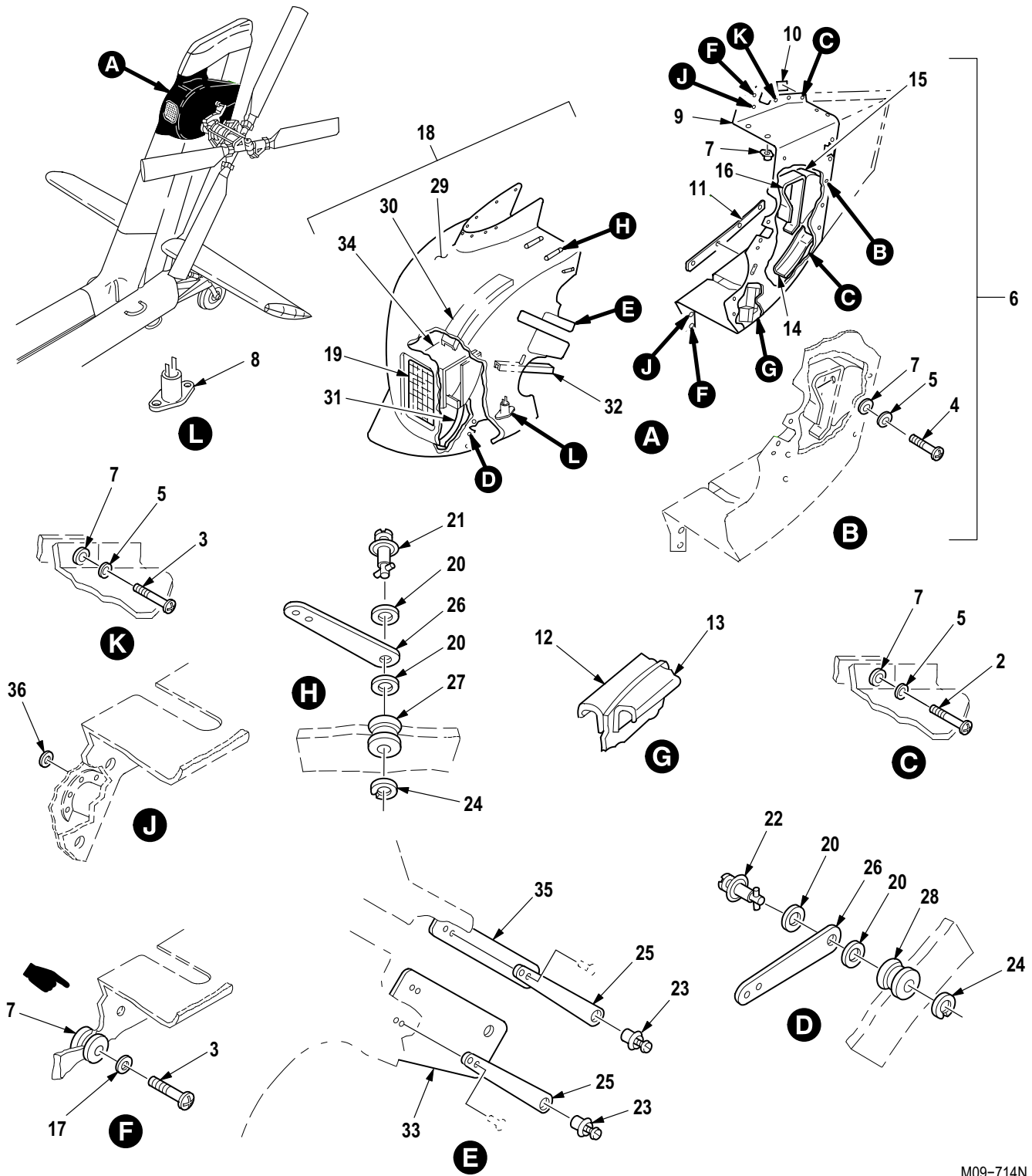


Figure 132. Group 02 Stabilizer, Vertical Center Leading Edge Fairing Installation
7-31 1122600-9
7-31 1122600-13 A/C With MWO 1-1520-238-55-11 Incorporated

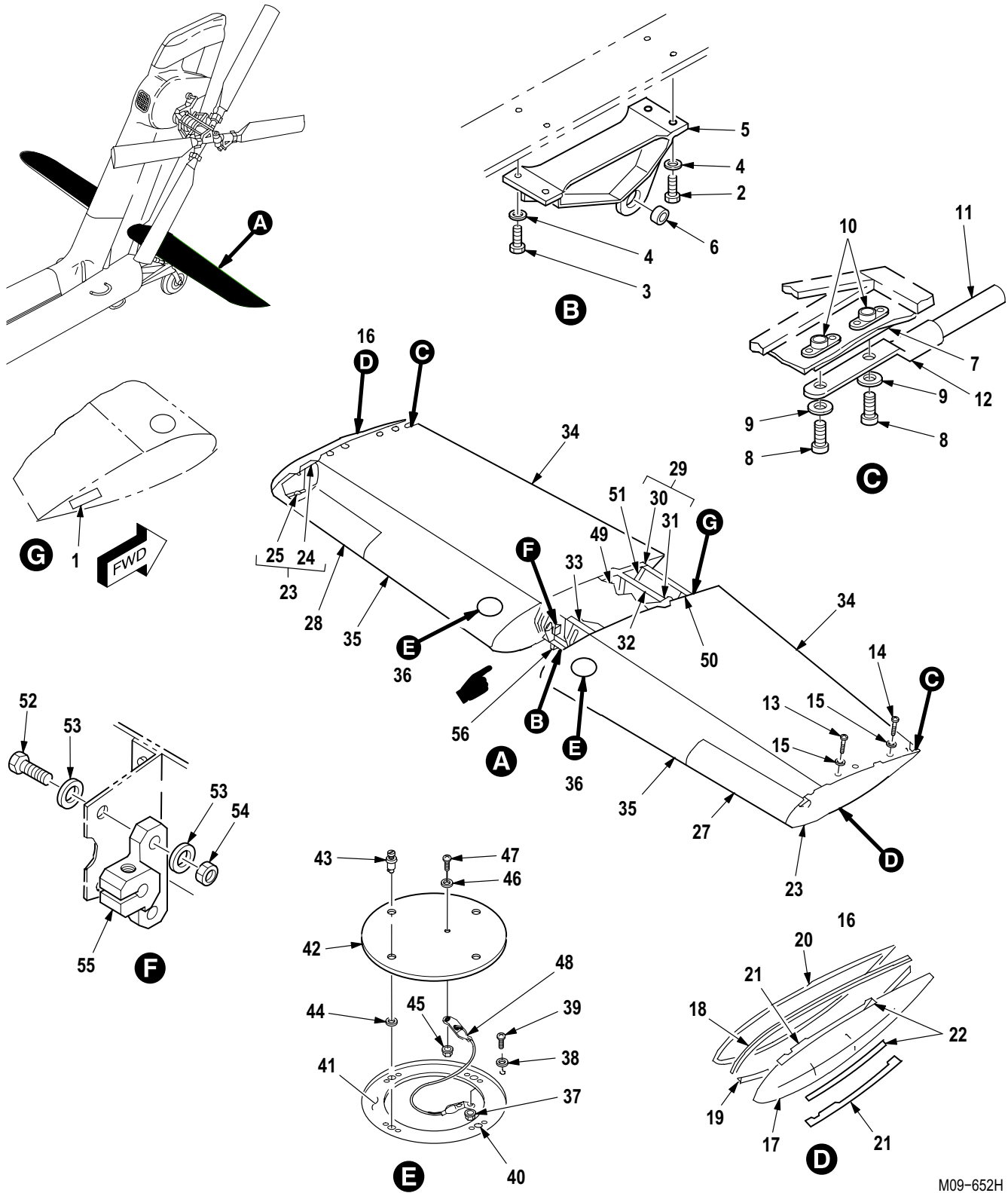
(1) ITEM NO.	(2) SMR CODE	(3) CAGE	(4) PART NUMBER	(5) DESCRIPTION AND USABLE ON CODE (UOC)	(6) QTY
				Group 02 Airframe Fig. 132 Stabilizer, Vertical Center Leading Edge Fairing Installation 7-31 1122600-9 7-31 1122600-13 A/C With MWO 1-1520-238-55-11 Incorporated See Fig. 126 for NHA	
1	XCOOO	02731	7-31 1122622-601	• Fairing Instl Assy (Not Illustrated-Installation Drawing)	1
2	PAOZZ	88044	AN960JD10L	•• Washer, Flat	52
3	PAOZZ	80205	NAS1403-2	•• Screw, Machine	4
4	PAOZZ	80205	NAS517-3-2	•• Screw, Machine	8
5	PAOZZ	96906	MS27039C1-09	•• Screw, Machine	48
6	XDOOO	02731	7-31 1122622-51	•• Fairing Assy	1
7	MFOZZ	02731	7-31 1122622-3	••• Skin	1
8	XDOZZ	02731	7-31 1122622-13	••• Stiffener	1
9	XDOZZ	02731	7-31 1122622-15	••• Stiffener	1
10	XDOZZ	02731	7-31 1122622-17	••• Stiffener	1
11	PAOZZ	02731	HS4874-4B2A	••• Grommet, Metallic	36
12	PAOZZ	02731	HS4874-4B3A	••• Grommet, Metallic	12
13	PAOOO	8V613	7-51 1122625-101	•• Support Assy A/C With MWO 1-1520-238-55-11 Incorporated	1
14	PAOZZ	02731	HS4430-1	••• Receptacle, Turnlock A/C With MWO 1-1520-238-55-11 Incorporated ..	12
15	PAOZZ	96906	MS21075L3	••• Nut, Self-Locking, PI A/C With MWO 1-1520-238-55-11 Incorporate ...	12
16	PAOZZ	02731	HS4153-02	••• Nut, Self-Locking, PI A/C With MWO 1-1520-238-55-11 Incorporated ..	4
17	PAOOO	8V613	7-51 1122626-101	•• Support, Assy A/C With MWO 1-1520-238-55-11 Incorporated	1
18	PAOZZ	02731	HS4430-1	••• Receptacle, Turnlock A/C With MWO 1-1520-238-55-11 Incorporated ..	12
19	PAOZZ	96906	MS21075L3	••• Nut, Self-Locking, PI A/C With MWO 1-1520-238-55-11 Incorporated ..	12
20	PAOZZ	02731	HS4153-02	••• Nut, Self-Locking, PI A/C With MWO 1-1520-238-55-11 Incorporated ..	4
				END OF FIGURE	



M09-714N

Figure 133. Group 02 Stabilizer, Vertical Upper Leading Edge Fairing Installation
7-31 1122600-9
7-31 1122600-13 A/C With MWO 1-1520-238-55-11 Incorporated

(1) ITEM NO.	(2) SMR CODE	(3) CAGE	(4) PART NUMBER	(5) DESCRIPTION AND USABLE ON CODE (UOC)	(6) QTY
				Group 02 Airframe Fig. 133 Stabilizer, Vertical Upper Leading Edge Fairing Installation 7-31 1122600-9 7-31 1122600-13 A/C With MWO 1-1520-238-55-11 Incorporated See Fig. 126 for NHA	
1	XCOFF	02731	7-31 1122621-601	• Fairing Instl Assy (Not Illustrated-Installation Drawing)	1
2	PAOZZ	96906	MS27039C1-12	•• Screw, Machine	2
3	PAOZZ	96906	MS27039C1-10	•• Screw, Machine	8
4	PAOZZ	96906	MS27039C1-11	•• Screw, Machine	9
5	PAOZZ	88044	AN960JD10L	•• Washer, Flat	19
6	PAOFF	02731	7-31 1122621-77	•• Fairing, Aircraft (Usbl Eff 88-0200 and Subs)	1
7	PAOZZ	02731	HS4874-3B2A	••• Grommet, Metallic	11
8	PAOZZ	02731	HS4430-1	••• Receptacle, Turnlock	12
9	XDFZZ	02731	7-31 1122621-63	••• Skin	1
10	XDFZZ	02731	7-31 1122621-31	••• Seal	1
11	XDFZZ	02731	7-31 1122621-29	••• Seal, Plain Encased	1
12	XDFZZ	02731	7-31 1122621-19	••• Rib	1
13	XDFZZ	02731	7-31 1122621-25	••• Rib	1
14	XDFZZ	02731	7-31 1122621-23	••• Stiffener	1
15	XDFZZ	02731	7-31 1122621-21	••• Stiffener	1
16	XDFZZ	02731	7-31 1122621-17	••• Baffle	1
17	PAOZZ	88044	AN960JD4L	••• Washer, Flat	20
18	PAOFF	02731	7-31 1122621-75	•• Fairing, Aircraft	1
19	PAFZZ	02731	7-31 1122623-1	••• Screen Assembly	1
20	PAOZZ	88044	AN960JD4L	••• Washer, Flat	95
21	PAOZZ	71286	26S8-7	••• Stud Assembly, Turnl	21
22	PAOZZ	71286	26S8-8	••• Stud Assembly, Turnl	18
23	PAOZZ	71286	26S8-3	••• Stud Assembly, Turnl	3
24	PAOZZ	02731	HS4432-1	••• Washer, Split	42
25	PAOZZ	02731	HS4499-1	••• Ejector Spring, Turn	3
26	PAOZZ	02731	HS4499-3	••• Ejector Spring, Turn	31
27	PAOZZ	02731	HS4874-4B2A	••• Grommet, Metallic	8
28	PAOZZ	02731	HS4874-6B2A	••• Grommet, Nonmetallic	31
29	XDFZZ	02731	7-31 1122621-61	••• Skin	1
30	XDFZZ	02731	7-31 1122621-11	••• Stiffener	1
31	XDFZZ	02731	7-31 1122621-13	••• Baffle	1
32	XDFZZ	02731	7-31 1122621-15	••• Baffle	1
33	XDFZZ	02731	7-31 1122621-27	••• Plate	1
34	XDFZZ	02731	7-31 1122621-41	••• Inlet	1
35	XDFZZ	02731	7-31 1122621-73	••• Plate, Structural, Ai	1
36	PAOZZ	88044	AN960JD3L	••• Washer, Flat	10
END OF FIGURE					

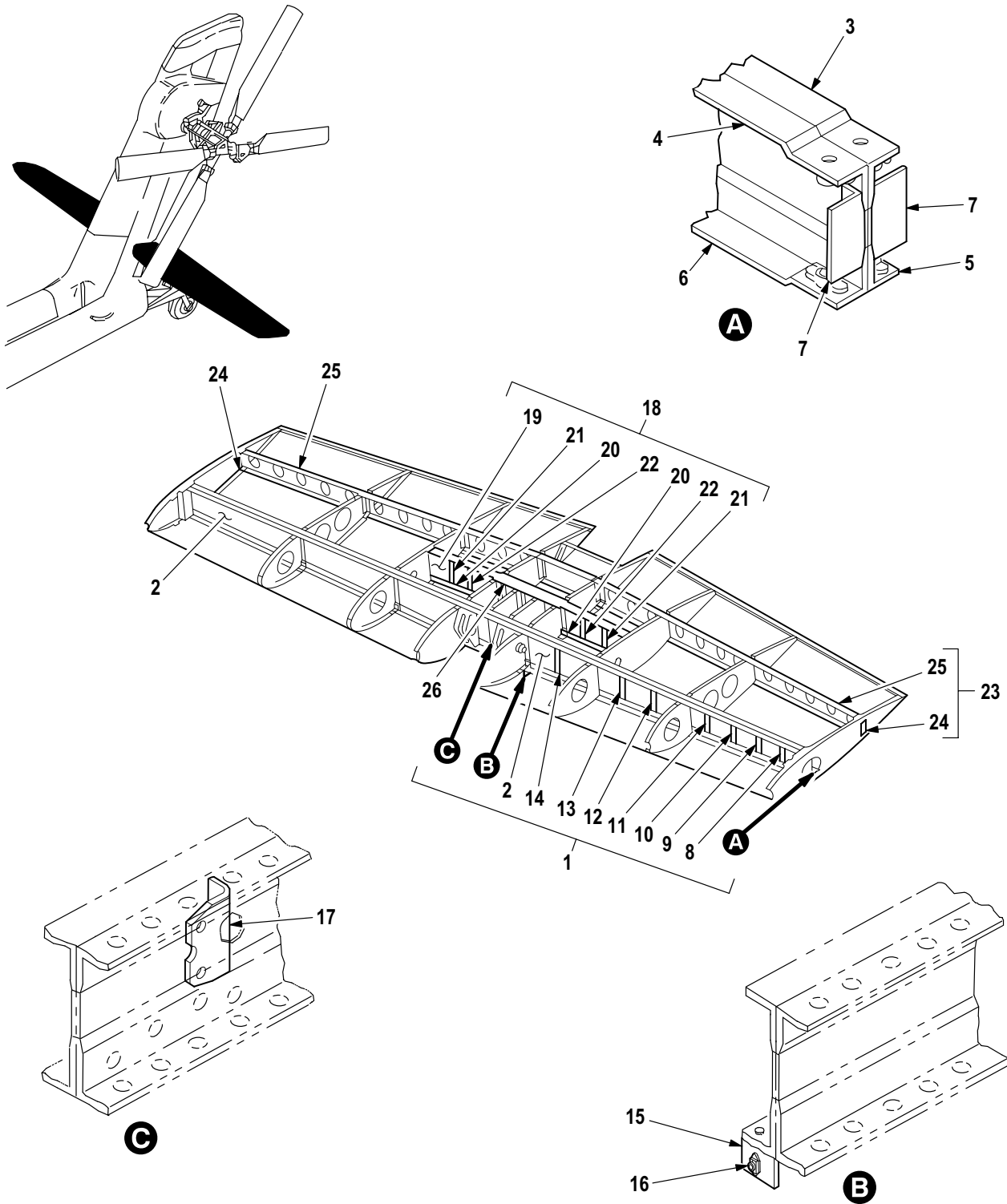


M09-652H

Figure 134. Group 02 Stabilator Assembly (Outer)
7-311123600

(1) ITEM NO.	(2) SMR CODE	(3) CAGE	(4) PART NUMBER	(5) DESCRIPTION AND USABLE ON CODE (UOC)	(6) QTY
				Group 02 Airframe Fig. 134 Stabilator Assembly (Outer) 7-31 1123600 See Fig. 126 for NHA	
1	XDOZZ	96906	MS27253-F1	• Plate, Ident	1
2	PAOZZ	80205	NAS1303-10H	• Bolt, Shear	2
3	PAOZZ	80205	NAS1303-8H	• Bolt, Shear (U/W 0.100 thru 0.544 In. Thick Shim)	2
4	PAOZZ	88044	AN960JD10L	• Washer, Flat	4
5	PAOOO	02731	7-31 1123622	• Fitting, Stabilizer	1
6	PAOZZ	96906	MS14103-6	•• Bearing, Plain, Self-	1
7	XDOZZ	02731	7-31 1123600-15	• Doubler	2
8	PAOZZ	96906	MS35206-229	• Screw, Machine	4
9	PAOZZ	88044	AN960PD6L	• Washer, Flat	4
10	PAOZZ	80205	MS21075L06N	• Nut, Self-Locking, Pl	4
11	PAOZZ	02731	HS5689-2	• Discharger, Electros	2
12	PAOZZ	02731	HS5689-3	• Holder, Electrostatic	2
13	PAOZZ	80205	NAS623-3-4	• Screw, Machine	4
14	PAOZZ	80205	NAS623-3-5	• Screw, Machine	4
15	PAOZZ	88044	AN960PD10	• Washer, Flat	8
16	PAOOO	02731	7-21 1123612	• Tip, Fairing	2
17	XDOZZ	02731	7-21 1123612-3	•• Shell	1
18	XDOZZ	02731	7-21 1123612-5	•• Angle	1
19	XDOZZ	02731	7-21 1123612-6	•• Angle	1
20	MOOZZ	02731	7-21 1123612-7	•• Seal	1
21	MOOZZ	02731	7-21 1123612-9	•• Strap	2
22	MOOZZ	02731	7-21 1123612-1 1	•• Filler	2
23	XCOFF	02731	7-31 1123610	• Rib Instl	2
24	XDFZZ	02731	7-31 1123610-3	•• Rib	1
25	PAOZZ	80205	MS21075L3E	•• Nut, Self-Locking, Pl	2
26	XCOOO	02731	7-31 1123628	• Cover Instl, Debris (Not Illustrated-Installation Drawing)	1
27	PAOZZ	02731	7-31 1123629-3	•• Plate, Protective	1
28	PAOZZ	02731	7-31 1123629-4	•• Plate, Protective	1
29	XCOFF	02731	7-31 1123618	• Doubler Instl	1
30	XDFZZ	02731	7-31 1123618-7	•• Doubler	1
31	XDFZZ	02731	7-31 1123618-9	•• Doubler	1
32	XDOZZ	02731	7-31 1123600-9	• Spacer	2
33	XDOZZ	02731	7-31 1123600-1 1	• Spacer	2
34	XDFZZ	02731	7-31 1123600-3	• Skin	4
35	XDFZZ	02731	7-31 1123600-5	• Skin	2
36	XCOOO	02731	7-21 1123626-3	• Door Instl	2
37	PAOZZ	80205	MS21042-3	•• Nut, Self-Locking, Ex	1
38	PAOZZ	88044	AN960PD10L	•• Washer, Flat	1
39	PAOZZ	80205	NAS1403-2	•• Screw, Machine	1
40	PAOZZ	02731	HS4430-1	•• Receptacle, Turnlock	4
41	XDOZZ	02731	7-21 1123626-5	•• Doubler	1
42	PAOOO	02731	7-21 1123626-7	•• Cover, Access	1
43	PAOZZ	02731	HS4431-1	••• Stud Assembly, Turnl	4
44	PAOZZ	02731	HS4432-2	••• Push On Nut	4
45	PAOZZ	80205	MS21042-3	••• Nut, Self-Locking, Ex	1
46	PAOZZ	88044	AN960PD10L	••• Washer, Flat	1
47	PAOZZ	80205	NAS1403-1	••• Screw, Machine	1

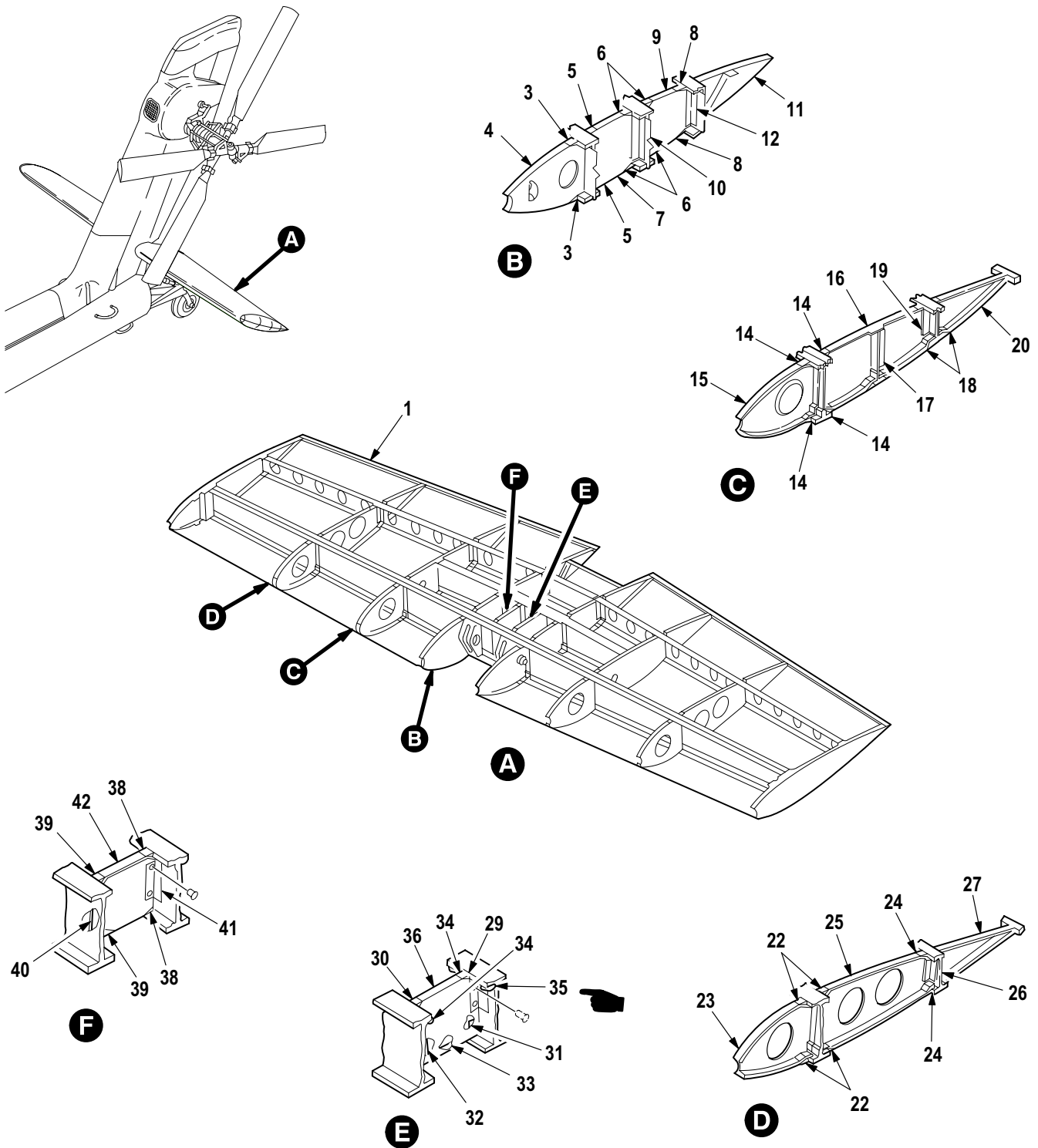
(1) ITEM NO.	(2) SMR CODE	(3) CAGE	(4) PART NUMBER	(5) DESCRIPTION AND USABLE ON CODE (UOC)	(6) QTY
48	PAOZZ	02731	HS5154-1208	••• Wire Rope Assembly	1
49	XDFZZ	02731	7-31 1123600-7	• Skin	1
50	XDOZZ	02731	7-31 1123600-13	• Angle	1
51	XDOZZ	02731	7-31 1123600-14	• Angle	1
52	PAOZZ	80205	NAS6603-5H	• Bolt, Shear	2
53	PAOZZ	88044	AN960C10L	• Washer, Flat	4
54	PAOZZ	96906	MS21045C3	• Nut, Self-Locking, He	2
55	PAOZZ	02731	7-21 1123625-5	• Bracket, Structural,	1
56	XDOZZ	02731	7-31 1123621-5	• Bracket	1
END OF FIGURE					



M09-653F

Figure 135. Group 02 Stabilator Assembly (Spars)
7-31 1123600

(1) ITEM NO.	(2) SMR CODE	(3) CAGE	(4) PART NUMBER	(5) DESCRIPTION AND USABLE ON CODE (UOC)	(6) QTY
				Group 02 Airframe Fig. 135 Stabilator Assembly (Spars) 7-31 1123600 See Fig. 126 for NHA	
1	XCOFF	02731	7-31 1123602	• Spar Instl, FWD	1
2	XCFZZ	02731	7-31 1123602-3	•• Web	2
3	PAFZZ	02731	7-31 1123603-3	•• Spar Cap, Stabilator	1
4	PAFZZ	02731	7-31 1123603-5	•• Spar Cap, Stabilator	1
5	PAFZZ	02731	7-31 1123603-4	•• Spar Cap, Stabilator	1
6	PAFZZ	02731	7-31 1123603-6	•• Spar Cap, Stabilator	1
7	XDOZZ	02731	7-31 1123602-23	•• Angle	4
8	XDFZZ	02731	7-31 1123602-21	•• Stiffener	2
9	XDFZZ	02731	7-31 1123602-19	•• Stiffener	2
10	XDFZZ	02731	7-31 1123602-17	•• Stiffener	2
11	XDFZZ	02731	7-31 1123602-15	•• Stiffener	2
12	XDFZZ	02731	7-31 1123602-13	•• Stiffener	2
13	XCFZZ	02731	7-31 1123602-11	•• Stiffener	2
14	XCFZZ	02731	7-31 1123602-9	•• Stiffener	2
15	MOOZZ	02731	7-31 1123602-31	•• Clip Assy	1
16	PAOZZ	80205	MS21075L3E	••• Nut, Self-Locking, PI	1
17	MOOZZ	02731	7-31 1123624	•• Bracket	1
18	XCOFF	02731	7-31 1123606	• Spar Instl, Ctr	1
19	XDFZZ	02731	7-31 1123606-3	•• Web	1
20	XDFZZ	02731	7-31 1123606-5	•• Cap	2
21	XDFZZ	02731	7-31 1123606-7	•• Stiffener Angle	2
22	XDFZZ	02731	7-31 1123606-9	•• Stiffener Angle	2
23	XCOFF	02731	7-21 1123605	• Spar Instl, AFT	1
24	PAOZZ	80205	MS21075L3E	•• Nut, Self-Locking, PI	4
25	XDFZZ	02731	7-21 1123605-3	•• Spar, Outbd	2
26	XDFZZ	02731	7-21 1123605-7	•• Spar, Inbd	1
END OF FIGURE					



M09-654G

Figure 136. Group 02 Stabilator Assembly (Ribs)
7-31 1123600

(1) ITEM NO.	(2) SMR CODE	(3) CAGE	(4) PART NUMBER	(5) DESCRIPTION AND USABLE ON CODE (UOC)	(6) QTY
				Group 02 Airframe Fig. 136 Stabilator Assembly (Ribs) 7-31 1123600 See Fig. 126 for NHA	
1	XDOZZ	02731	7-21 1123616	• Stiffener	2
2	XCOFF	02731	7-31 1123607	• Rib Instl (Not Illustrated-Installation Drawing)	2
3	XDOZZ	02731	HS195-240001	•• Shim, Tapered	2
4	XDFZZ	02731	7-31 1123607-3	•• Rib	1
5	XDOZZ	02731	HS195-180001	•• Shim, Tapered	2
6	XDOZZ	02731	HS195-071001	•• Shim, Tapered	4
7	XDFZZ	02731	7-31 1123607-5	•• Rib	1
8	XDOZZ	02731	7-31 1123607-15	•• Shim	2
9	XDFZZ	02731	7-31 1123607-7	•• Rib	1
10	XDOZZ	02731	7-31 1123607-1 1	•• Clip	1
11	XDFZZ	02731	7-31 1123607-9	•• Rib	1
12	XDOZZ	02731	7-31 1123607-13	•• Clip	1
13	XCOFF	02731	7-21 1123608	• Rib Instl (Not Illustrated-Installation Drawing)	2
14	XDOZZ	02731	HS195-150002	•• Shim, Tapered	4
15	XDFZZ	02731	7-21 1123608-3	•• Rib	1
16	XDFZZ	02731	7-21 1123608-5	•• Rib	1
17	XDOZZ	02731	7-21 1123608-1 1	•• Clip	1
18	XDOZZ	02731	7-21 1123608-13	•• Shim	2
19	XDOZZ	02731	7-21 1123608-9	•• Clip	1
20	XDFZZ	02731	7-21 1123608-7	•• Rib	1
21	XCOFF	02731	7-21 1123609	• Rib Instl (Not Illustrated-Installation Drawing)	2
22	XDOZZ	02731	HS195-1 15001	•• Shim, Tapered	4
23	XDFZZ	02731	7-21 1123609-3	•• Rib	1
24	XDOZZ	02731	7-21 1123609-1 1	•• Shim	2
25	XDFZZ	02731	7-21 1123609-5	•• Rib	1
26	XDOZZ	02731	7-21 1123609-9	•• Clip	1
27	XDFZZ	02731	7-21 1123609-7	•• Rib	1
28	XCOFF	02731	7-31 1123617	• Rib Instl (Not Illustrated-Installation Drawing)	1
29	XDOZZ	02731	HS195-150001	•• Shim, Tapered	1
30	XDOZZ	02731	HS195-200002	•• Shim, Tapered	1
31	XDOZZ	02731	7-31 1123617-9	•• Clip	1
32	XDFZZ	02731	7-31 1123617-7	•• Stiffener	1
33	XDOZZ	02731	7-31 1123619	•• Support	1
34	PAOZZ	80205	MS21075L3E	•• Nut, Self-Locking, Pl	2
35	PAOZZ	02731	HS4153-02	•• Nut, Self-Locking, Pl	2
36	XDFZZ	02731	7-31 1123617-3	•• Rib	1
37	XCOFF	02731	7-31 1123611	• Rib Instl (Not Illustrated-Installation Drawing)	1
38	XDOZZ	02731	HS195-070001	•• Shim, Tapered	2
39	XDOZZ	02731	HS195-183001	•• Shim, Tapered	2
40	XDOZZ	02731	7-31 1123611-5	•• Clip	1
41	XDOZZ	02731	7-31 1123611-7	•• Clip	1
42	XDFZZ	02731	7-31 1123611-3	•• Rib	1
END OF FIGURE					

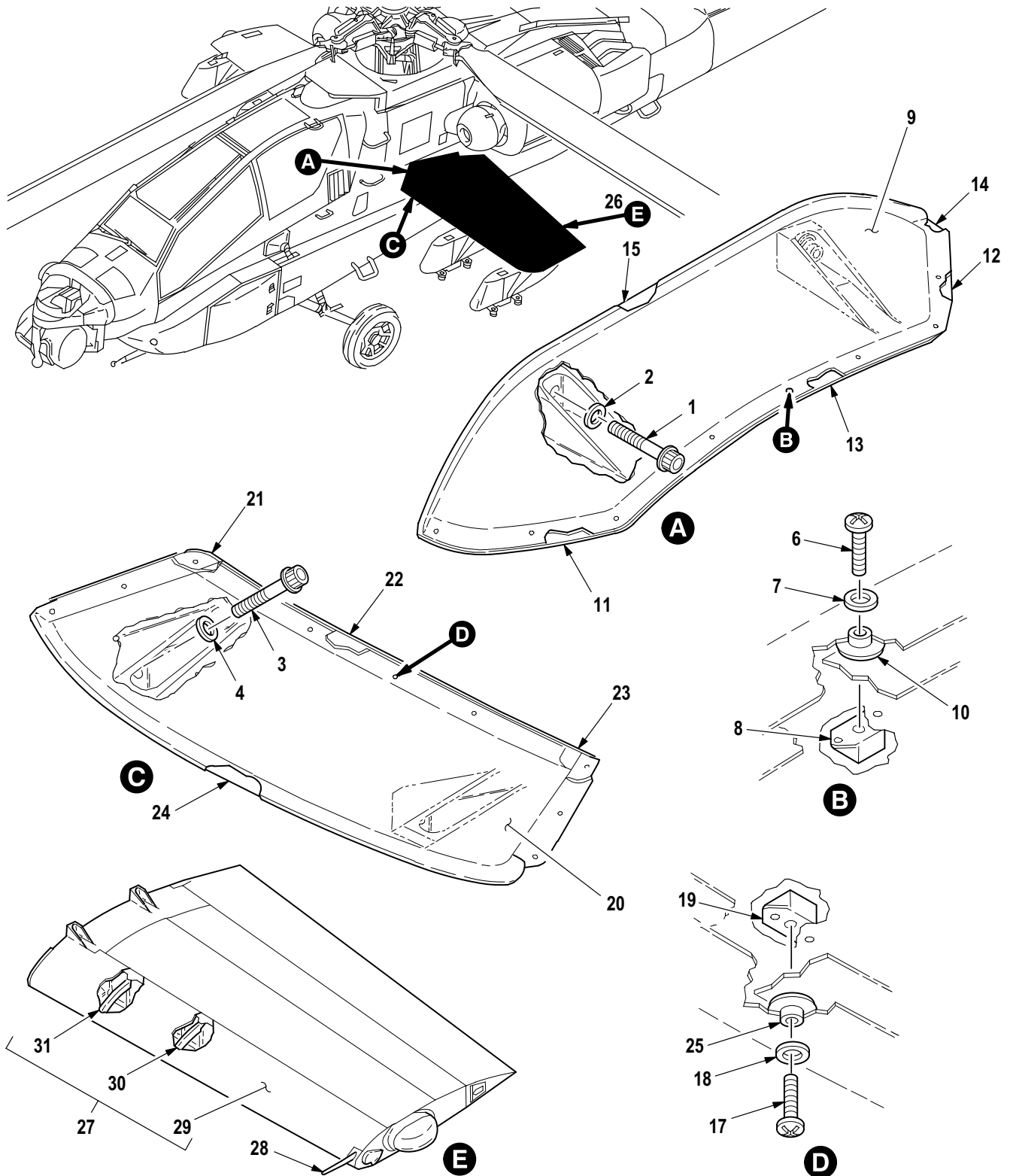
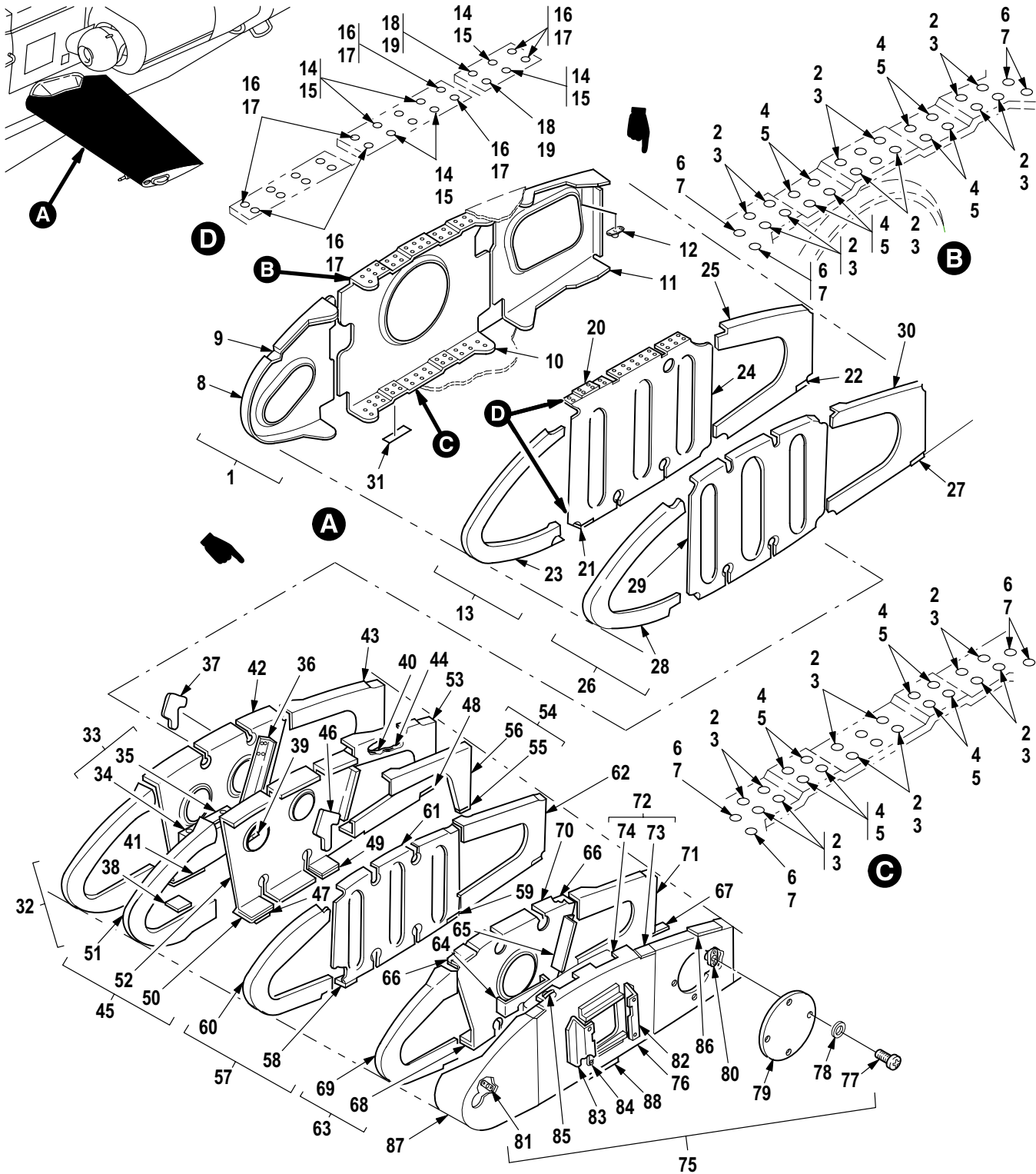


Figure 137. Group 02 Wing Installation
7-31 1130000-1 LH
7-311130000-2 RH

(1) ITEM NO.	(2) SMR CODE	(3) CAGE	(4) PART NUMBER	(5) DESCRIPTION AND USABLE ON CODE (UOC)	(6) QTY
				Group 02 Airframe Fig. 137 Wing Installation 7-31 1130000-1 LH 7-31 1130000-2 RH	
1	PAOZZ	02731	HS5683-10-30	• Bolt, Machine	2
2	PAOZZ	96906	MS20002C10	• Washer, Recessed	2
3	PAOZZ	02731	HS5683-8-21	• Bolt, Machine	2
4	PAOZZ	96906	MS20002C8	• Washer, Recessed	2
5	XCFFF	02731	7-31 1130115-1	• Fairing Instl Assy LH (Not Illustrated-Installation Drawing)	1
5	XCFFF	02731	7-31 1130115-2	• Fairing Instl Assy RH (Not Illustrated-Installation Drawing)	1
6	PAOZZ	80205	NAS603-8	•• Screw, Machine	9
7	PAOZZ	88044	AN960JD10L	•• Washer, Flat	9
8	PAOZZ	80205	MS21075L3E	•• Nut, Self-Locking, PI	9
9	XDFFF	02731	7-31 1130115-19	•• Fairing Assy LH	1
9	PAFFF	02731	7-31 1130115-20	•• Fairing, Aircraft RH	1
10	PAOZZ	02731	HS4874-3B2A	••• Grommet, Metallic	9
11	MFFZZ	02731	7-31 1130115-1 1	••• Seal	1
12	MFFZZ	02731	7-31 1130115-13	••• Seal	1
13	MFFZZ	02731	7-31 1130115-15	••• Seal	1
14	MFFZZ	02731	7-31 1130115-17	••• Seal	1
15	MFFZZ	02731	7-31 1130115-5	••• Seal LH	1
15	MFFZZ	02731	7-31 1130115-6	••• Seal RH	1
16	XCFFF	02731	7-31 1130116-1	• Fairing Instl Assy LH (Not Illustrated-Installation Drawing)	1
16	XCFFF	02731	7-31 1130116-2	• Fairing Instl Assy RH (Not Illustrated-Installation Drawing)	1
17	PAOZZ	80205	NAS603-8	•• Screw, Machine	9
18	PAOZZ	88044	AN960JD10L	•• Washer, Flat	9
19	PAOZZ	80205	MS21075L3E	•• Nut, Self-Locking, PI	9
20	XDFFF	02731	7-31 1130116-22	•• Fairing Assy RH	1
20	PAFFF	02731	7-31 1130116-3	•• Fairing Assy LH	1
21	MFFZZ	02731	7-31 1130116-15	••• Strip, Rub	1
22	MFFZZ	02731	7-31 1130116-17	••• Strip, Rub	1
23	MFFZZ	02731	7-31 1130116-19	••• Strip, Rub	1
24	MFFZZ	02731	7-31 1130116-13	••• Seal LH	1
24	MFFZZ	02731	7-31 1130116-14	••• Seal RH	1
25	PAOZZ	02731	HS4874-3B2A	••• Grommet, Metallic	9
26	XDODD	02731	7-31 1130200-601	• Wing Assembly, Aircr LH (See Figs. 138 thru 141 for Further Breakdown) (Usbl Eff 83-23791 and Subs)	1
26	XDODD	02731	7-31 1130200-602	• Wing Assembly, Aircr RH (See Figs. 138 thru 141 for Further Breakdown) (Usbl Eff 83-23791 and Subs)	1
27	XDFFF	02731	7-31 1130270-27	•• Panel Assy, Skin LH	1
27	XDFFF	02731	7-31 1130270-28	•• Panel Assy, Skin RH	1
28	XDFZZ	02731	7-31 1130270-29	••• Sleeve Assy LH	1
28	XDFZZ	02731	7-31 1130270-31	••• Sleeve Assy RH	1
29	XDFZZ	02731	7-31 1130270-10	••• Skin RH	1
29	XDFZZ	02731	7-31 1130270-9	••• Skin LH	1
30	XDFZZ	02731	7-31 1130270-13	••• Rib LH	1
30	XDFZZ	02731	7-31 1130270-14	••• Rib RH	1

(1) ITEM NO.	(2) SMR CODE	(3) CAGE	(4) PART NUMBER	(5) DESCRIPTION AND USABLE ON CODE (UOC)	(6) QTY
31	XDFZZ	02731	7-31 1130270-1 1	... Rib LH	1
31	XDFZZ	02731	7-31 1130270-12	... Rib RH	1
END OF FIGURE					



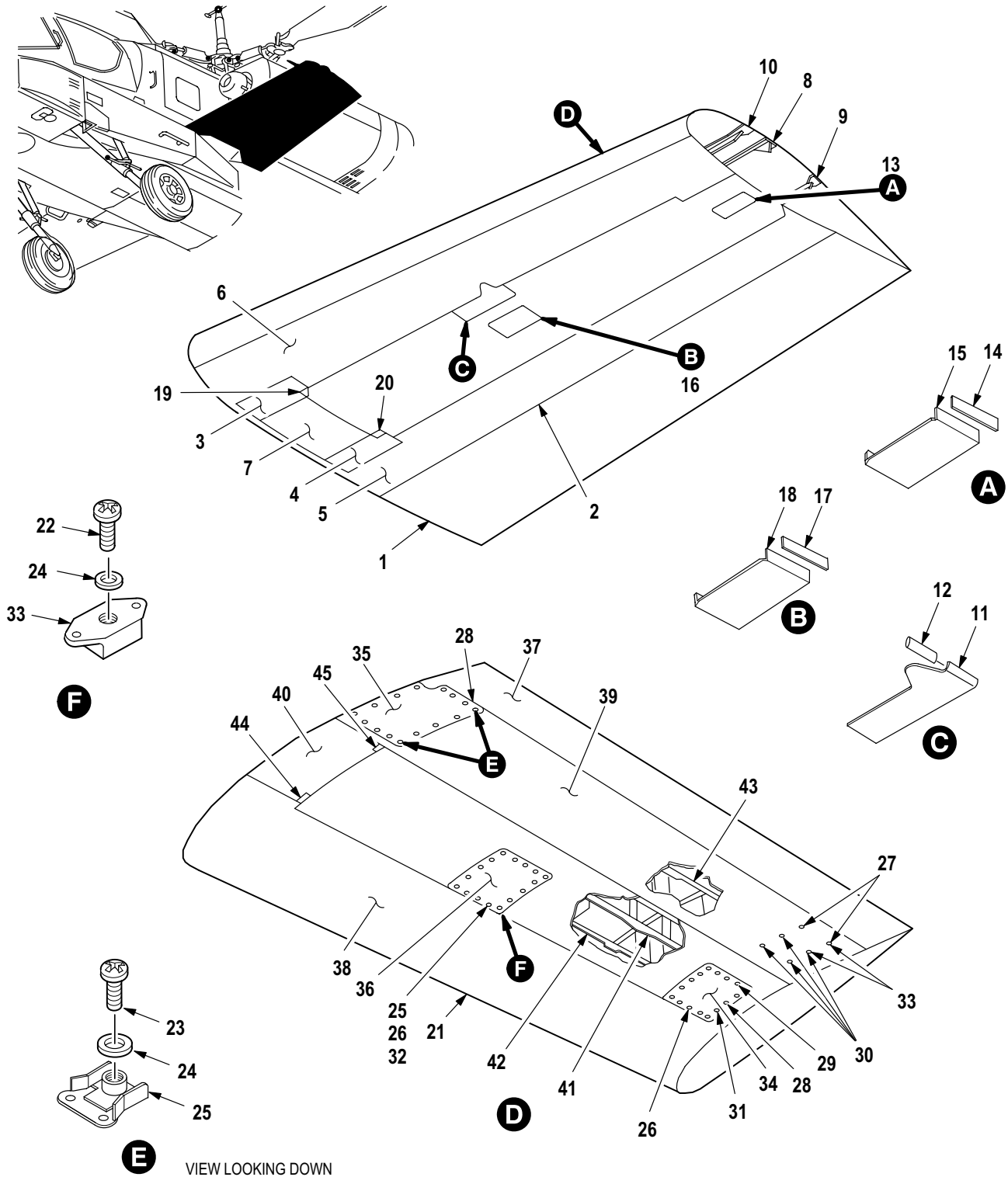
M09-644F

Figure 138. Group 02 Wing Assembly, Aircraft Rib Installation
 7-31 1130200-601 LH (Usbl Eff 83-23791 and Subs)
 7-31 1130200-602 RH (Usbl Eff 83-23791 and Subs)

(1) ITEM NO.	(2) SMR CODE	(3) CAGE	(4) PART NUMBER	(5) DESCRIPTION AND USABLE ON CODE (UOC)	(6) QTY
				Group 02 Airframe Fig. 138 Wing Assembly, Aircraft Rib Installation 7-31 1130200-601 LH (Usbl Eff 83-23791 and Subs) 7-31 1130200-602 RH (Usbl Eff 83-23791 and Subs) See Fig. 137 for NHA	
1	XCFFF	02731	7-31 1130224-1	• Rib Instl Assy LH	1
1	XCFFF	02731	7-31 1130224-2	• Rib Instl Assy RH	1
2	PAFZZ	02731	HS5602-5-2	•• Pin-Rivet, Threaded	28
3	PAFZZ	02731	HS5581-5	•• Collar, Pin-Rivet, Th	28
4	PAFZZ	02731	HS5602-5-4	•• Pin-Rivet, Threaded	12
5	PAFZZ	02731	HS5581-5	•• Collar, Pin-Rivet, Th	12
6	PAFZZ	02731	HS5602-6-4	•• Pin-Rivet, Threaded	12
7	PAFZZ	02731	HS5581-6	•• Collar, Pin-Rivet, Th	12
8	XDFZZ	02731	7-31 1130224-9	•• Seal	1
9	XDFZZ	02731	7-31 1130224-3	•• Rib LH	1
9	XDFZZ	02731	7-31 1130224-4	•• Rib RH	1
10	XDFZZ	02731	7-31 1130224-5	•• Rib LH	1
10	XDFZZ	02731	7-31 1130224-6	•• Rib RH	1
11	XDFZZ	02731	7-31 1130224-7	•• Rib LH	1
11	XDFZZ	02731	7-31 1130224-8	•• Rib RH	1
12	PAOZZ	96906	MS21075L4	•• Nut, Self-Locking, Pl	2
13	XCFFF	02731	7-31 1130233-1	• Rib Instl Assy, LH	1
13	XCFFF	02731	7-31 1130233-2	• Rib Instl Assy, RH	1
14	PAFZZ	02731	HS5602-5-3	•• Pin-Rivet, Threaded	14
15	PAFZZ	02731	HS5581-5	•• Collar, Pin-Rivet, Th	14
16	PAFZZ	02731	HS5602-5-4	•• Pin-Rivet, Threaded	23
17	PAFZZ	02731	HS5581-5	•• Collar, Pin-Rivet, Th	23
18	PAFZZ	02731	HS5602-5-5	•• Pin-Rivet, Threaded	4
19	PAFZZ	02731	HS5581-5	•• Collar, Pin-Rivet, Th	4
20	MFFZZ	02731	7-31 1130233-13	•• Shim	2
21	MFFZZ	02731	7-31 1130233-9	•• Shim	2
22	MFFZZ	02731	7-31 1130233-11	•• Shim	1
23	XDFZZ	02731	7-31 1130233-5	•• Rib LH	1
23	XDFZZ	02731	7-31 1130233-6	•• Rib RH	1
24	XDFZZ	02731	7-31 1130233-3	•• Rib LH	1
24	XDFZZ	02731	7-31 1130233-4	•• Rib RH	1
25	XDFZZ	02731	7-31 1130233-7	•• Rib LH	1
25	XDFZZ	02731	7-31 1130233-8	•• Rib RH	1
26	XCFFF	02731	7-31 1130046-1	• Rib Instl Assy LH	1
26	XCFFF	02731	7-31 1130046-2	• Rib Instl Assy RH	1
27	XDFZZ	02731	7-31 1130046-9	•• Shim, Peel	3
28	XDFZZ	02731	7-31 1130046-5	•• Rib LH	1
28	XDFZZ	02731	7-31 1130046-6	•• Rib RH	1
29	XDFZZ	02731	7-31 1130046-3	•• Rib LH	1
29	XDFZZ	02731	7-31 1130046-4	•• Rib RH	1
30	XDFZZ	02731	7-31 1130046-7	•• Rib LH	1
30	XDFZZ	02731	7-31 1130046-8	•• Rib RH	1
31	XDOZZ	96906	MS27253-F1	• Plate, Ident	1
32	XCFFF	02731	7-31 1130060-1	• Rib Instl Assy LH	1
32	XCFFF	02731	7-31 1130060-2	• Rib Instl Assy RH	1
33	PAFFF	02731	7-31 1130060-15	•• Bracket, Angle	1
34	XDFZZ	80205	MS21075L08	••• Nut, Self-Locking, Pl	2

(1) ITEM NO.	(2) SMR CODE	(3) CAGE	(4) PART NUMBER	(5) DESCRIPTION AND USABLE ON CODE (UOC)	(6) QTY
35	XDFZZ	02731	7-31 1130060-17	••• Bracket	1
36	XDFZZ	02731	7-31 1130060-19	•• Bracket	1
37	XDFZZ	02731	7-31 1130060-21	•• Doubler LH	1
37	XDFZZ	02731	7-31 1130060-22	•• Doubler RH	1
38	MFFZZ	02731	7-31 1130060-9	•• Shim	1
39	MFFZZ	02731	7-31 1130060-7	•• Shim	2
40	MFFZZ	02731	7-31 1130060-1 1	•• Shim	1
41	XDFZZ	02731	7-31 1130060-13	•• Filler	1
42	XDFZZ	02731	7-31 1130060-3	•• Rib LH	1
42	XDFZZ	02731	7-31 1130060-4	•• Rib RH	1
43	XDFZZ	02731	7-31 1130060-23	•• Rib LH	1
43	XDFZZ	02731	7-31 1130060-24	•• Rib RH	1
44	MFFZZ	02731	7-31 1130060-25	•• Shim	1
45	XCFFF	02731	7-31 1130266-1	• Rib Instl Assy LH	1
45	XCFFF	02731	7-31 1130266-2	• Rib Instl Assy RH	1
46	XDFZZ	02731	7-31 1130266-17	•• Doubler	1
47	MFFZZ	02731	7-31 1130266-9	•• Shim	1
48	MFFZZ	02731	7-31 1130266-1 1	•• Shim	1
49	MFFZZ	02731	7-31 1130266-13	•• Shim	1
50	MFFZZ	02731	7-31 1130266-15	•• Filler	1
51	XDFZZ	02731	7-31 1130266-3	•• Rib, Forward LH	1
51	XDFZZ	02731	7-31 1130266-4	•• Rib, Forward RH	1
52	XDFZZ	02731	7-31 1130266-5	•• Rib, Center LH	1
52	XDFZZ	02731	7-31 1130266-6	•• Rib, Center RH	1
53	XDFZZ	02731	7-31 1130266-7	•• Rib, AFT LH	1
53	XDFZZ	02731	7-31 1130266-8	•• Rib, AFT RH	1
54	XCOFF	02731	7-31 1130038-1	• Rib Instl Assy LH	1
54	XCOFF	02731	7-31 1130038-2	• Rib Instl Assy RH	1
55	MOOZZ	02731	7-31 1130038-5	•• Shim	1
56	XDOZZ	02731	7-31 1130038-3	•• Rib LH	1
56	XDOZZ	02731	7-31 1130038-4	•• Rib RH	1
57	XCFFF	02731	7-31 1130078-1	• Rib Instl Assy LH	1
57	XCFFF	02731	7-31 1130078-2	• Rib Instl Assy RH	1
58	MFFZZ	02731	7-31 1130078-9	•• Shim	2
59	MFFZZ	02731	7-31 1130078-1 1	•• Shim	1
60	XDFZZ	02731	7-31 1130078-5	•• Rib LH	1
60	XDFZZ	02731	7-31 1130078-6	•• Rib RH	1
61	XDFZZ	02731	7-31 1130078-3	•• Rib LH	1
61	XDFZZ	02731	7-31 1130078-4	•• Rib RH	1
62	XDFZZ	02731	7-31 1130078-7	•• Rib LH	1
62	XDFZZ	02731	7-31 1130078-8	•• Rib RH	1
63	XCFFF	02731	7-31 1130090-1	• Rib Instl Assy LH	1
63	XCFFF	02731	7-31 1130090-2	• Rib Instl Assy RH	1
64	XDFZZ	02731	7-31 1130090-15	•• Bracket, Assy	1
65	XDFZZ	02731	7-31 1130090-17	•• Bracket	1
66	MFFZZ	02731	7-31 1130090-9	•• Shim	2
67	XDFZZ	02731	7-31 1130046-9	•• Shim, Peel	1
68	XDFZZ	02731	7-31 1130090-1 1	•• Filler	1
69	XDFZZ	02731	7-31 1130090-5	•• Rib LH	1
69	XDFZZ	02731	7-31 1130090-6	•• Rib RH	1
70	XDFZZ	02731	7-31 1130090-3	•• Rib LH	1
70	XDFZZ	02731	7-31 1130090-4	•• Rib RH	1

(1) ITEM NO.	(2) SMR CODE	(3) CAGE	(4) PART NUMBER	(5) DESCRIPTION AND USABLE ON CODE (UOC)	(6) QTY
71	XDFZZ	02731	7-31 1130090-7	•• Rib LH	1
71	XDFZZ	02731	7-31 1130090-8	•• Rib RH	1
72	XCFFF	02731	7-31 1130096-1	• Rib Instl Assy LH	1
72	XCFFF	02731	7-31 1130096-2	• Rib Instl Assy RH	1
73	MFFZZ	02731	7-31 1130096-5	•• Shim	2
74	XDFZZ	02731	7-31 1130096-3	•• Rib, Airfoil LH	1
74	XDFZZ	02731	7-31 1130096-4	•• Rib, Airfoil RH	1
75	PAOZZ	80205	NAS602-7P	••• Screw, Machine	4
75	XCFFF	02731	7-31 1130298-1	• Rib Instl Assy LH	1
75	XCFFF	02731	7-31 1130298-2	• Rib Instl Assy RH	1
76	XDFFF	02731	7-31 1130298-39	•• Rib Assy, LH	1
76	XDFFF	02731	7-31 1130298-40	•• Rib Assy, RH	1
77	PAOZZ	80205	NAS602-7P	••• Screw, Machine	4
78	PAOZZ	88044	AN960JD8	••• Washer, Flat	4
79	XDFZZ	02731	7-31 1130298-33	••• Cover, Plate	1
80	XDOZZ	80205	MS21075L08	••• Nut, Self-Locking, Pl	10
81	PAOZZ	80205	MS21075L06N	••• Nut, Self-Locking, Pl	3
82	XDFZZ	02731	7-31 1130298-35	••• Bracket	1
83	XDFZZ	02731	7-31 1130298-36	••• Bracket	1
84	PAOZZ	96906	MS21061L08	••• Nut, Self-Locking, Pl	4
85	XDFZZ	02731	7-31 1130298-13	••• Filler	1
86	XDFZZ	02731	7-31 1130298-25	••• Filler	2
87	XDFZZ	02731	7-31 1130298-23	••• Filler LH	1
87	XDFZZ	02731	7-31 1130298-24	••• Filler RH	1
88	XDFZZ	02731	7-31 1130298-11	••• Filler	1
END OF FIGURE					

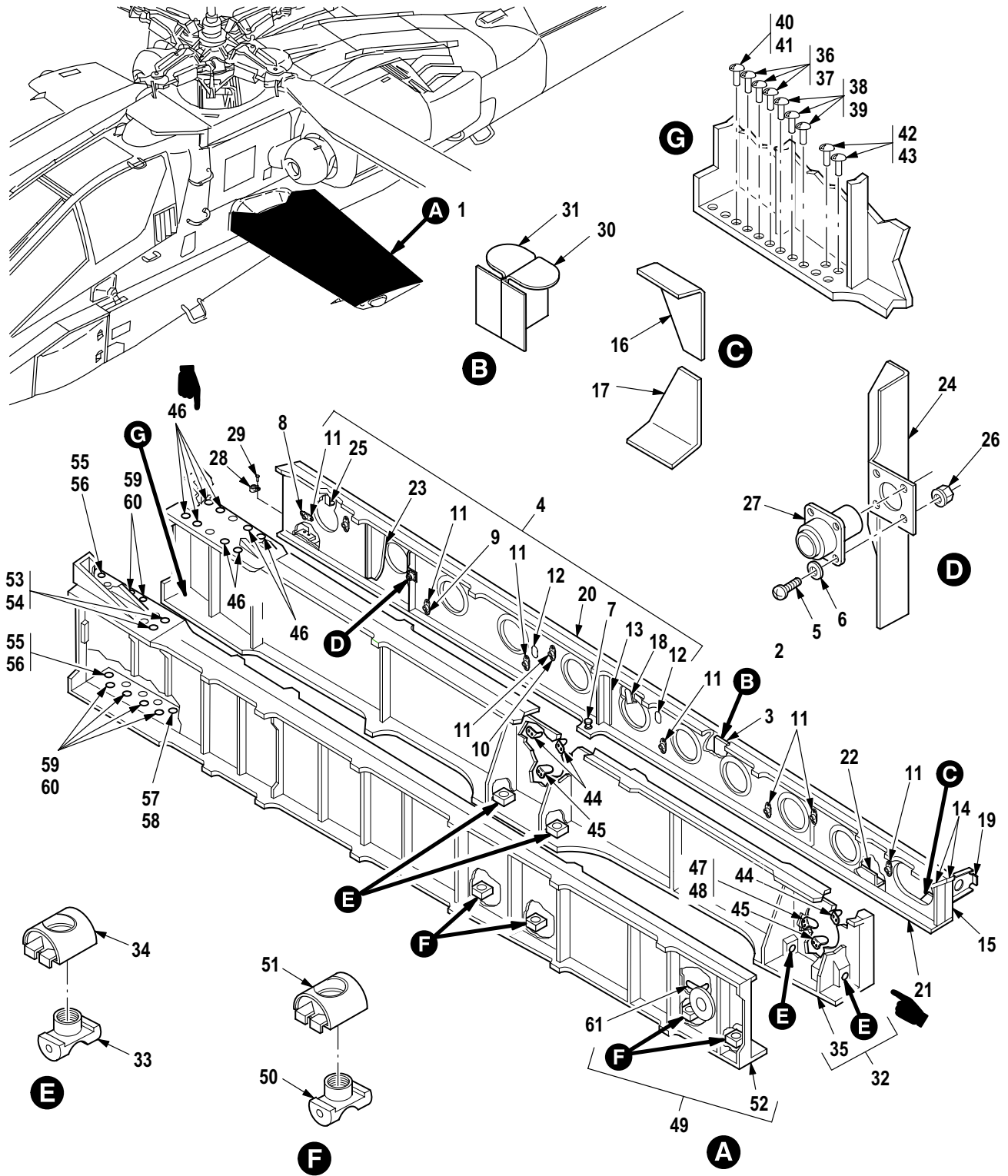


M09-645B

Figure 139. Group 02 Wing Assembly, Aircraft Skin and Stringer Panel Installation
 7-31 1130200-601 LH (Usbl Eff 83-23791 and Subs)
 7-31 1130200-602 RH (Usbl Eff 83-23791 and Subs)

(1) ITEM NO.	(2) SMR CODE	(3) CAGE	(4) PART NUMBER	(5) DESCRIPTION AND USABLE ON CODE (UOC)	(6) QTY
				Group 02 Airframe Fig. 139 Wing Assembly, Aircraft Skin and Stringer Panel Installation 7-31 1130200-601 LH (Usbl Eff 83-23791 and Subs) 7-31 1130200-602 RH (Usbl Eff 83-23791 and Subs) See Fig. 137 for NHA	
1	XCFFF	02731	7-31 1130210-1	• Panel Instl Assy LH	1
1	XCFFF	02731	7-31 1130210-2	• Panel Instl Assy RH	1
2	XDOFF	02731	7-31 1130210-21	•• Wing Panel, Inner LH	1
2	XDOFF	02731	7-31 1130210-22	•• Wing Panel, Inner RH	1
3	XDFZZ	02731	7-31 1130210-23	••• Cover LH	1
3	XDFZZ	02731	7-31 1130210-24	••• Cover RH	1
4	XDFZZ	02731	7-31 1130210-25	••• Cover LH	1
4	XDFZZ	02731	7-31 1130210-26	••• Cover RH	1
5	XDFZZ	02731	7-31 1130210-10	••• Skin RH	1
5	XDFZZ	02731	7-31 1130210-9	••• Skin LH	1
6	XDFZZ	02731	7-31 1130210-3	••• Skin LH	1
6	XDFZZ	02731	7-31 1130210-4	••• Skin RH	1
7	XDFZZ	02731	7-31 1130210-7	••• Skin LH	1
7	XDFZZ	02731	7-31 1130210-8	••• Skin RH	1
8	XDFZZ	02731	7-31 1130210-17	••• Stringer LH	1
8	XDFZZ	02731	7-31 1130210-18	••• Stringer RH	1
9	XDFZZ	02731	7-31 1130210-19	••• Stringer LH	1
9	XDFZZ	02731	7-31 1130210-20	••• Stringer, Aircraft RH	1
10	XDFZZ	02731	7-31 1130210-15	••• Stringer, Aircraft LH	1
10	XDFZZ	02731	7-31 1130210-16	••• Stringer, Aircraft RH	1
11	XDFZZ	02731	7-31 1130210-27	•• Splice	1
12	XDFZZ	02731	7-31 1130210-31	•• Radius Block	1
12	XDFZZ	02731	7-31 1130210-33	•• Radius Block	1
13	XCFFF	02731	7-31 1130280-3	•• Adapter Instl Assy LH	1
13	XCFFF	02731	7-31 1130280-4	•• Adapter Instl Assy RH	1
14	MFFZZ	02731	7-31 1130280-5	••• Shim	1
15	XDFZZ	02731	7-31 1130259-3	••• Adapter LH	1
15	XDFZZ	02731	7-31 1130259-4	••• Adapter RH	1
16	XCFFF	02731	7-31 1130280-1	•• Adapter Instl Assy LH	1
16	XCFFF	02731	7-31 1130280-2	•• Adapter Instl Assy RH	1
17	MFFZZ	02731	7-31 1130280-7	••• Shim	1
18	XDFZZ	02731	7-31 1130259-1	••• Adapter LH	1
18	XDFZZ	02731	7-31 1130259-2	••• Adapter RH	1
19	XDFZZ	02731	HS195-032003	•• Shim, Tapered	3
20	XDFZZ	02731	HS195-032002	•• Shim, Tapered	1
21	XCOFF	02731	7-31 1130230-1	• Panel Instl Assy LH	1
21	XCOFF	02731	7-31 1130230-2	• Panel Instl Assy RH	1
22	PAOZZ	80205	NAS623-3-6	•• Screw, Machine	18
23	PAOZZ	80205	NAS623-3-4	•• Screw, Machine	14
24	PAOZZ	88044	AN960KD10L	•• Washer, Flat	50
25	PAOZZ	02731	HS4153-02	•• Nut, Self-Locking, PI	13
26	PAOZZ	80205	NAS1195D3KH	•• Nut Spacer, Plate	4
27	PAOZZ	02731	HS5435-0303	•• Rivet, Blind	8
28	PAOZZ	53551	RV1251-3-5	•• Rivet, Blind	34
29	PAOZZ	02731	HS4482-02-3	•• Nut, Self-Locking, PI	13
30	XDOZZ	99551	2881003-4	•• Rivet, Solid	58

(1) ITEM NO.	(2) SMR CODE	(3) CAGE	(4) PART NUMBER	(5) DESCRIPTION AND USABLE ON CODE (UOC)	(6) QTY
31	PAOZZ	96906	MS27039C1-12	•• Screw, Machine	18
32	PAOZZ	53551	RV1241-3-6	•• Rivet, Blind	12
33	PAOZZ	80205	MS21075L3E	•• Nut, Self-Locking, PI	29
34	PAOZZ	02731	7-31 1130230-13	•• Cover, Access	1
35	PAOZZ	02731	7-31 1130230-9	•• Cover, Access	1
36	PAOZZ	02731	7-31 1130230-1 1	•• Cover, Access	1
37	XDOFF	02731	7-31 1130230-21	•• Panel, Structural, Ai LH	1
37	XDOFF	02731	7-31 1130230-22	•• Panel, Structural, Ai RH	1
38	XDFZZ	02731	7-31 1130230-3	••• Skin LH	1
38	XDFZZ	02731	7-31 1130230-4	••• Skin RH	1
39	XDFZZ	02731	7-31 1130230-23	••• Skin LH	1
39	XDFZZ	02731	7-31 1130230-24	••• Skin RH	1
40	XDFZZ	02731	7-31 1130230-5	••• Skin LH	1
40	XDFZZ	02731	7-31 1130230-6	••• Skin RH	1
41	XDFZZ	02731	7-31 1130230-17	••• Stringer LH	1
41	XDFZZ	02731	7-31 1130230-18	••• Stringer RH	1
42	XDFZZ	02731	7-31 1130230-15	••• Stringer LH	1
42	XDFZZ	02731	7-31 1130230-16	••• Stringer RH	1
43	XDFZZ	02731	7-31 1130230-19	••• Stringer LH	1
43	XDFZZ	02731	7-31 1130230-20	••• Stringer, Aircraft RH	1
44	XDFZZ	02731	HS195-040001	•• Shim, Tapered	2
45	XDFZZ	02731	HS195-040002	•• Shim, Tapered	2
END OF FIGURE					



M09-646P

Figure 140. Group 02 Wing Assembly, Aircraft Spar Installation
 7-31 1130200-601 LH (Usbl Eff 83-23791 and Subs)
 7-31 1130200-602 RH (Usbl Eff 83-23791 and Subs)

(1) ITEM NO.	(2) SMR CODE	(3) CAGE	(4) PART NUMBER	(5) DESCRIPTION AND USABLE ON CODE (UOC)	(6) QTY
				Group 02 Airframe Fig. 140 Wing Assembly, Aircraft Spar Installation 7-31 1130200-601 LH (Usbl Eff 83-23791 and Subs) 7-31 1130200-602 RH (Usbl Eff 83-23791 and Subs) See Fig. 137 for NHA	
1	XCFFF	02731	7-31 1130040-49	• Spar Instl Assy LH	1
1	XCFFF	02731	7-31 1130040-50	• Spar Instl Assy RH	1
2	XDFFF	02731	7-31 1130040-5	•• Bracket Assy	1
3	XDFZZ	02731	7-31 1130040-21	••• Filler	2
4	XDFFF	02731	7-31 1130040-51	•• Spar Assy LH (U/O P/N 7-311130040-49)	1
4	XDFFF	02731	7-31 1130040-52	•• Spar Assy RH (U/O P/N 7-311130040-50)	1
5	PAOZZ	80205	NAS600-6P	••• Screw, Machine	4
6	PAOZZ	80205	NAS620A4L	••• Washer, Flat	4
7	PAOZZ	97151	8240704-2	••• Connector Body, Rece Grounding Jack	1
8	PAOZZ	02731	HS5435-0303	••• Rivet, Blind	90
9	XDOZZ	98996	RV1241-3-4	••• Rivet, Solid	92
10	XDOZZ	02731	HS5435-0305	••• Rivet, Blind	4
11	PAOZZ	80205	MS21075L3E	••• Nut, Self-Locking, Pl	93
12	XDFZZ	02731	7-31 1130040-35	••• Doubler	8
13	XDFZZ	02731	7-31 1130040-15	••• Doubler LH	1
13	XDFZZ	02731	7-31 1130040-16	••• Doubler RH	1
14	XDFZZ	02731	7-31 1130040-21	••• Filler	2
15	XDFZZ	02731	7-31 1130040-17	••• Strap LH	1
15	XDFZZ	02731	7-31 1130040-58	••• Strap RH	1
16	XDFZZ	02731	7-31 1130040-29	••• Clip LH	1
16	XDFZZ	02731	7-31 1130040-30	••• Clip RH	1
17	XDFZZ	02731	7-31 1130040-31	••• Clip LH	1
17	XDFZZ	02731	7-31 1130040-32	••• Clip RH	1
18	PAOZZ	88044	AN743-13	••• Bracket, Angle	4
19	PAOZZ	02731	7-31 1130040-23	••• Spar, Wing LH	1
19	PAOZZ	02731	7-31 1130040-24	••• Spar, Wing RH	1
20	XDFZZ	02731	7-31 1130040-10	••• Strap, Upper RH	1
20	XDFZZ	02731	7-31 1130040-9	••• Strap, Upper LH	1
21	XDFZZ	02731	7-31 1130040-11	••• Strap, Lower LH	1
21	XDFZZ	02731	7-31 1130040-12	••• Strap, Lower RH	1
22	XDFZZ	02731	7-31 1130040-13	••• Angle	1
23	XDFZZ	02731	7-31 1130040-33	••• Bracket LH	1
23	XDFZZ	02731	7-31 1130040-34	••• Bracket RH	1
24	XDFZZ	02731	7-31 1130040-47	••• Bracket LH (U/O P/N 7-311130040-51)	1
24	XDFZZ	02731	7-31 1130040-48	••• Bracket RH (U/O P/N 7-311130040-52)	1
25	PAOZZ	02731	HS4592-2D6-12	••• Bracket, Angle	1
26	PAOZZ	80205	MS21042L04	••• Nut, Self-Locking, Ex	4
27	PAOZZ	81349	M83723/61-210R	••• Dummy Connector, Rec	1
28	PAOZZ	02731	HS4153-02	••• Nut, Self-Locking, Pl	1
29	PAOZZ	02731	HS5435-0302	••• Rivet, Blind	2
30	XDFZZ	02731	7-31 1130040-19	••• Bracket	1
31	XDFZZ	02731	7-31 1130040-20	••• Bracket	1
32	XCFFF	02731	7-31 1130251-1	• Spar Instl LH	1
32	XCFFF	02731	7-31 1130251-2	• Spar Instl RH	1
33	PAOZZ	02731	HS4379-6	•• Nut, Self-Locking, Ba	4
34	PAOZZ	02731	HS4380-6	•• Retainer, Nut and Bo	4
35	XDFZZ	02731	7-31 1130250-3	•• Spar LH	1

(1) ITEM NO.	(2) SMR CODE	(3) CAGE	(4) PART NUMBER	(5) DESCRIPTION AND USABLE ON CODE (UOC)	(6) QTY
35	XDFZZ	02731	7-31 1130250-4	.. Spar RH	1
36	PAFZZ	02731	HS5602-5-2	.. Pin-Rivet, Threaded	3
37	PAFZZ	02731	HS5581-5	.. Collar, Pin-Rivet, Th	3
38	PAFZZ	02731	HS5602-5-3	.. Pin-Rivet, Threaded	3
39	PAFZZ	02731	HS5581-5	.. Collar, Pin-Rivet, Th	3
40	PAFZZ	02731	HS5602-5-4	.. Pin-Rivet, Threaded	1
41	PAFZZ	02731	HS5581-5	.. Collar, Pin-Rivet, Th	1
42	PAFZZ	02731	HS5602-5-5	.. Pin-Rivet, Threaded	2
43	PAFZZ	02731	HS5581-5	.. Collar, Pin-Rivet, Th	2
44	PAFZZ	02731	HS4591-1D6-6	.. Bracket, Angle	3
45	PAFZZ	02731	HS4592-2D6-10	.. Bracket, Angle	2
46	PAFZZ	02731	HS5413-5-2	.. Rivet, Blind	8
47	PAFFF	02731	7-31 1130251-5	.. Bracket Double Angl	1
48	PAFZZ	02731	HS4153-02	.. Nut, Self-Locking, Pl	1
49	XCOFF	02731	7-31 1130221-1	.. Spar Instl, Forward LH	1
49	XCOFF	02731	7-31 1130221-2	.. Spar Instl, Forward RH	1
50	PAOZZ	02731	HS4379-6	.. Nut, Self-Locking, Ba	4
51	PAOZZ	02731	HS4380-6	.. Retainer, Nut and Bo	4
52	XDFZZ	02731	7-31 1130220-3	.. Spar, Forward LH	1
52	XDFZZ	02731	7-31 1130220-4	.. Spar, Forward RH	1
53	PAOZZ	02731	HS5602-5-5	.. Pin-Rivet, Threaded	4
54	PAOZZ	02731	HS5581-5	.. Collar, Pin-Rivet, Th	4
55	PAOZZ	02731	HS5602-5-4	.. Pin-Rivet, Threaded	2
56	PAOZZ	02731	HS5581-5	.. Collar, Pin-Rivet, Th	2
57	PAOZZ	02731	HS5602-5-3	.. Pin-Rivet, Threaded	1
58	PAOZZ	02731	HS5581-5	.. Collar, Pin-Rivet, Th	1
59	PAOZZ	02731	HS5602-5-2	.. Pin-Rivet, Threaded	14
60	PAOZZ	02731	HS5581-5	.. Collar, Pin-Rivet, Th	14
61	PAOZZ	02731	HS4591-1D6-8	.. Bracket, Angle	1
END OF FIGURE					

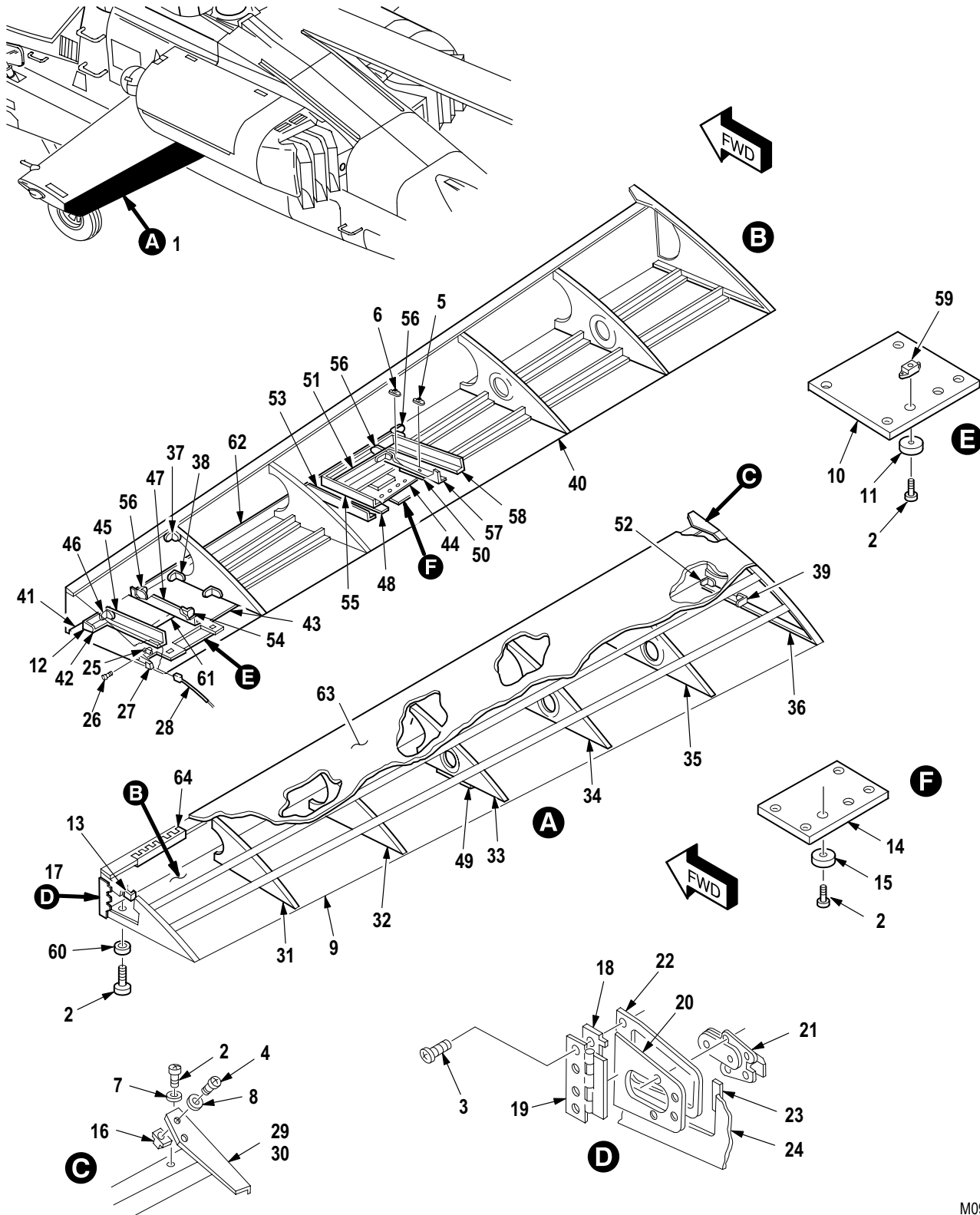
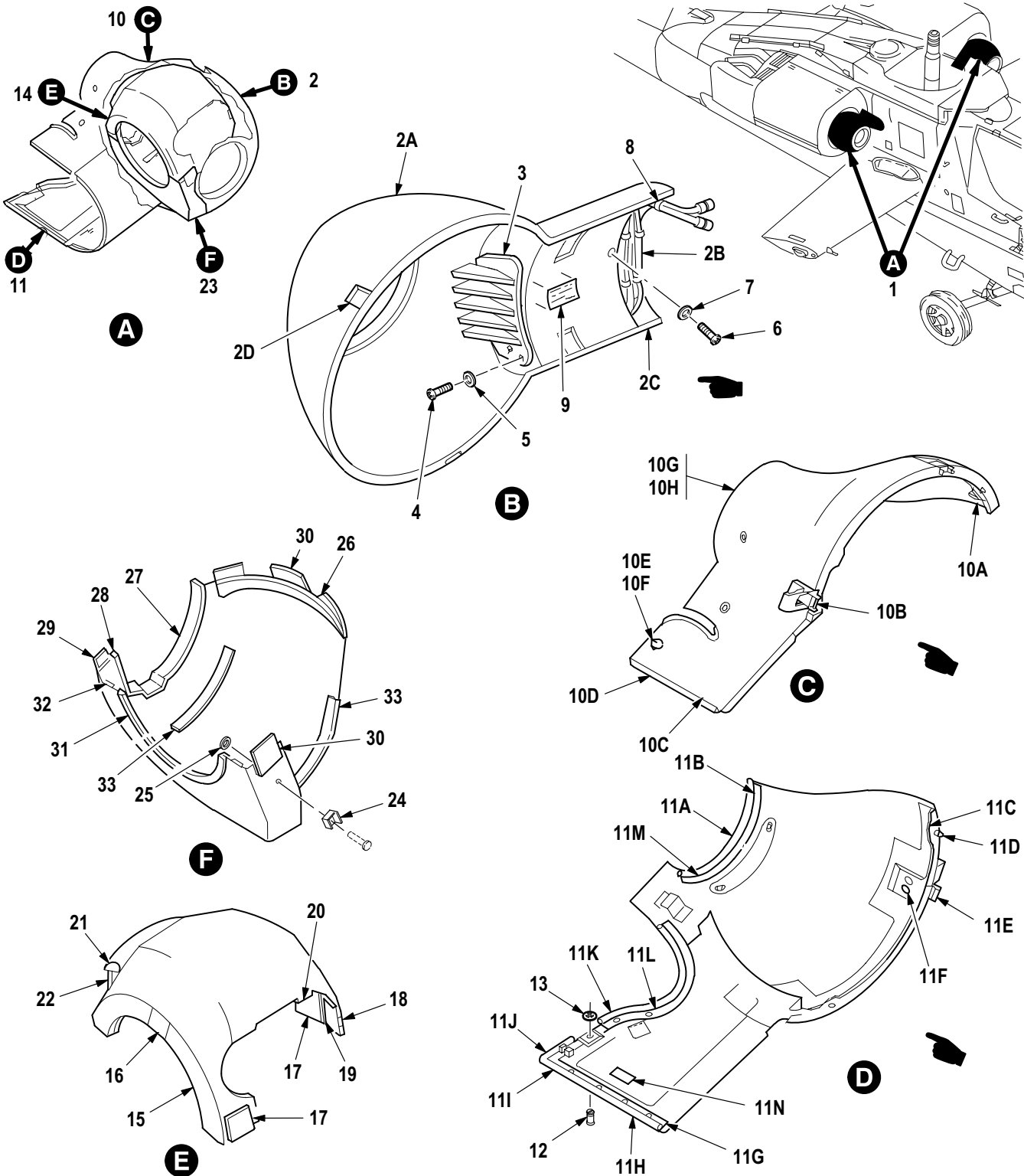


Figure 141. Group 02 Wing Assembly, Aircraft Trailing Edge Installation
 7-31 1130200-601 LH (Usbl Eff 83-23791 and Subs)
 7-31 1130200-602 RH (Usbl Eff 83-23791 and Subs)

(1) ITEM NO.	(2) SMR CODE	(3) CAGE	(4) PART NUMBER	(5) DESCRIPTION AND USABLE ON CODE (UOC)	(6) QTY
				Group 02 Airframe Fig. 141 Wing Assembly, Aircraft Trailing Edge Installation 7-31 1130200-601 LH (Usbl Eff 83-23791 and Subs) 7-31 1130200-602 RH (Usbl Eff 83-23791 and Subs) See Fig. 137 for NHA	
1	XCOFF	02731	7-31 1130290-1	• Trailing Edge Instl LH	1
1	XCOFF	02731	7-31 1130290-2	• Trailing Edge Instl RH	1
2	PAOZZ	80205	NAS603-8	•• Screw, Machine	79
3	PAOZZ	80205	NAS603-9P	•• Screw, Machine	4
4	PAOZZ	80205	NAS623-4-3	•• Screw, Machine	8
5	PAFZZ	80205	NAS1195DD3XH	•• Nut Spacer, Plate	4
6	PAFZZ	80205	NAS1195DD3XM	•• Nut Spacer, Plate	4
7	PAOZZ	88044	AN960JD10L	•• Washer, Flat	83
8	PAOZZ	88044	AN960KD416L	•• Washer, Flat	4
9	PAOFF	02731	7-31 1130290-3	•• Trailing Edge, Wing LH	1
9	PAOFF	02731	7-31 1130290-4	•• Trailing Edge, Wing RH	1
10	PAOFF	02731	7-31 1130290-81	••• Cover, Access LH	1
10	PAOFF	02731	7-31 1130290-82	••• Cover, Access RH	1
11	MFFZZ	02731	7-31 1130290-79	•••• Spacer	2
12	XDFZZ	02731	7-31 1130290-51	••• Clip LH	1
12	XDFZZ	02731	7-31 1130290-52	••• Clip RH	1
13	XDFZZ	02731	7-31 1130290-55	••• Clip	16
14	XDFFF	02731	7-31 1130290-75	••• Cover Assy LH	1
14	XDFFF	02731	7-31 1130290-76	••• Cover Assy RH	1
15	MFFZZ	02731	7-31 1130290-79	•••• Spacer	2
16	PAOZZ	96906	MS21075L4E	••• Nut, Self-Locking, Pl	4
17	XDFFF	02731	7-31 1130290-63	••• Rib Assy LH	1
17	XDFFF	02731	7-31 1130290-64	••• Rib Assy RH	1
18	XDFZZ	02731	7-31 1130290-61	•••• Retainer, Pin	1
19	MOOZZ	02731	7-31 1130290-59	•••• Hinge LH	1
19	MOOZZ	02731	7-31 1130290-60	•••• Hinge RH	1
20	XDFZZ	02731	7-31 1130290-65	•••• Door	1
21	PAOZZ	02731	HS4217S073C191	•••• Latch, Thumb	1
22	XDFZZ	02731	7-31 1130290-67	•••• Seal	2
23	XDFZZ	02731	7-31 1130290-57	•••• Strike	1
24	XDFZZ	02731	7-31 1130290-49	•••• Rib LH	1
24	XDFZZ	02731	7-31 1130290-50	•••• Rib RH	1
25	PAOZZ	80205	MS21075L06N	•••• Nut, Self-Locking, Pl	2
26	PAOZZ	96906	MS51957-29	•••• Screw, Machine	2
27	PAOZZ	02731	HS5689-3	•••• Holder, Electrostatic	1
28	PAOZZ	02731	HS5689-2	•••• Discharger, Electros	1
29	XDFZZ	02731	7-31 1130290-19	••• Tie LH	1
30	XDFZZ	02731	7-31 1130290-20	••• Tie RH	1
31	XDFZZ	02731	7-31 1130290-31	••• Rib LH	1
31	XDFZZ	02731	7-31 1130290-32	••• Rib RH	1
32	XDFZZ	02731	7-31 1130290-29	••• Rib LH	1
32	XDFZZ	02731	7-31 1130290-30	••• Rib RH	1
33	XDFZZ	02731	7-31 1130290-27	••• Rib LH	1
33	XDFZZ	02731	7-31 1130290-28	••• Rib RH	1
34	XDFZZ	02731	7-31 1130290-25	••• Rib LH	1
34	XDFZZ	02731	7-31 1130290-26	••• Rib RH	1

(1) ITEM NO.	(2) SMR CODE	(3) CAGE	(4) PART NUMBER	(5) DESCRIPTION AND USABLE ON CODE (UOC)	(6) QTY
35	XDFZZ	02731	7-31 1130290-23	... Rib LH	1
35	XDFZZ	02731	7-31 1130290-24	... Rib RH	1
36	XDFZZ	02731	7-31 1130290-21	... Rib LH	1
36	XDFZZ	02731	7-31 1130290-22	... Rib RH	1
37	XDFZZ	02731	7-31 1130290-35	... Clip LH	6
37	XDFZZ	02731	7-31 1130290-36	... Clip RH	6
38	XDFZZ	02731	7-31 1130290-37	... Clip LH	8
38	XDFZZ	02731	7-31 1130290-38	... Clip RH	8
39	XDFZZ	02731	7-31 1130290-45	... Clip	4
40	XDFFF	02731	7-31 1130290-41	... Panel Assy, Lower LH	1
40	XDFFF	02731	7-31 1130290-42	... Panel Assy, Lower RH	1
41	XDFZZ	02731	7-31 1130290-71 Stiffener, Lower LH	1
41	XDFZZ	02731	7-31 1130290-72 Stiffener, Lower RH	1
42	MFFZZ	02731	7-31 1130290-89 Spacer	1
43	XDFZZ	02731	7-31 1130290-85 Doubler LH	1
43	XDFZZ	02731	7-31 1130290-86 Doubler RH	1
44	XDFZZ	02731	7-31 1130290-73 Doubler LH	1
44	XDFZZ	02731	7-31 1130290-74 Doubler RH	1
45	XDFZZ	02731	7-31 1130290-91 Zee LH	1
45	XDFZZ	02731	7-31 1130290-92 Zee RH	1
46	XDFZZ	02731	7-31 1130290-53 Clip LH	1
46	XDFZZ	02731	7-31 1130290-54 Clip RH	1
47	XDFZZ	02731	7-31 1130290-97 Zee LH	1
47	XDFZZ	02731	7-31 1130290-98 Zee RH	1
48	MFFZZ	02731	7-31 1130290-1 13 Spacer	1
49	PAFZZ	02731	7-31 1130290-1 17 Plate, Structural, Ai	1
50	MFFZZ	02731	7-31 1130290-1 15 Spacer	1
51	XDFZZ	02731	7-31 1130290-1 19 Stringer LH	1
51	XDFZZ	02731	7-31 1130290-120 Stringer RH	1
52	XDFZZ	02731	7-31 1130290-37 Clip LH	2
52	XDFZZ	02731	7-31 1130290-38 Clip RH	2
53	XDFZZ	02731	7-31 1130290-105 Zee LH	1
53	XDFZZ	02731	7-31 1130290-106 Zee RH	1
54	XDFZZ	02731	7-31 1130290-55 Clip	7
55	XDFZZ	02731	7-31 1130290-107 Zee LH	1
55	XDFZZ	02731	7-31 1130290-108 Zee RH	1
56	XDFZZ	02731	7-31 1130290-93 Clip LH	3
56	XDFZZ	02731	7-31 1130290-94 Clip RH	3
57	XDFZZ	02731	7-31 1130290-109 Zee LH	1
57	XDFZZ	02731	7-31 1130290-1 10 Zee RH	1
58	XDFZZ	02731	7-31 1130290-1 11 Zee LH	1
58	XDFZZ	02731	7-31 1130290-1 12 Zee RH	1
59	PAOZZ	80205	MS21075L3E Nut, Self-Locking, Pl	12
60	MFFZZ	02731	7-31 1130290-87 Spacer	1
61	XDFZZ	02731	7-31 1130290-95 Stringer LH	1
61	XDFZZ	02731	7-31 1130290-96 Stringer RH	1
62	XDFZZ	02731	7-31 1130290-69 Stiffener, Lower LH	1
62	XDFZZ	02731	7-31 1130290-70 Stiffener, Lower RH	1
63	XDFFF	02731	7-31 1130290-43	... Panel Assy, Upper LH	1
63	XDFFF	02731	7-31 1130290-44	... Panel Assy, Upper RH	1
64	MOOZZ	96906	MS21266-1N	... Grommet, Nonmetallic	1

END OF FIGURE

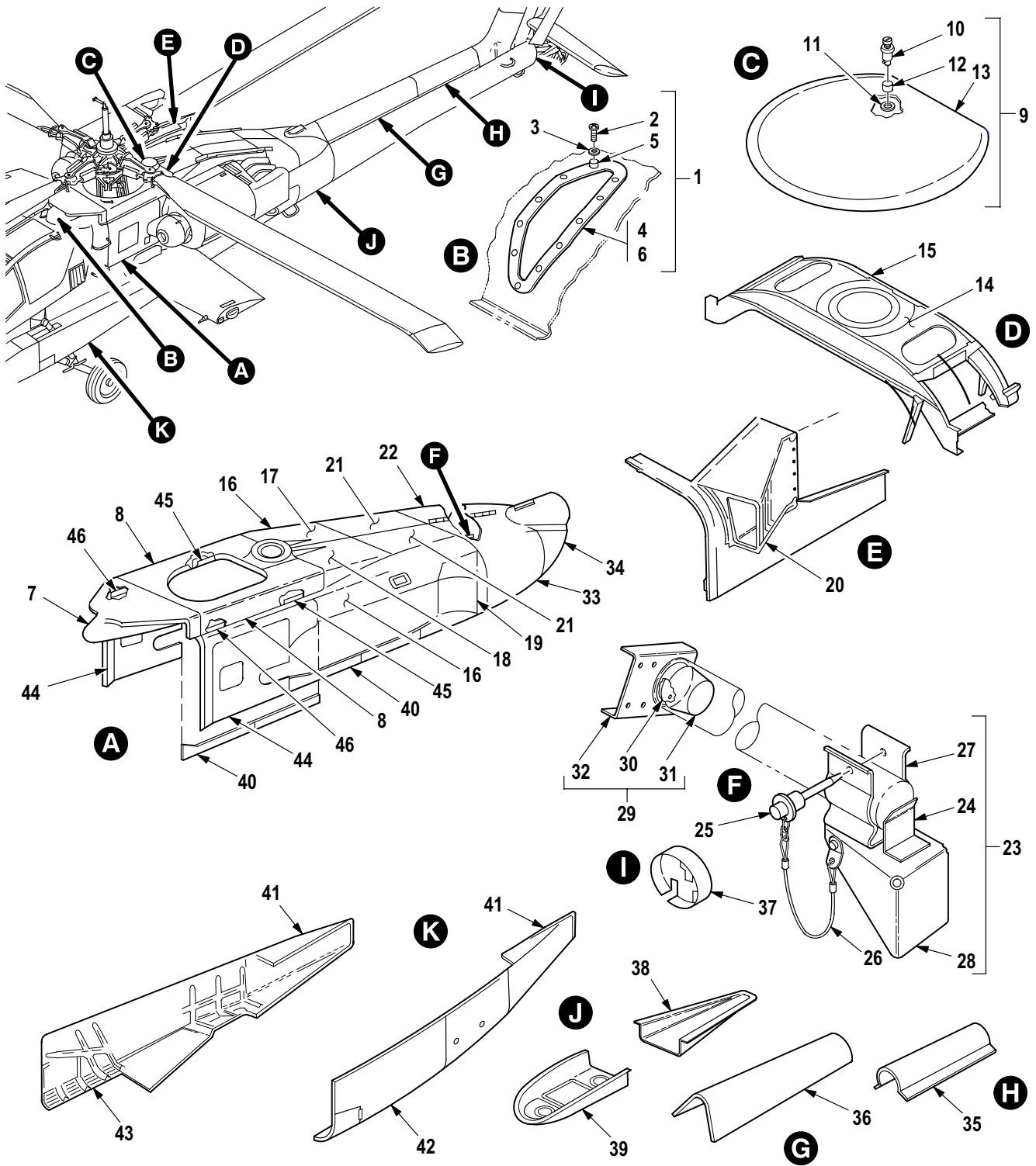


M09-683K

Figure 142. Group 02 Fairing Installation, Nose Gearbox

(1) ITEM NO.	(2) SMR CODE	(3) CAGE	(4) PART NUMBER	(5) DESCRIPTION AND USABLE ON CODE (UOC)	(6) QTY
				Group 02 Airframe Fig. 142 Fairing Installation, Nose Gearbox	
1	A0000	02731	7-31 1140170-1	· Fairing Inst LH	1
1	A0000	02731	7-31 1140170-2	· Fairing Inst RH	1
2	A00DD	02731	7-31 1140175-10	·· Fairing, Fuselage, Ai RH	1
2	A00DD	02731	7-31 1140175-9	·· Fairing, Fuselage, Ai LH	1
2A	PAOFF	98085	6110-123-2	··· Fairing RH	1
2A	PAOFF	98085	6110-123-1	··· Fairing LH	1
2B	PAOZZ	02731	HS4070-A-1800	···· Seal, Nonmetallic Sp	1
2C	PAOZZ	88044	NAS1149DN332J	···· Washer, Flat	10
2D	PAOZZ	02731	HS4492-15	···· Keeper	4
3	PAODD	98085	6110-201	··· Control Module Assy	1
4	PAOZZ	96906	MS16997-1 1	··· Screw, Cap, Socket He	6
5	PAOZZ	96906	MS27183-4	··· Washer, Flat	6
6	PAOZZ	80205	NAS601-6P	··· Screw, Machine	2
7	PAOZZ	88044	AN960-6	··· Washer, Flat	2
8	PAOZZ	96906	MS3367-4-9	··· Strap, Tiedown, Elect	1
9	XDOZZ	98085	6110-1 12-1	··· Name Plate	1
10	PAOOO	02731	7-31 1140189-1	·· Fairing, Aircraft LH	1
10	PAOOO	02731	7-31 1140189-2	·· Fairing, Aircraft RH	1
10A	PAOZZ	98085	6121-1 15	··· Angle	1
10B	PAOZZ	02731	HS4490-1	··· Latch, Snap Slide Fas	2
10C	PAOZZ	98085	6120-127	··· Bumper	1
10D	PAOZZ	98085	6120-165	··· Seal, Nonmetallic St	1
10E	PAOZZ	29372	CA1826-1	··· Ring, Retaining LH	3
10F	PAOZZ	02731	HS4496-1	··· Stud, Turnlock Faste	3
10G	PAOZZ	98085	6120-129	··· Rubber Strip	1
10H	XAOZZ	98085	6120-123	··· Seal, Retainer, Nacel LH	1
10H	XAOZZ	98085	6120-124	··· Seal, Retainer, Nacel RH	1
11	PAOOO	02731	7-31 1140174-55	·· Fairing Assy, Nose LH	1
11	PAOOO	02731	7-31 1140174-56	·· Fairing Assy, Nose G RH	1
11A	XDOZZ	02731	7-31 1140174-31	··· Seal, Nacelle	1
11B	PAOZZ	02731	7-31 1140174-33	··· Seal, Nonmetallic Sp	1
11C	PAOZZ	02731	7-31 1140174-15	··· Seal, Retainer, Nacel	2
11D	PAOZZ	02731	7-1 11260217-1	··· Pin, Straight, Headed	2
11E	PAOZZ	02731	HS4490-1	··· Latch, Snapslide Fas	2
11F	PAOZZ	88044	AN960JD4	··· Washer, Flat	4
11G	XDOZZ	02731	7-31 1140174-63	··· Seal, Retainer, Nacel	1
11G	XDOZZ	02731	7-31 1140174-64	··· Seal, Retainer, Nacel	1
11H	XDOZZ	02731	7-31 1140174-23	··· Seal, Retainer, Nacel	1
11I	XDOZZ	02731	7-31 1140174-19	··· Seal, Retainer, Nacel	1
11J	XDOZZ	02731	7-31 1140174-61	··· Seal, Retainer, Nacel	1
11J	XDOZZ	02731	7-31 1140174-62	··· Seal, Retainer, Nacel	1
11K	PAOZZ	02731	7-31 1140174-65	··· Seal, Nonmetallic Sp	1
11L	XDOZZ	02731	7-31 1140174-67	··· Seal, Retainer, Nacel	1
11L	XDOZZ	02731	7-31 1140174-68	··· Seal, Retainer, Nacel	1
11M	PAOZZ	88044	AN960JD3	··· Washer, Flat	34
11N	XDOZZ	02731	HS4367-5	··· Plate, Identificatio	1
12	PAOZZ	02731	HS4496-1	··· Stud, Turnlock Faste	3
13	PAOZZ	29372	CA1826-1	··· Ring, Retaining	3
14	PAOOO	02731	7-31 1140081-27	·· Shroud Assembly, Gea LH	1
14	PAOOO	02731	7-31 1140081-28	·· Shroud Assembly, Gea RH	1

(1) ITEM NO.	(2) SMR CODE	(3) CAGE	(4) PART NUMBER	(5) DESCRIPTION AND USABLE ON CODE (UOC)	(6) QTY
15	MOOZZ	02731	7-31 1140081-15	... Seal	1
16	MOOZZ	02731	7-31 1140081-17	... Liner	1
17	XDOZZ	02731	HS4590-2-100	... Loop	4
18	MOOZZ	02731	7-31 1140081-19	... Liner	2
19	MOOZZ	02731	7-31 1140081-31	... Liner	1
20	MOOZZ	02731	7-31 1140081-5	... Liner, Nacelle	2
21	MOOZZ	02731	7-31 1140081-7	... Liner, Nacelle	1
22	MOOZZ	02731	7-31 1140081-9	... Liner, Nacelle	1
23	PAOOO	02731	7-31 1140082-31	... Shroud Assembly LH	1
23	PAOOO	02731	7-31 1140082-32	... Shroud Assembly RH	1
24	PAOZZ	02731	HS4271-1S6	... Mounting Base, Tiedo	4
25	PAOZZ	88044	AN960JD5	... Washer, Flat	4
26	MOOZZ	02731	7-31 1140082-5	... Liner, Nacelle	1
27	MOOZZ	02731	7-31 1140082-7	... Liner, Nacelle	1
28	MOOZZ	02731	7-31 1140082-9	... Liner, Nacelle	1
29	PAOZZ	02731	7-31 1140082-19	... Loop Assy, Shroud	1
30	PAOZZ	02731	7-31 1140082-21	... Fairing, Aircraft	4
31	MOOZZ	02731	7-31 1140082-15	... Seal, Loop Assy	1
32	MOOZZ	02731	7-31 1140082-17	... Liner	1
33	MOOZZ	02731	7-31 1140082-23	... Liner	2
END OF FIGURE					



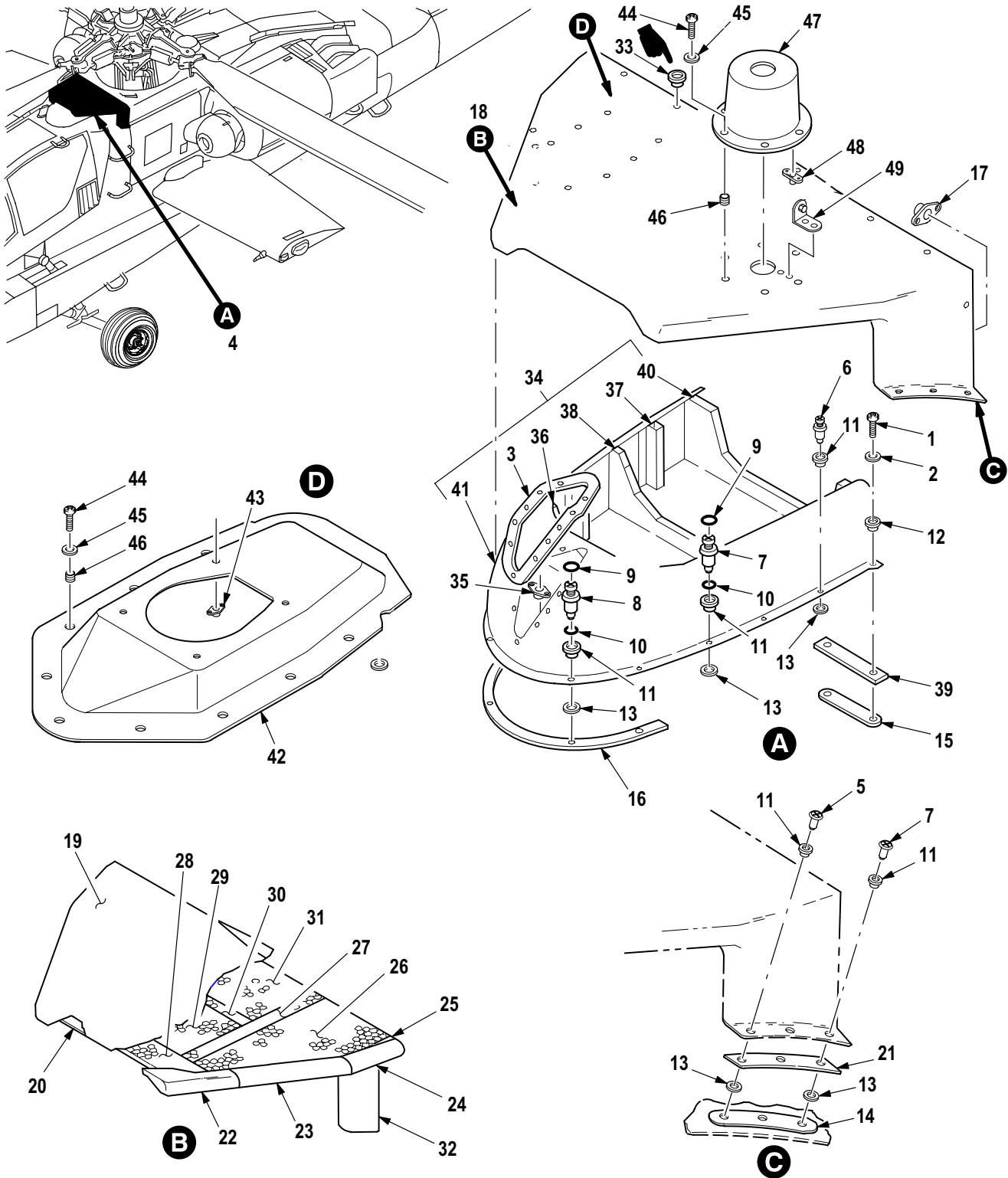
M09-1102D

Figure 143. Group 02 Fairing Installation, Fuselage
7-31 1150000

(1) ITEM NO.	(2) SMR CODE	(3) CAGE	(4) PART NUMBER	(5) DESCRIPTION AND USABLE ON CODE (UOC)	(6) QTY
				Group 02 Airframe Fig. 143 Fairing Installation, Fuselage 7-31 1150000	
1	XCOOO	02731	7-31 1150152-3	• Cover Plate Instl	1
2	PAOZZ	80205	NAS603-9P	•• Screw, Machine	11
3	PAOZZ	88044	AN960JD10L	•• Washer, Flat	11
4	PAOOO	02731	7-31 1150152-5	•• Cover, Access	1
5	PAOZZ	02731	HS4874-3B2A	••• Grommet, Metallic	11
6	XAOZZ	02731	7-31 1150152-7	••• Cover Plate	1
7	XCOOO	02731	7-31 1150145-1	• Fairing Assy (See Fig. 144 for Breakdown)	1
8	XCOOO	02731	7-31 1150115-601	• Fairing Instl LH (See Fig. 145 for Breakdown)	1
8	XCOOO	02731	7-31 1150115-602	• Fairing Instl RH (See Fig. 145 for Breakdown)	1
8	XCOOO	02731	7-31 1150115-603	• Fairing Instl LH (See Fig. 145A for Breakdown) A/C with MWO 1-1520-238-50-50 Incorporated	1
8	XCOOO	02731	7-31 1150115-604	• Fairing Instl RH (See Fig. 145A for Breakdown) A/C with MWO 1-1520-238-50-50 Incorporated	1
9	PAOOO	02731	7-31 1150135-1	• Cover Assy Radar Ja (Two Way Interchangeable With 7-511150152-101) ...	1
9	PAOOO	8V613	7-51 1150152-101	• Cover Assy Radar Ja (Two Way Interchangeable With 7-311150135-1)	1
10	PAOZZ	02731	HS4431-4	•• Stud Assembly, Turnl	5
11	PAOZZ	02731	HS4432-2	•• Push On Nut	5
12	PAOZZ	02731	HS4874-4A2A	•• Grommet, Nonmetallic (U/O P/N 7-311150135-1)	5
12	PAOZZ	02731	HS4874-4B2C	•• Grommet, Nonmetallic (U/O P/N 7-511150152-101)	5
13	XAOZZ	02731	7-31 1150135-7	•• Cover (U/O P/N 7-311150135-1)	1
13	XAOZZ	02731	7-51 1150153-101	•• Cover (U/O P/N 7-511150152-101)	1
14	XCOOO	02731	7-31 1150142-1	• Fairing Instl Assy (See Fig. 146 for Breakdown) (Two Way Interchangeable With 7-511150155-101) ..	1
14	XCOOO	8V613	7-51 1150155-101	• Fairing Instl Assy (See Fig. 146 for Breakdown) (Two Way Interchangeable With 7-311150142-1)	1
15	XCOOO	02731	7-31 1150141-603	• Frame Instl Assy (See Fig. 147 for Breakdown)	1
16	XCOOO	02731	7-31 1150114-35	• Support Instl Assy LH (See Fig. 148 for Breakdown)	1
16	XCOOO	02731	7-31 1150114-36	• Support Instl Assy RH (See Fig. 148 for Breakdown)	1
17	XCOOO	02731	7-31 1150146-601	• Door Instl Assy LH (See Fig. 149 for Breakdown)	1
18	XCOOO	02731	7-31 1150146-602	• Door Instl Assy RH (See Fig. 150 for Breakdown)	1
19	XCOOO	02731	7-31 1150123-601	• Fairing Instl Assy LH (See Fig. 151 for Breakdown)	1
20	XCOOO	02731	7-31 1150111-601	• Fairing Instl (See Fig. 152 for Breakdown)	1
21	XCOOO	02731	7-31 1150122-601	• Door Instl Assy LH (See Fig. 153 for Breakdown) (Two Way Interchangeable With 7-511150129-101) ..	1
21	XCOOO	02731	7-31 1150122-602	• Door Instl Assy RH (See Fig. 153 for Breakdown) (Two Way Interchangeable With 7-511150130-101) ..	1
21	XCOOO	8V613	7-51 1150129-101	• Door Instl Assy LH (See Fig. 153 for Breakdown) (Two Way Interchangeable With 7-311150122-601) ..	1
21	XCOOO	8V613	7-51 1150130-101	• Door Instl Assy RH (See Fig. 153 for Breakdown) (Two Way Interchangeable With 7-311150122-602) ..	1
22	XCOOO	02731	7-31 1150125-601	• Fairing Instl Assy RH (See Fig. 154 for Breakdown) (Two Way Interchangeable With 7-511150136-101) ..	1
22	XCOOO	8V613	7-51 1150136-101	• Fairing Instl Assy RH (See Fig. 154 for Breakdown) (Two Way Interchangeable With 7-311150125-601) ..	1
23	XCOOO	02731	7-21 1150143-3	• Support Instl Assy	1
24	PAOZZ	02731	7-21 1150143-15	•• Bracket, Angle	1
25	PAOZZ	80205	NAS1333A3S14D	•• Pin, Quick Release	1
26	PAOZZ	02731	HS4494-4800	•• Wire Rope Assembly	1
27	PAOZZ	02731	7-21 1150143-17	•• Clip, Spring Tension	1

(1) ITEM NO.	(2) SMR CODE	(3) CAGE	(4) PART NUMBER	(5) DESCRIPTION AND USABLE ON CODE (UOC)	(6) QTY
28	XDOZZ	02731	7-21 1150143-9	•• Support	1
29	PAOOO	02731	7-21 1150143-5	• Plug Assy, Hydraulic	1
30	PAOZZ	02731	7-21 1150143-7	•• Washer, Flat	1
31	XAOZZ	02731	7-21 1150144	•• Plug	1
32	XDOZZ	02731	7-21 1150143-1 1	•• Bracket	1
33	XCOOO	02731	7-31 1150126-601	• Door Instl Assy LH (See Fig. 155 for Breakdown) (Two Way Interchangeable With 7-511150141-101) ..	1
33	XCOOO	8V613	7-51 1150141-101	• Door Instl Assy LH (See Fig. 155 for Breakdown) (Two Way Interchangeable With 7-311150126-601) ..	1
34	XCOOO	02731	7-31 1150110-601	• Fairing Instl (See Fig. 156 for Breakdown) (Two Way Interchangeable With 7-511150100-101) ..	1
34	XCOOO	08V61	7-51 1150100-101	• Fairing Instl (See Fig. 156 for Breakdown) (Two Way Interchangeable With 7-311150110-601) ..	1
35	XCOOO	02731	7-31 1150130-603	• Fairing Instl Assy (See Fig. 157 for Breakdown)	1
36	XCOOO	02731	7-31 1150131-601	• Fairing Instl Assy (See Fig. 158 for Breakdown) (Usbl Eff 82-23355 thru 88-0199)	1
36	XCOOO	02731	7-31 1150131-603	• Fairing Instl Assy (See Fig. 158 for Breakdown) (Usbl Eff 88-0200 and Subs)	1
37	XCOOO	02731	7-31 1150147	• Fairing Instl Assy (See Fig. 159 for Breakdown)	1
37	XCOOO	8V613	7-51 1150147-1	• Fairing Instl Assy (See Fig. 159 for Breakdown) A/C With MWO 1-1520-238-55-11 Incorporated	1
38	XCOOO	02731	7-31 1150149	• Fairing, Ant Instl (See Fig. 160 for Breakdown) (Two Way Interchangeable With 7-511150161-101) ..	1
38	XCOOO	8V613	7-51 1150161-101	• Fairing, Ant Instl (See Fig. 160 for Breakdown) (Two Way Interchangeable With 7-311150149)	1
39	XCOOO	02731	7-31 1150148	• Fairing Instl Assy (See Fig. 161 for Breakdown)	1
40	XCOOO	02731	7-31 1150119-601	• Fairing Instl Assy LH (See Fig. 162 for Breakdown)	1
40	XCOOO	02731	7-31 1150119-602	• Fairing Instl Assy RH (See Fig. 162 for Breakdown)	1
41	XCOOO	02731	7-31 1150150-1	• Fairing Instl Assy LH (See Fig. 163 for Breakdown)	1
41	XCOOO	02731	7-31 1150150-2	• Fairing Instl Assy RH (See Fig. 163 for Breakdown)	1
41	XCOOO	02731	7-31 1150150-601	• Fairing Instl Assy (See Fig. 163A for Breakdown) A/C With MWO 1-1520-238-50-49 Incorporated	1
42	XCOOO	02731	7-31 1150140-601	• Fairing Instl LH (See Fig. 164 for Breakdown)	1
43	XCOOO	02731	7-31 1150140-5	• Fairing Instl (See Fig. 167 for Breakdown)	1
44	XCOOO	02731	7-31 1150112-601	• Panel Instl (See Fig. 170 for Breakdown) (Two Way Interchangeable With 7-511150103-101) ..	1
44	XCOOO	02731	7-31 1150112-602	• Panel Instl (See Fig. 170 for Breakdown) (Two Way Interchangeable With 7-511150103-102) ..	1
44	XCOOO	8V613	7-51 1150103-101	• Panel Instl (See Fig. 170 for Breakdown) (Two Way Interchangeable With 7-311150112-601) ..	1
44	XCOOO	8V613	7-51 1150103-102	• Panel Instl (See Fig. 170 for Breakdown) (Two Way Interchangeable With 7-311150112-602) ..	1
45	XCOOO	02731	7-31 1150113-601	• Support Instl LH (See Fig.171 for Breakdown) (Two Way Interchangeable With 7-511150114-101) ..	1
45	XCOOO	02731	7-31 1150113-602	• Support Instl RH (See Fig. 171 for Breakdown) (Two Way Interchangeable With 7-511150114-102) ..	1
45	XCOOO	8V613	7-51 1150114-101	• Support Instl LH (See Fig. 171 for Breakdown) (Two Way Interchangeable With 7-311150113-601) ..	1
45	XCOOO	8V613	7-51 1150114-102	• Support Instl RH (See Fig. 171 for Breakdown) (Two Way Interchangeable With 7-311150113-602) ..	1
46	XCOOO	02731	7-31 1150117-603	• Longeron Instl LH (See Fig. 172 for Breakdown)	1
46	XCOOO	02731	7-31 1150117-604	• Longeron Instl RH (See Fig. 172 for Breakdown)	1

END OF FIGURE



M09-1043F

Figure 144. Group 02 Fairing Assembly, Doghouse
7-31 1150145-1

(1) ITEM NO.	(2) SMR CODE	(3) CAGE	(4) PART NUMBER	(5) DESCRIPTION AND USABLE ON CODE (UOC)	(6) QTY
				Group 02 Airframe Fig. 144 Fairing Assembly, Doghouse 7-31 1150145-1 See Fig. 143 for NHA	
1	PAOZZ	80205	NAS623-3-6	• Screw, Machine	4
2	PAOZZ	88044	AN960JD10	• Washer, Flat	4
3	MOOZZ	02731	HS5215B027-0360	• Rubber Strip	1
4	PAOOZ	02731	7-31 1150145-59	• Fairing, Aircraft	1
5	PAOZZ	71286	26S8-7	•• Stud Assembly, Turnl	4
6	PAOZZ	71286	26S8-6	•• Stud Assembly, Turnl	2
7	PAOZZ	71286	26S8-9	•• Stud Assembly, Turnl	8
8	PAOZZ	71286	26S8-1 1	•• Stud Assembly, Turnl	4
9	PAOZZ	96906	MS28775-008	•• O-Ring	8
10	PAOZZ	96906	MS28775-01 1	•• Packing, Preformed	8
11	PAOZZ	02731	HS4874-4A3A	•• Grommet, Nonmetallic	16
12	PAOZZ	02731	HS4874-2A3A	•• Grommet, Nonmetallic	4
13	PAOZZ	02731	HS4432-1	•• Washer, Split	16
14	MOOZZ	02731	7-31 1150145-53	•• Rubber Strip	2
15	MOOZZ	02731	7-31 1150145-51	•• Rubber Strip	2
16	MOOZZ	02731	7-31 1150145-49	•• Rubber Strip	1
17	PAOZZ	02731	HS4430-1	•• Receptacle, Turnlock	10
18	XAOOO	02731	7-31 1150145-21	•• Platform Assy	1
19	XAOZZ	02731	7-31 1150145-31	••• Skin, Upper	1
20	XAOZZ	02731	7-31 1150145-29	••• Skin, Lower	1
21	XDOZZ	02731	7-31 1150145-43	••• Flange LH	1
21	XDOZZ	02731	7-31 1150145-44	••• Flange RH	1
22	XDOZZ	02731	7-31 1150145-33	••• Core LH	1
22	XDOZZ	02731	7-31 1150145-34	••• Core RH	1
23	XDOZZ	02731	7-31 1150145-35	••• Core LH	2
23	XDOZZ	02731	7-31 1150145-36	••• Core RH	2
24	XDOZZ	02731	7-31 1150145-37	••• Core LH	1
24	XDOZZ	02731	7-31 1150145-38	••• Core RH	1
25	XDOZZ	02731	7-31 1150145-19	••• Core LH	1
25	XDOZZ	02731	7-31 1150145-20	••• Core RH	1
26	XDOZZ	02731	7-31 1150145-13	••• Core LH	2
26	XDOZZ	02731	7-31 1150145-14	••• Core RH	2
27	XDOZZ	02731	7-31 1150145-23	••• Core LH	2
27	XDOZZ	02731	7-31 1150145-24	••• Core RH	2
28	XDOZZ	02731	7-31 1150145-27	••• Core	1
29	XDOZZ	02731	7-31 1150145-15	••• Core	1
30	XDOZZ	02731	7-31 1150145-25	••• Core	1
31	XDOZZ	02731	7-31 1150145-17	••• Core	1
32	XDOZZ	02731	7-31 1150145-39	••• Core LH	1
32	XDOZZ	02731	7-31 1150145-40	••• Core RH	1
33	PAOZZ	02731	HS4874-3B2A	••• Grommet, Metallic	1
34	XAOOO	02731	7-31 1150145-41	•• Base Assy	1
35	PAOZZ	80205	MS21075L3E	••• Nut, Self-Locking, Pl	11
36	XDOZZ	02731	7-31 1150145-5	••• Frame	1
37	XDOZZ	02731	7-31 1150145-1 1	••• Stiffener	4
38	XDOZZ	02731	7-31 1150145-7	••• Frame	1
39	XDOZZ	02731	7-31 1150145-45	••• Plate	2
40	XDOZZ	02731	7-31 1150145-9	••• Frame	1

(1) ITEM NO.	(2) SMR CODE	(3) CAGE	(4) PART NUMBER	(5) DESCRIPTION AND USABLE ON CODE (UOC)	(6) QTY
41	XAOZZ	02731	7-31 1150145-3	••• Base	1
42	PAOOO	02731	7-31 1150153	•• Fairing, Fuselage, Ai	1
43	PAOZZ	80205	MS21059L3	••• Nut, Self-Locking, Pl	4
44	PAOZZ	80205	NAS603-8	•• Screw, Machine	15
45	PAOZZ	88044	AN960C10L	•• Washer, Flat	15
46	PAOZZ	80205	NAS1835C3P	•• Insert, Screw Thread	15
47	PAOOO	8V613	7-31 1150160-1	•• Support, Structural	1
48	XDOZZ	80205	MS21075L08	••• Nut, Self-Locking, Pl	4
49	PAOZZ	02731	HS4591-1D6-7	•• Bracket, Angle	1
END OF FIGURE					

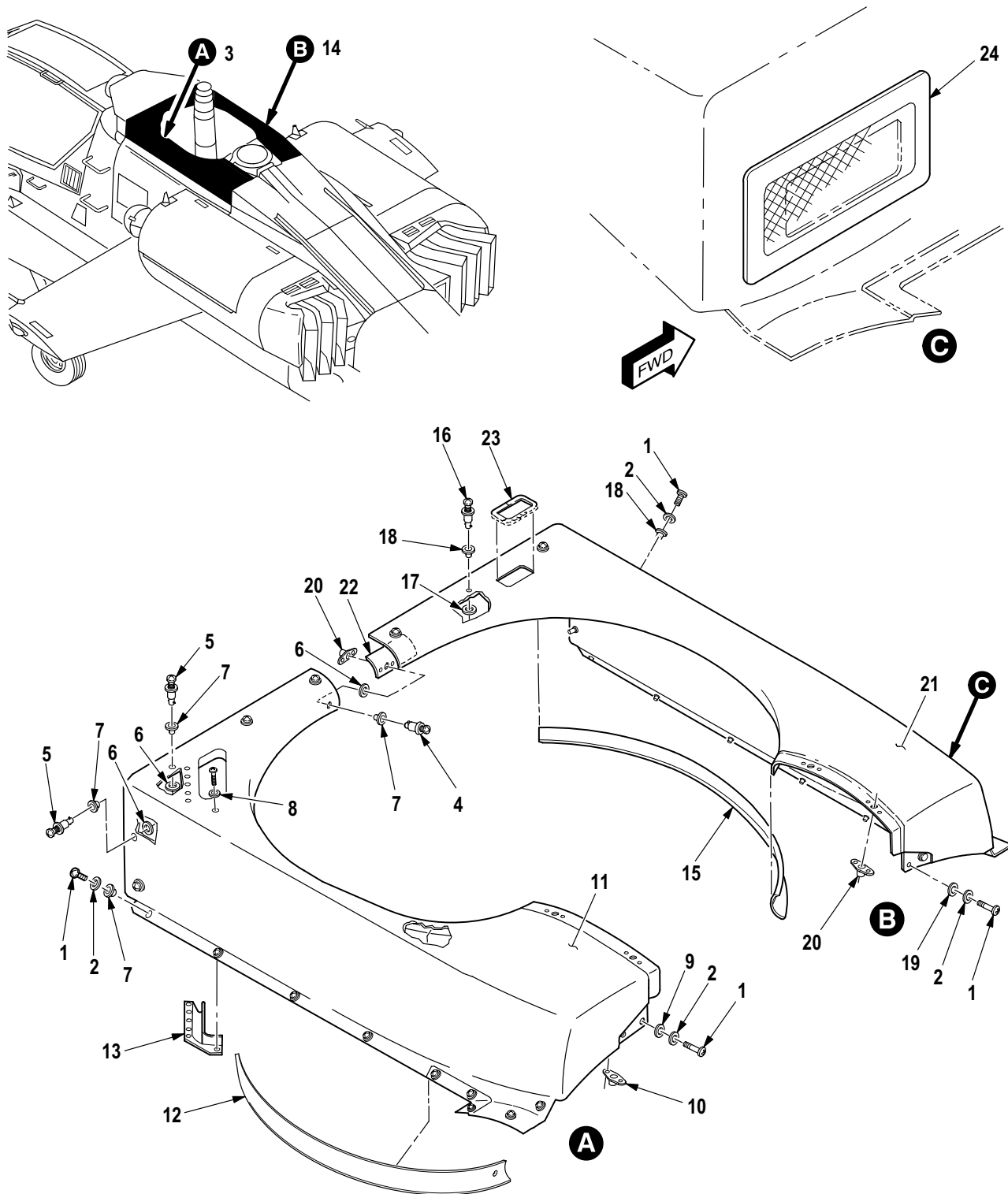
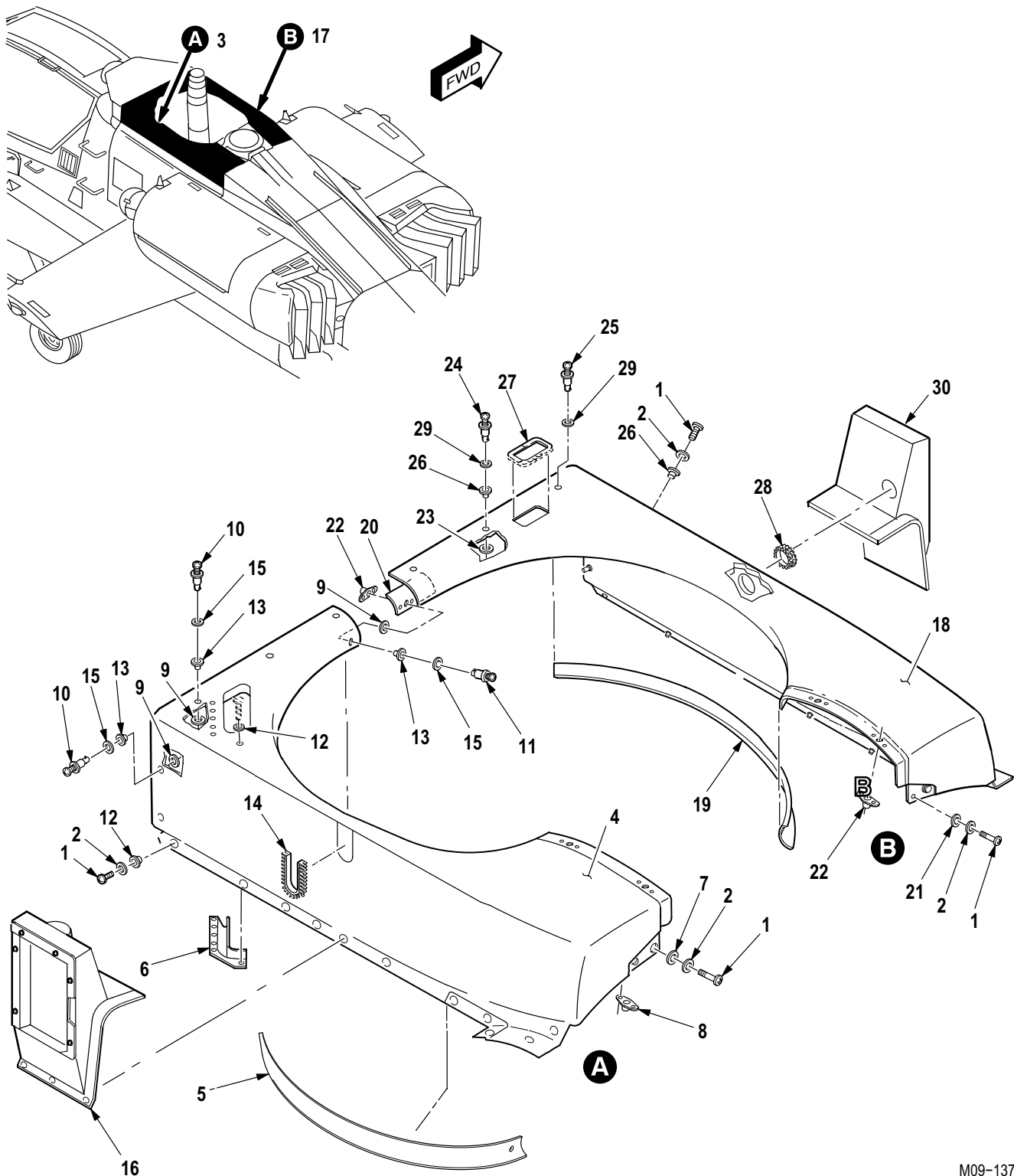


Figure 145. Group 02 Fairing Installation Assembly, Main Rotor Shaft
 7-31 1150115-601 LH
 7-31 1150115-602 RH

(1) ITEM NO.	(2) SMR CODE	(3) CAGE	(4) PART NUMBER	(5) DESCRIPTION AND USABLE ON CODE (UOC)	(6) QTY
				Group 02 Airframe Fig. 145 Fairing Installation Assembly, Main Rotor Shaft 7-31 1150115-601 LH 7-31 1150115-602 RH See Fig. 143 for NHA	
1	PAOZZ	80205	NAS603-10P	• Screw, Machine	11
2	PAOZZ	88044	AN960JD10L	• Washer, Flat	11
3	PAOOO	02731	7-31 1150115-29	• Fairing, Aircraft LH (U/O P/N 7-311150115-601)	1
4	PAOZZ	71286	26S8-6	•• Stud Assembly, Turnl	1
5	PAOZZ	71286	26S8-5	•• Stud Assembly, Turnl	5
6	PAOZZ	02731	HS4432-1	•• Washer, Split	6
7	PAOZZ	02731	HS4874-4A3A	•• Grommet, Nonmetallic	15
8	PAOZZ	88044	AN960JD6	•• Washer, Flat	6
9	PAOZZ	02731	HS4874-4B3A	•• Grommet, Metallic	2
10	PAOZZ	02731	HS4430-1	•• Receptacle, Turnlock	3
11	XDOZZ	02731	7-31 1150115-5	•• Skin	1
12	XDOZZ	02731	7-31 1150115-7	•• Lip	1
13	XDOZZ	02731	7-31 1150115-9	•• Support	1
14	PAOOO	02731	7-31 1150115-30	• Fairing, Aircraft RH (U/O P/N 7-311150115-602)	1
15	XDOZZ	02731	7-31 1150115-26	•• Lip	1
16	PAOZZ	71286	26S8-5	•• Stud Assembly, Turnl	5
17	PAOZZ	02731	HS4432-1	•• Washer, Split	5
18	PAOZZ	02731	HS4874-4A3A	•• Grommet, Nonmetallic	14
19	PAOZZ	02731	HS4874-4B3A	•• Grommet, Metallic	2
20	PAOZZ	02731	HS4430-1	•• Receptacle, Turnlock	4
21	XDOZZ	02731	7-31 1150115-6	•• Skin, Opp	1
22	XDOZZ	02731	7-31 1150115-13	•• Splice	1
23	MOOZZ	96906	MS21266-1N	•• Grommet, Nonmetallic	1
24	XDOZZ	02731	7-31 1150115-15	•• Air Inlet Assy	1
END OF FIGURE					

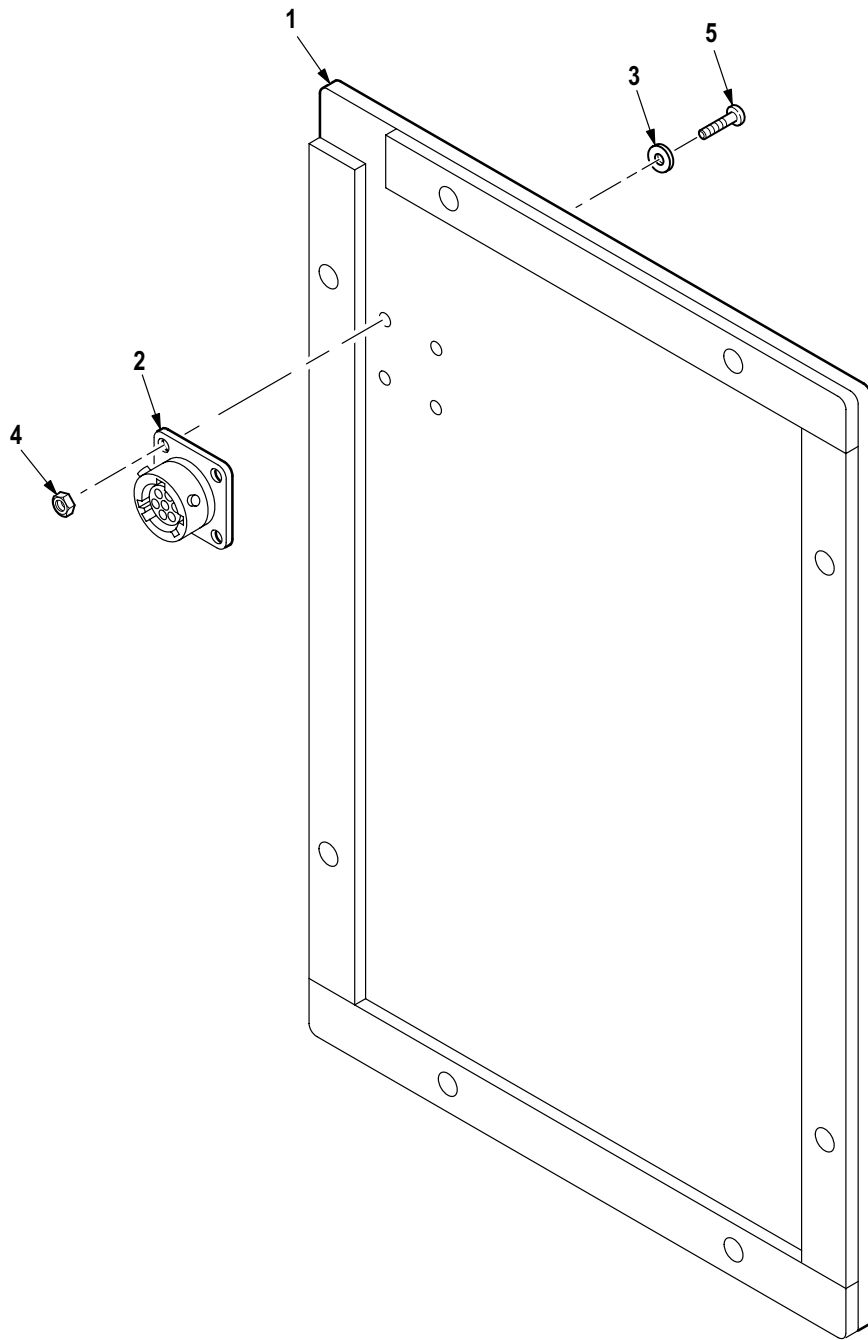


M09-1370

Figure 145A. Group 02 Fairing Installation Assembly, Main Rotor Shaft
7-31 1150115-603 LH
7-31 1150115-604 RH
A/C with MWO 1-1520-238-50-50 Incorporated

(1) ITEM NO.	(2) SMR CODE	(3) CAGE	(4) PART NUMBER	(5) DESCRIPTION AND USABLE ON CODE (UOC)	(6) QTY
				Group 02 Airframe Fig. 145A Fairing Installation Assembly, Main Rotor Shaft 7-31 1150115-603 LH 7-31 1150115-604 RH See Fig. 143 for NHA A/C with MWO 1-1520-238-50-50 Incorporated	
1	PAOZZ	80205	NAS603-10P	• Screw, Machine A/C with MWO 1-1520-238-50-50 Incorporated	11
2	PAOZZ	80205	NAS1149D0332J	• Washer, Flat A/C with MWO 1-1520-238-50-50 Incorporated	13
3	PAOOO	02731	7-31 1150115-31	• Fairing, Aircraft A/C with MWO 1-1520-238-50-50 Incorporated	1
4	XDOZZ	02731	7-31 1150115-33	•• Skin A/C with MWO 1-1520-238-50-50 Incorporated	1
5	XDOZZ	02731	7-31 1150115-7	•• Lip A/C with MWO 1-1520-238-50-50 Incorporated	1
6	XDOZZ	02731	7-31 1150115-9	•• Support A/C with MWO 1-1520-238-50-50 Incorporated	1
7	PAOZZ	02731	HS4874-4B3A	•• Grommet, Metallic A/C with MWO 1-1520-238-50-50 Incorporated	2
8	PAOZZ	02731	HS4430-1	•• Receptacle, Turnlock A/C with MWO 1-1520-238-50-50 Incorporated	3
9	PAOZZ	02731	HS4432-1	•• Washer, Split A/C with MWO 1-1520-238-50-50 Incorporated	6
10	PAOZZ	71286	26S8-5	•• Stud Assembly, Turnl A/C with MWO 1-1520-238-50-50 Incorporated	5
11	PAOZZ	71286	26S8-6	•• Stud Assembly, Turnl A/C with MWO 1-1520-238-50-50 Incorporated	4
12	PAOZZ	80205	NAS1149DN632J	•• Washer, Flat A/C with MWO 1-1520-238-50-50 Incorporated	10
13	PAOZZ	02731	HS4874-4A3A	•• Grommet, Nonmetallic A/C with MWO 1-1520-238-50-50 Incorporated	15
14	XDOZZ	96906	MS21266-3N	• Grommet, Nonmetallic A/C with MWO 1-1520-238-50-50 Incorporated	5
15	PAOZZ	80205	NAS1149DN432J	• Washer, Flat A/C with MWO 1-1520-238-50-50 Incorporated	9
16	PAOOO	8B676	4290362-501	• Mount Assembly, FWD (See Fig. 231A for Breakdown) A/C with MWO 1-1520-238-50-50 Incorporated	1
17	PAOOO	02731	7-31 1150115-31	• Fairing, Aircraft A/C with MWO 1-1520-238-50-50 Incorporated	1
18	XDOZZ	02731	7-31 1150115-34	•• Skin A/C with MWO 1-1520-238-50-50 Incorporated	1
19	XDOZZ	02731	7-31 1150115-26	• Lip A/C with MWO 1-1520-238-50-50 Incorporated	1
20	XDOZZ	02731	7-31 1150115-13	•• Splice A/C with MWO 1-1520-238-50-50 Incorporated	1
21	PAOZZ	02731	HS4874-4B3A	•• Grommet, Metallic A/C with MWO 1-1520-238-50-50 Incorporated	2
22	PAOZZ	02731	HS4430-1	•• Receptacle, Turnlock A/C with MWO 1-1520-238-50-50 Incorporated	4
23	PAOZZ	02731	HS4432-1	•• Washer, Split A/C with MWO 1-1520-238-50-50 Incorporated	5
24	PAOZZ	71286	26S8-5	• Stud Assembly, Turnl A/C with MWO 1-1520-238-50-50 Incorporated	5
25	PAOZZ	71286	26S8-6	•• Stud Assembly, Turnl A/C with MWO 1-1520-238-50-50 Incorporated	1

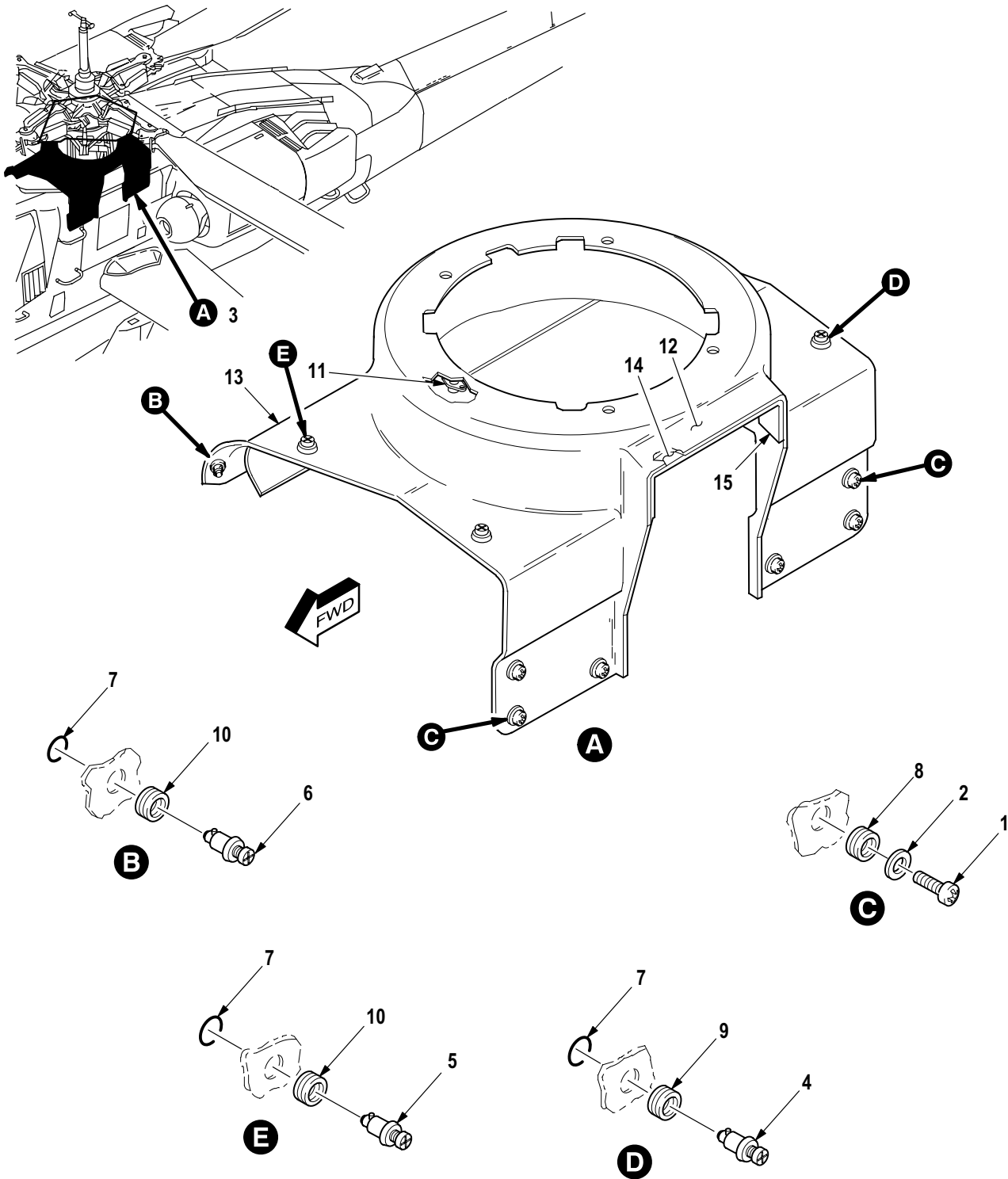
(1) ITEM NO.	(2) SMR CODE	(3) CAGE	(4) PART NUMBER	(5) DESCRIPTION AND USABLE ON CODE (UOC)	(6) QTY
26	PAOZZ	02731	HS4874-4A3A	• • Grommet, Nonmetallic A/C with MWO 1-1520-238-50-50 Incorporated ...	14
27	XDOZZ	96906	MS21266-1N	• Grommet, Nonmetallic A/C with MWO 1-1520-238-50-50 Incorporated	1
28	XDOZZ	96906	MS21266-3N	• Grommet, Nonmetallic A/C with MWO 1-1520-238-50-50 Incorporated	17
29	PAOZZ	80205	NAS1149DN432J	• Washer, Flat A/C with MWO 1-1520-238-50-50 Incorporated	8
30	PAOOO	8B676	4290362-502	• Mount Assembly, FWD (See Fig. 231B for Breakdown) A/C with MWO 1-1520-238-50-50 Incorporated	1
END OF FIGURE					



M09-1371

Figure 145B. Group 02 Cover Assembly, Sensor AN/AVR2A
A/C with MWO 1-1520-238-50-50 Incorporated

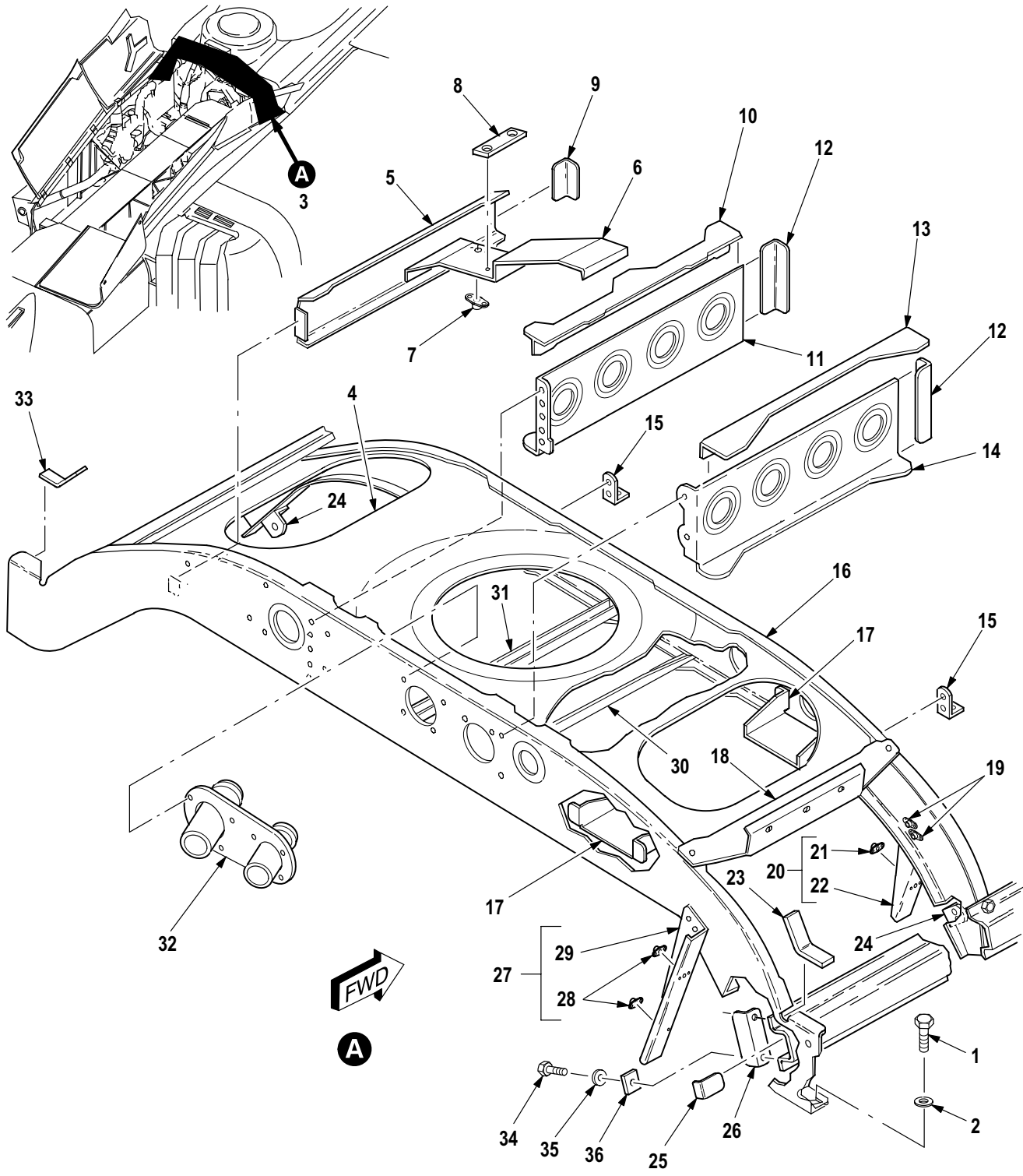
(1) ITEM NO.	(2) SMR CODE	(3) CAGE	(4) PART NUMBER	(5) DESCRIPTION AND USABLE ON CODE (UOC)	(6) QTY
				Group 02 Airframe Fig. 145B Cover Assembly, Sensor AN/AVR2A A/C with MWO 1-1520-238-50-50 Incorporated	
1	MFOOO	8B676	4290379-501	• Cover Assembly, Sensor A/C with MWO 1-1520-238-50-50 Incorporated	1
2	PAOZZ	81349	M38999/10-12B	•• Dummy Connector, Rec A/C with MWO 1-1520-238-50-50 Incorporated	1
3	PAOZZ	96906	MS15795-803	•• Washer, Flat A/C with MWO 1-1520-238-50-50 Incorporated	8
4	PAOZZ	80205	MS21042L04	•• Nut, Self-Locking, Ex A/C With MWO 1-1520-238-50-50 Incorporated . . .	4
5	PAOZZ	96906	MS51957-15	•• Screw, Machine A/C with MWO 1-1520-238-50-50 Incorporated	4
				END OF FIGURE	



M09-1045D

Figure 146. Group 02 Fairing Installation Assembly, Main Rotor Shaft (Center Section)
7-31 1150142-1, 7-511150155-101

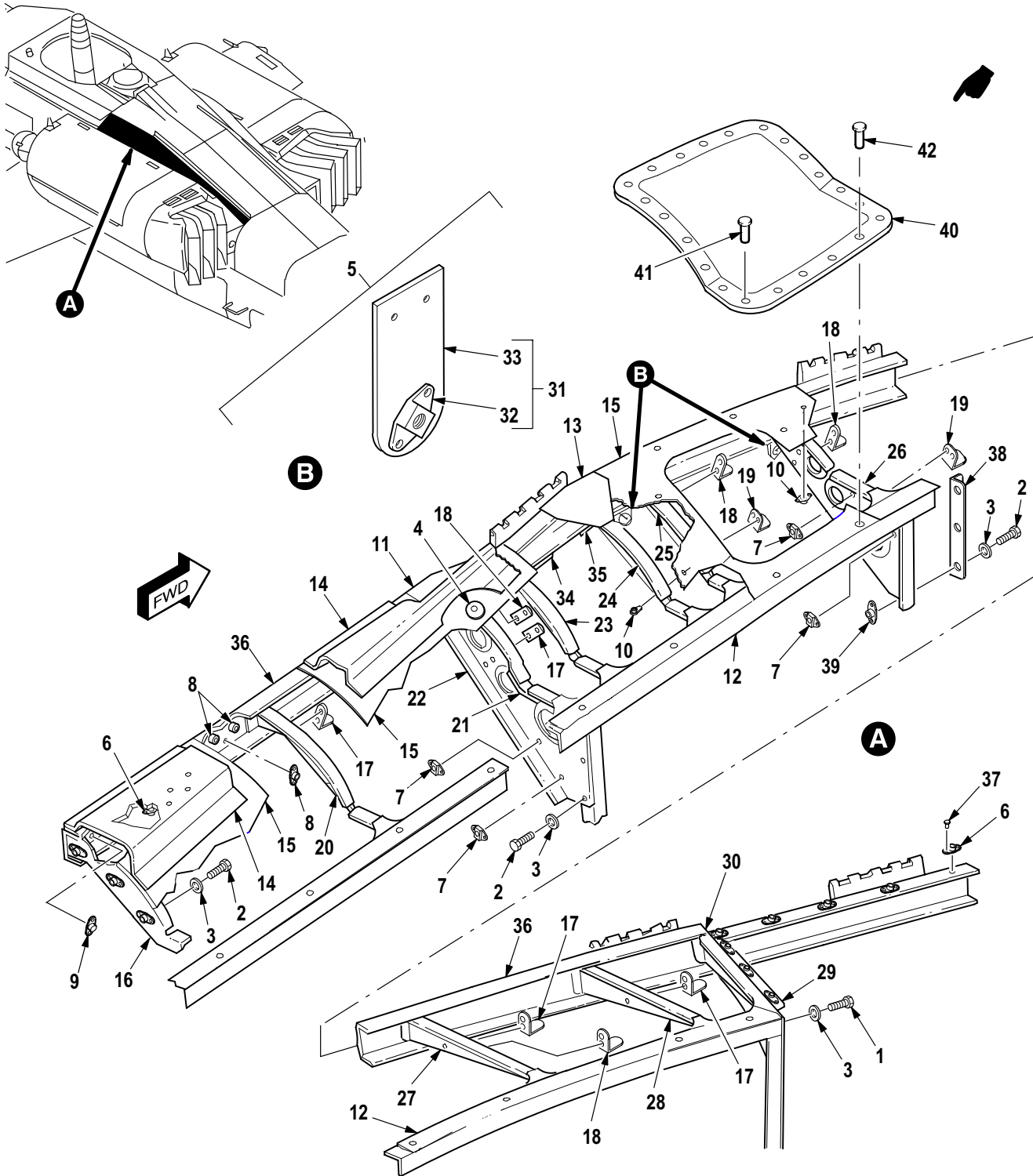
(1) ITEM NO.	(2) SMR CODE	(3) CAGE	(4) PART NUMBER	(5) DESCRIPTION AND USABLE ON CODE (UOC)	(6) QTY
				Group 02 Airframe Fig. 146 Fairing Installation Assembly, Main Rotor Shaft (Center Section) 7-31 1150142-1 7-51 1150155-101 See Fig. 143 for NHA	
1	PAOZZ	80205	NAS623-3-4	• Screw, Machine	6
2	PAOZZ	88044	NAS1149E0316P	• Washer, Flat	6
3	PAOOO	02731	7-31 1150142-23	• Fairing, Rotor, Aircr (U/O P/N 7-311150142-1)	1
3	PAOOO	8V613	7-51 1150157-101	• Fairing, Center (U/O P/N 7-511150155-101)	1
4	PAOZZ	71286	26S8-5	• Stud Assembly, Turnl	2
5	PAOZZ	02731	HS4431-4	• Stud Assembly, Turnl	2
6	PAOZZ	71286	26S8-6	• Stud Assembly, Turnl	2
7	PAOZZ	02731	HS4432-1	• Washer, Split	6
8	PAOZZ	02731	HS4874-4B3A	• Grommet, Metallic	6
9	PAOZZ	02731	HS4874-4A3A	• Grommet, Nonmetallic	2
10	PAOZZ	02731	HS4874-4A2A	• Grommet, Nonmetallic (U/O P/N 7-311150135-1)	4
10	PAOZZ	02731	HS4874-4B2C	• Grommet, Metallic	4
11	PAOZZ	02731	HS4430-1	• Receptacle, Turnlock	5
12	MOOZZ	02731	7-31 1150142-9	• Chaffing Strip	V
13	XDOZZ	02731	7-31 1150142-19	• Skin	1
14	XDOZZ	02731	7-31 1150142-15	• Shim	1
15	XDOZZ	02731	7-31 1150142-11	• Support	1
END OF FIGURE					



M09-1044F

Figure 147. Group 02 Frame Installation Assembly, Upper Fuselage Fairing (FS 219 to FS 231)
7-31 1150141-603

(1) ITEM NO.	(2) SMR CODE	(3) CAGE	(4) PART NUMBER	(5) DESCRIPTION AND USABLE ON CODE (UOC)	(6) QTY
				Group 02 Airframe Fig. 147 Frame Installation Assembly, Upper Fuselage Fairing (FS 219 to FS 231) 7-31 1150141-603 See Fig. 143 for NHA	
1	PAOZZ	80205	NAS6603H3	• Bolt, Shear	2
2	PAOZZ	88044	AN960JD10L	• Washer, Flat	14
3	PBOOO	02731	7-31 1150141-83	• Fairing, Aircraft	1
4	XDOZZ	02731	7-31 1150141-17	•• Panel	1
5	XDOZZ	02731	7-31 1150141-19	•• Intercostal	1
6	XDOOO	02731	7-31 1150141-77	•• Support Assembly	1
7	PAOZZ	96906	MS21076L3N	••• Nut, Self-Locking, Pl	1
8	MOOZZ	02731	7-31 1150141-79	••• Block, Radius	1
9	XDOZZ	02731	7-31 1150141-23	•• Angle	1
10	XDOZZ	02731	7-31 1150141-29	•• Tee	1
11	XDOZZ	02731	7-31 1150141-21	•• Intercostal	1
12	XDOZZ	02731	7-31 1150141-25	•• Angle	2
13	XDOZZ	02731	7-31 1150141-31	•• Angle	1
14	XDOZZ	02731	7-31 1150141-22	•• Intercostal	1
15	PAOZZ	88044	AN743Z13	•• Bracket, Angle	2
16	XAOZZ	02731	7-31 1150141-15	•• Frame	1
17	XDOZZ	02731	7-31 1150141-27	•• Support	2
18	XDOZZ	02731	7-31 1150141-63	•• Intercostal	1
19	PAOZZ	80205	MS21075L3E	•• Nut, Self-Locking, Pl	66
20	XDOOO	02731	7-31 1150141-57	•• Bracket Assy	1
21	PAOZZ	80205	MS21075L3E	••• Nut, Self-Locking, Pl	2
22	XAOZZ	02731	7-31 1150141-54	••• Bracket	1
23	XDOZZ	02731	7-31 1150141-6	•• Strap RH	1
24	PAOZZ	02731	HS4592-1D6-6	•• Bracket, Angle	2
25	XDOZZ	02731	7-31 1150141-1 1	•• Angle	2
26	XDOZZ	02731	7-31 1150141-9	•• Angle	2
27	XDOOO	02731	7-31 1150141-59	•• Bracket Assy	1
28	PAOZZ	80205	MS21075L3E	••• Nut, Self-Locking, Pl	2
29	XAOZZ	02731	7-31 1150141-56	••• Bracket	1
30	XDOZZ	02731	7-31 1150141-43	•• Angle	1
31	XDOZZ	02731	7-31 1150141-33	•• Channel	1
32	XDOZZ	02731	7-31 1150141-35	•• Tube Assy	1
33	XDOZZ	02731	7-31 1150141-5	•• Strap LH	1
34	PAOZZ	80205	NAS1303-6H	• Bolt, Shear	2
35	PAOZZ	02731	HS306-324L	• Washer, Flat	4
36	MOOZZ	02731	7-31 1150117-27	• Pad	4
END OF FIGURE					

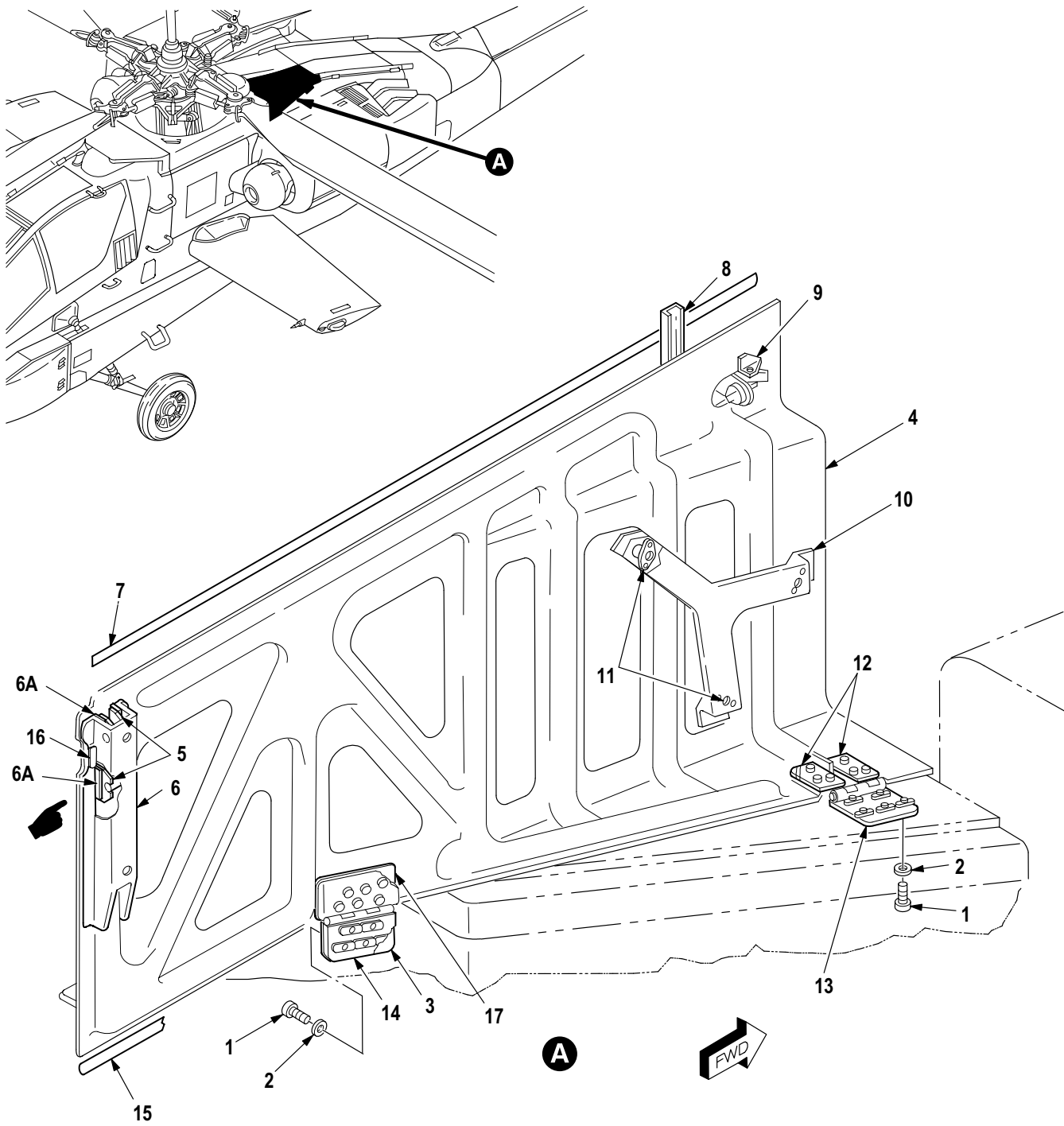


M09-1072E

Figure 148. Group 02 Support Installation Assembly, Door Hinges and Upper Fuselage Fairings
7-31 1150114-35 LH
7-31 1150114-36 RH

(1) ITEM NO.	(2) SMR CODE	(3) CAGE	(4) PART NUMBER	(5) DESCRIPTION AND USABLE ON CODE (UOC)	(6) QTY
				Group 02 Airframe Fig. 148 Support Installation Assembly, Door Hinges and Upper Fuselage Fairings 7-31 1150114-35 LH 7-31 1150114-36 RH See Fig. 143 for NHA	
1	PAOZZ	80205	NAS6203-8	• Bolt, Shear	16
2	PAOZZ	80205	NAS6203-2	• Bolt, Shear	9
3	PAOZZ	88044	AN960PD10L	• Washer, Flat	25
4	XDOZZ	02731	7-31 1150114-77	• Bumper	1
5	XDOOO	02731	7-31 1150114-67	• Support Assy, Upper LH	1
5	XDOOO	02731	7-31 1150114-68	• Support Assy RH	1
6	PAOZZ	80205	MS21075L3E	•• Nut, Self-Locking, PI	32
7	XDOZZ	80205	MS21075L08	•• Nut, Self-Locking, PI	4
8	PAOZZ	80205	MS21075L06N	•• Nut, Self-Locking, PI (U/O P/N 7-311150114-68)	3
9	PAOZZ	96906	MS21069L3	•• Nut, Self-Locking, PI (U/O P/N 7-311150114-67)	1
10	PAOZZ	02731	HS4430-2	•• Receptacle, Turnlock (U/O P/N 7-311150114-67)	2
11	XDOZZ	02731	7-31 1150114-45	•• Doubler	1
12	XDOZZ	02731	7-31 1150114-27	•• Doubler	1
13	XDOZZ	02731	7-31 1150114-46	•• Doubler	1
14	XDOZZ	02731	7-31 1150114-39	•• Channel LH	1
14	XDOZZ	02731	7-31 1150114-40	•• Channel RH	1
15	XDOZZ	02731	7-31 1150114-5	•• Skin LH	1
15	XDOZZ	02731	7-31 1150114-6	•• Skin RH	1
16	PAOZZ	02731	7-31 1150114-7	•• Support Assy LH	1
16	PAOZZ	02731	7-31 1150114-8	•• Support Assy RH	1
17	XDOZZ	02731	HS4591-1D6-6	•• Bracket, Angle (U/O P/N 7-311150114-67)	4
18	XDOZZ	02731	HS4591-1D6-6	•• Bracket, Angle (U/O P/N 7-311150114-68)	6
19	PAOZZ	02731	HS4592-1D6-6	•• Bracket, Angle RH	2
20	XDOZZ	02731	7-31 1150114-10	•• Former RH	1
20	XDOZZ	02731	7-31 1150114-9	•• Former LH	1
21	XDOZZ	02731	7-31 1150114-23	•• Clip	1
22	XDOZZ	02731	7-31 1150114-11	•• Support LH	1
22	XDOZZ	02731	7-31 1150114-70	•• Support RH	1
23	XDOZZ	02731	7-31 1150114-41	•• Former LH	1
23	XDOZZ	02731	7-31 1150114-42	•• Former RH	1
24	XDOZZ	02731	7-31 1150114-43	•• Former LH	1
24	XDOZZ	02731	7-31 1150114-44	•• Former RH	1
25	XDOZZ	02731	7-31 1150114-13	•• Former LH	1
25	XDOZZ	02731	7-31 1150114-14	•• Former RH	1
26	XDOZZ	02731	7-31 1150114-15	•• Support LH	1
26	XDOZZ	02731	7-31 1150114-16	•• Support RH	1
27	XDOZZ	02731	7-31 1150114-17	•• Former LH	1
27	XDOZZ	02731	7-31 1150114-18	•• Former RH	1
28	XDOZZ	02731	7-31 1150114-19	•• Support LH	1
28	XDOZZ	02731	7-31 1150114-20	•• Support RH	1
29	XDOZZ	02731	7-31 1150114-31	•• Support LH	1
29	XDOZZ	02731	7-31 1150114-32	•• Support RH	1
30	XDOZZ	02731	7-31 1150114-21	•• Former LH	1
30	XDOZZ	02731	7-31 1150114-22	•• Former RH	1
31	XDOOO	02731	7-31 1150114-53	•• Bracket Assy (U/O P/N 7-311150114-67)	2
32	PAOZZ	02731	HS4153-02	•• Nut, Self-Locking, PI	1

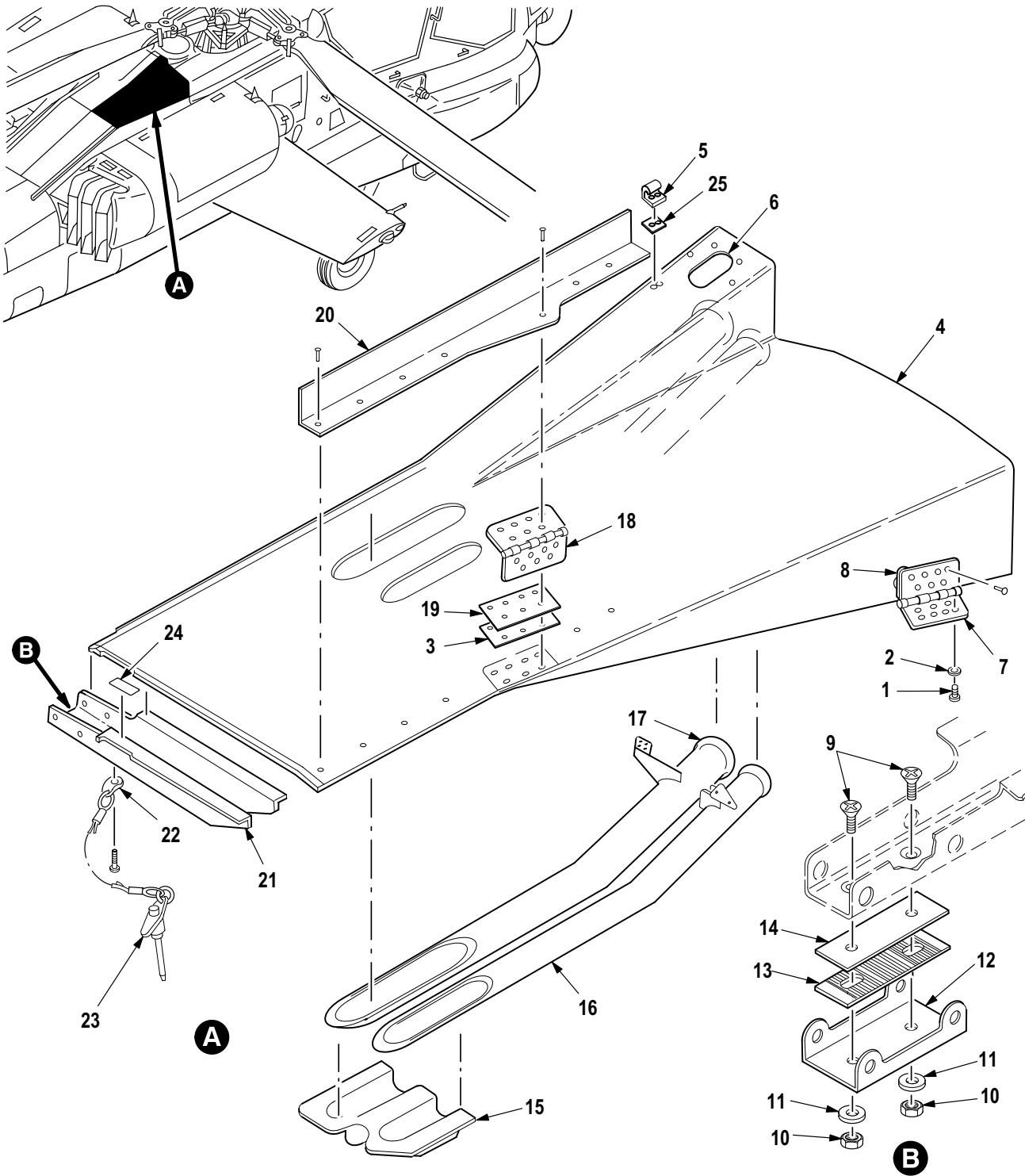
(1) ITEM NO.	(2) SMR CODE	(3) CAGE	(4) PART NUMBER	(5) DESCRIPTION AND USABLE ON CODE (UOC)	(6) QTY
33	XAOZZ	02731	7-31 1150114-51	... Bracket	1
34	XDOZZ	02731	7-31 1150114-57	.. Strap	1
35	XDOZZ	02731	7-31 1150114-49	.. Strap	1
36	XDOZZ	02731	7-31 1150114-3	.. Channel LH	1
36	XDOZZ	02731	7-31 1150114-4	.. Channel RH	1
37	PAOZZ	02731	HS5435-0303	.. Rivet, Blind	16
38	XDOOO	02731	7-31 1150114-63	.. Support Assy, Upper	1
39	PAOZZ	80205	MS21075L3E	.. Nut, Self-Locking, Pl	34
40	PAOZZ	7S976	LEX-D-0914-001	Plate, Cover A/C with MWO 1-1520-238-50-24 Incorporated	1
41	PAOZZ	11815	CR3213-4-2	Rivet, Blind A/C with MWO 1-1520-238-50-24 Incorporated	30
42	PAOZZ	11815	CR3213-4-3	Rivet, Blind A/C with MWO 1-1520-238-50-24 Incorporated	10
END OF FIGURE					



M09-1093D

Figure 149. Group 02 Door Installation Assembly, Upper Fuselage Fairing LH (FS 230 to FS 270)
7-31 1150146-601

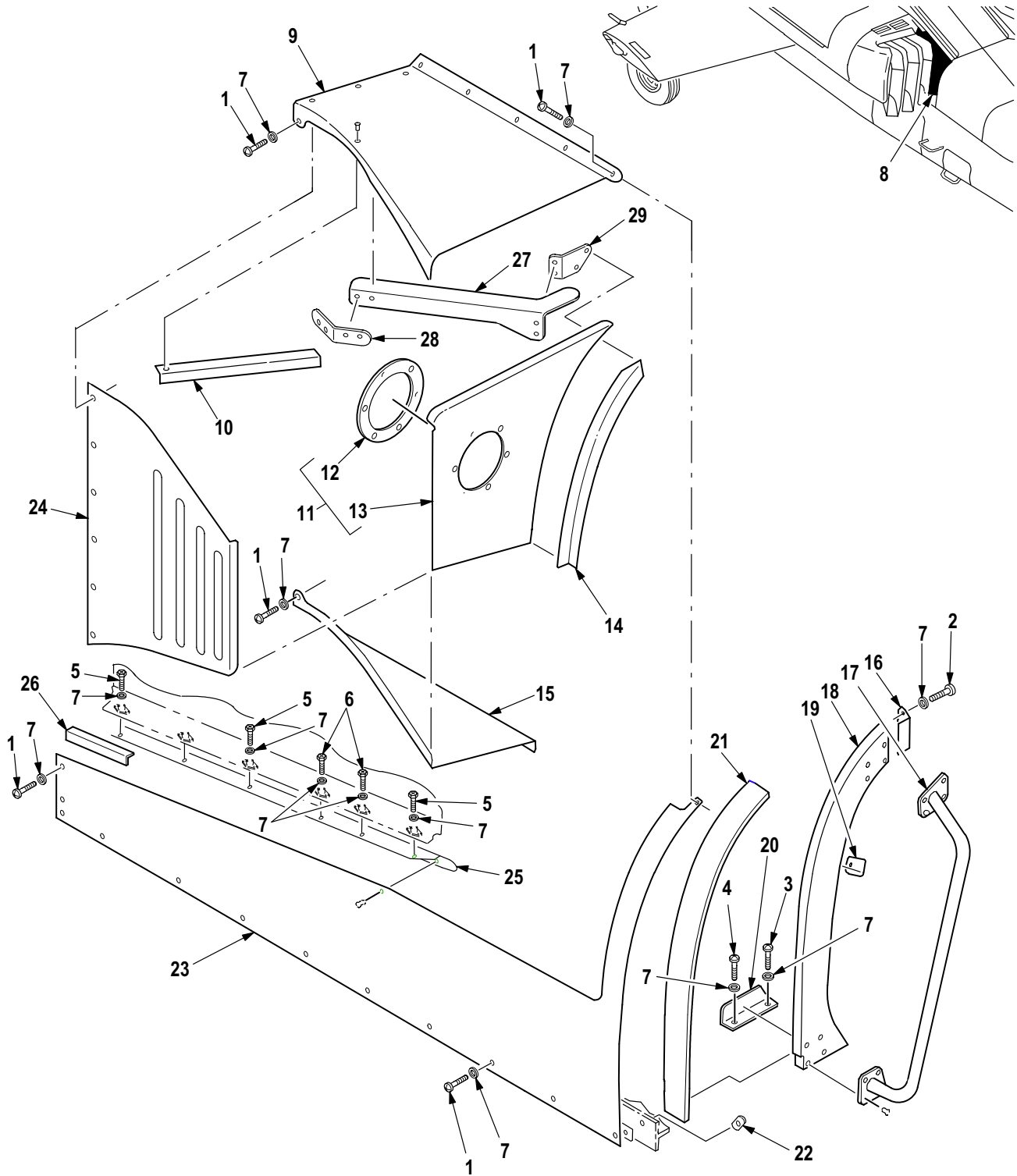
(1) ITEM NO.	(2) SMR CODE	(3) CAGE	(4) PART NUMBER	(5) DESCRIPTION AND USABLE ON CODE (UOC)	(6) QTY
				Group 02 Airframe Fig. 149 Door Installation Assembly, Upper Fuselage Fairing LH (FS 230 to FS 270) 7-31 1150146-601 See Fig. 143 for NHA	
1	PAOZZ	80205	NAS623-3-3	• Screw, Machine	10
2	PAOZZ	88044	AN960JD10L	• Washer, Flat	10
3	MFOZZ	02731	7-31 1150146-65	• Shim	1
4	PAOOO	02731	7-31 1150146-89	• Door, Access, Aircraf	1
5	XDOZZ	02731	7-1 11210076	•• Bracket, Mounting	2
6	XDOZZ	02731	7-31 1150146-19	•• Support	1
6A	MFOZZ	02731	7-31 1150146-95	•• Shim, Stock	4
7	MOOZZ	02731	HS5552-03-0375	•• Gasket, EMI, Extruded	1
8	PAOZZ	02731	HS4155-1	•• Latch, Thumb	1
9	PAOZZ	02731	HS4217S073C191	•• Latch, Thumb	1
10	XDOOO	02731	7-31 1150146-51	•• Spider Assy	1
11	PAOZZ	02731	HS4430-1	••• Receptacle, Turnlock	3
12	XDOZZ	02731	7-31 1150146-37	•• Back-Up	2
13	MFOZZ	02731	7-31 1150146-85	•• Hinge, Butt	1
14	MFOZZ	02731	7-31 1150146-57	•• Hinge, Butt	2
15	XDOZZ	02731	7-31 1150136-9	•• Fence	1
16	MOOZZ	02731	7-31 1150146-67	•• Scuff Plate	1
17	XDOZZ	02731	7-31 1150146-55	•• Back-Up	1
END OF FIGURE					



M09-1094E

Figure 150. Group 02 Door Installation Assembly, Upper Fuselage Fairing RH (FS 230 to FS 270)
7-31 1150146-602

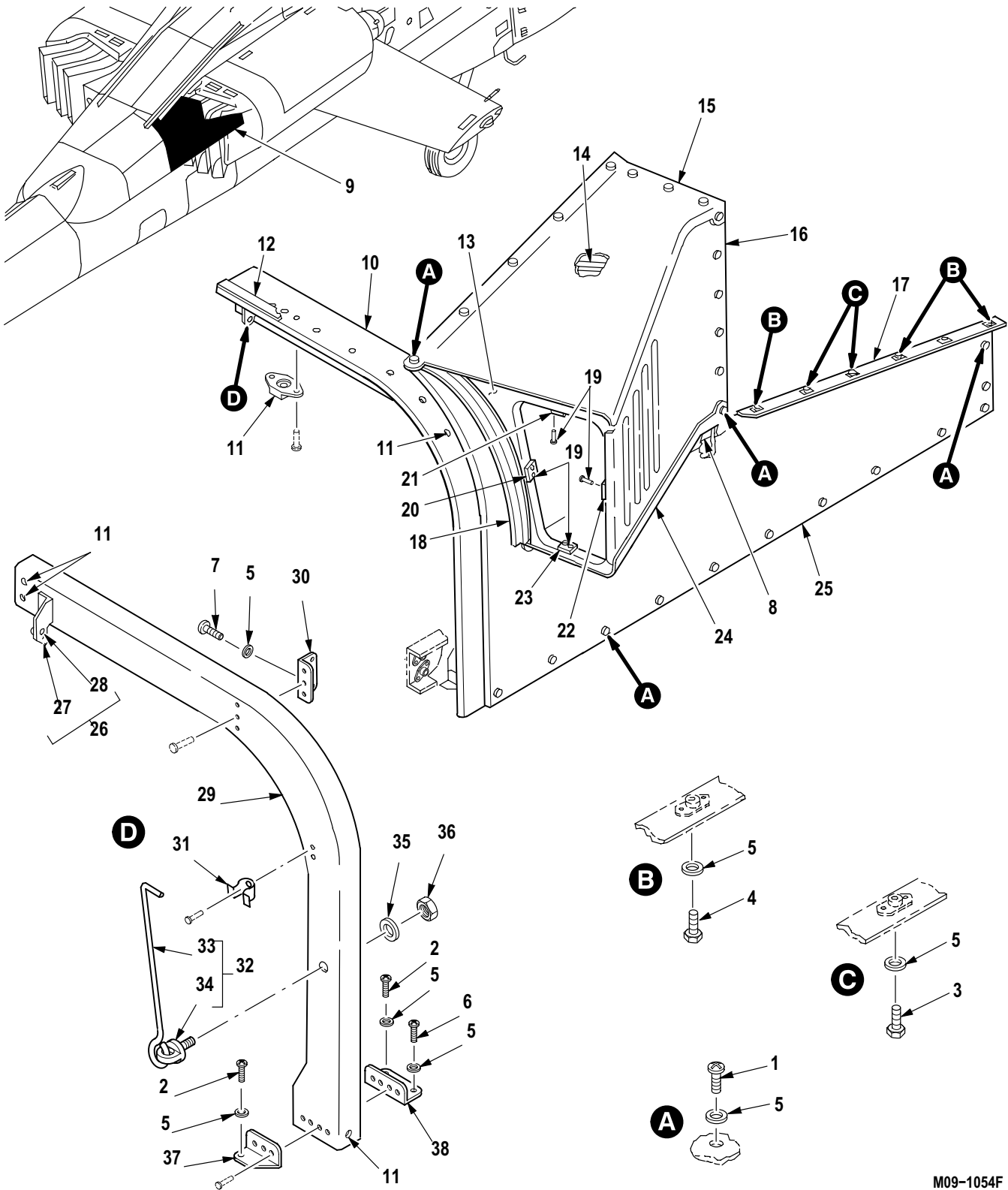
(1) ITEM NO.	(2) SMR CODE	(3) CAGE	(4) PART NUMBER	(5) DESCRIPTION AND USABLE ON CODE (UOC)	(6) QTY
				Group 02 Airframe Fig. 150 Door Installation Assembly, Upper Fuselage Fairing RH (FS 230 to FS 270) 7-31 1150146-602 See Fig. 143 for NHA	
1	PAOZZ	80205	NAS623-3-3	• Screw, Machine	12
2	PAOZZ	88044	AN960JD10L	• Washer, Flat	12
3	MFOZZ	02731	7-31 1150146-65	• Shim	1
4	PAOOO	02731	7-31 1150146-91	• Door, Access, Aircraf	1
5	XDOZZ	02731	7-1 11220146	•• Hook, Door	1
6	PAOZZ	02731	HS4217S073C191	•• Latch, Thumb	1
7	MFOZZ	02731	7-31 1150146-85	•• Hinge, Butt	1
8	XDOZZ	02731	7-31 1150146-37	•• Back-Up	2
9	PAOZZ	80205	NAS1204-4	•• Screw, Close Toleran	2
10	PAOZZ	80205	MS21042-4	•• Nut, Self-Locking, Ex	2
11	PAOZZ	88044	AN960-416	•• Washer, Flat	2
12	PAOOO	02731	7-31 1150146-81	•• Bracket Assembly, Fu	1
13	XDOZZ	02731	7-31 1150146-87	••• Plate, Structural, Ai	1
14	XDOZZ	02731	7-31 1150146-69	•• Plate, Structural, Ai	1
15	XDOZZ	02731	7-31 1150146-29	•• Support	1
16	XDOZZ	02731	7-31 1150146-31	•• Tube Assy	1
17	XDOZZ	02731	7-31 1150146-41	•• Tube Assy	1
18	MFOZZ	02731	7-31 1150146-83	•• Hinge, Butt	1
19	XDOZZ	02731	7-31 1150146-55	•• Back-Up	1
20	XDOZZ	02731	7-31 1150136-10	•• Fence	1
21	XDOZZ	02731	7-31 1150146-27	•• Support, Structural	1
22	PAOZZ	02731	HS4494-4600	•• Wire Rope Assembly	2
23	PAOZZ	96906	MS17985C418	•• Pin, Quick Release	2
24	MOOZZ	02731	7-31 1150146-66	•• Scuff Plate	1
25	MOOZZ	02731	7-31 1150146-93	•• Shim	1
END OF FIGURE					



M09-1116D

Figure 151. Group 02 Fairing Installation Assembly (LH Side) (FS 270 to FS 313)
7-31 1150123-601

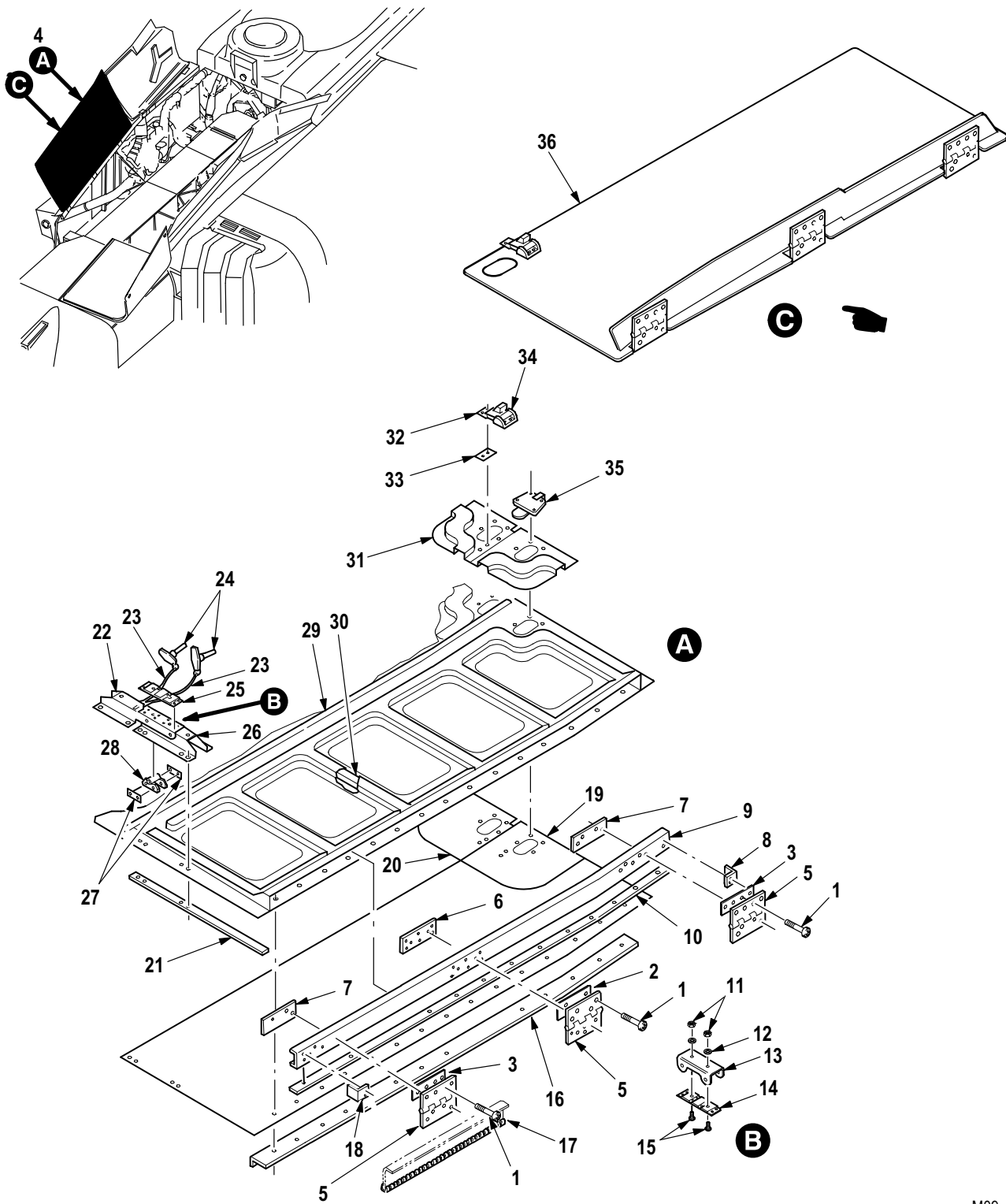
(1) ITEM NO.	(2) SMR CODE	(3) CAGE	(4) PART NUMBER	(5) DESCRIPTION AND USABLE ON CODE (UOC)	(6) QTY
				Group 02 Airframe Fig. 151 Fairing Installation Assembly (LH Side) (FS 270 to FS 313) 7-31 1150123-601 See Fig. 143 for NHA	
1	PAOZZ	80205	NAS623-3-3	• Screw, Machine	11
2	PAOZZ	80205	NAS623-3-2	• Screw, Machine	15
3	PAOZZ	80205	NAS623-3-5	• Screw, Machine	1
4	PAOZZ	80205	NAS623-3-6	• Screw, Machine	1
5	PAOZZ	80205	NAS1096-3-7	• Screw, Machine	4
6	PAOZZ	80205	NAS1096-3-10	• Screw, Machine	2
7	PAOZZ	88044	AN960JD10L	• Washer, Flat	35
8	XDOOO	02731	7-31 1150123-83	• Fairing, Fuselage, Ai	1
9	XAOZZ	02731	7-31 1150123-5	•• Skin	1
10	XDOZZ	02731	7-31 1150123-27	•• Stiffener	1
11	XDOOO	02731	7-31 1150123-9	•• Frame Assy	1
12	XDOZZ	02731	7-31 1150123-23	••• Doubler	1
13	XAOZZ	02731	7-31 1150123-33	••• Frame	1
14	XDOZZ	02731	7-31 1150123-29	•• Stiffener	1
15	XAOZZ	02731	7-31 1150123-13	•• Skin	1
16	XDOZZ	02731	7-31 1150123-35	•• Clip	1
17	PAOZZ	02731	7-21 1150124-9	•• Hand Rail Assy, Deck	1
18	XAOZZ	02731	7-31 1150123-45	•• Frame	1
19	XDOZZ	02731	7-31 1150123-37	•• Bracket	1
20	XDOZZ	02731	7-31 1150123-43	•• Clip	1
21	XDOZZ	02731	7-31 1150123-77	•• Doubler	1
22	PAOZZ	80205	MS21075L3E	•• Nut, Self-Locking, PI	1
23	XDOZZ	02731	7-31 1150123-85	•• Skin	1
24	XAOZZ	02731	7-31 1150123-7	•• Skin	1
25	XDOZZ	02731	7-31 1150123-75	•• Angle	1
26	XDOZZ	02731	7-31 1150123-57	•• Angle	1
27	XDOZZ	02731	7-31 1150123-87	•• Stiffener (Usbl Eff 90-0502 and Subs)	1
28	XDOZZ	02731	7-31 1150123-89	•• Clip (Usbl Eff 90-0502 and Subs)	1
29	XDOZZ	02731	7-31 1150123-91	•• Clip (Usbl Eff 90-0502 and Subs)	1
END OF FIGURE					



M09-1054F

Figure 152. Group 02 Fairing Installation RH (FS 270 to FS 313)
7-31 1150111-601

(1) ITEM NO.	(2) SMR CODE	(3) CAGE	(4) PART NUMBER	(5) DESCRIPTION AND USABLE ON CODE (UOC)	(6) QTY
				Group 02 Airframe Fig. 152 Fairing Installation RH (FS 270 to FS 313) 7-31 1150111-601 See Fig. 143 for NHA	
1	PAOZZ	80205	NAS623-3-3	• Screw, Machine	11
2	PAOZZ	80205	NAS623-3-4	• Screw, Machine	2
3	PAOZZ	80205	NAS1096-3-10	• Screw, Machine	2
4	PAOZZ	80205	NAS1096-3-7	• Screw, Machine	4
5	PAOZZ	88044	AN960JD10L	• Washer, Flat	35
6	PAOZZ	80205	NAS623-3-5	• Screw, Machine	1
7	PAOZZ	80205	NAS623-3-2	• Screw, Machine	1
8	XDOZZ	02731	7-31 1150111-71	• Angle	1
9	PAOOO	02731	7-31 1150111-89	• Fairing, Aircraft	1
10	XDOZZ	02731	7-31 1150111-21	•• Doubler	1
11	PAOZZ	80205	MS21075L3E	•• Nut, Self-Locking, Pl	9
12	MFOZZ	02731	7-31 1150111-33	•• Pad	1
13	XDOZZ	02731	7-31 1150111-9	•• Frame	1
14	XDOZZ	02731	7-31 1150111-29	•• Stiffener	1
15	XDOZZ	02731	7-31 1150111-5	•• Skin	1
16	XDOZZ	02731	7-31 1150111-7	•• Skin	1
17	XDOZZ	02731	7-31 1150111-87	•• Angle	1
18	XDOZZ	02731	7-31 1150111-17	•• Stiffener	1
19	PAOZZ	02731	HS5413-4-1	•• Rivet, Blind	8
20	XDOZZ	02731	7-31 1150111-79	•• Stiffener	1
21	XDOZZ	02731	7-31 1150111-73	•• Stiffener	1
22	XDOZZ	02731	7-31 1150111-77	•• Stiffener	1
23	XDOZZ	02731	7-31 1150111-75	•• Stiffener	1
24	XDOZZ	02731	7-31 1150111-13	•• Skin	1
25	XDOZZ	02731	7-31 1150111-91	•• Skin	1
26	PAOOO	02731	7-31 1150111-61	•• Clip Assy, Flight, Co	1
27	XAOZZ	02731	7-31 1150111-19	••• Clip	1
28	PAOZZ	80205	MS21075L3E	••• Nut, Self-Locking, Pl	1
29	XAOZZ	02731	7-31 1150111-3	•• Frame	1
30	XDOZZ	02731	7-31 1150111-55	•• Clip	1
31	PAOZZ	80205	NAS1464-016-05C	•• Clip, Spring Tension	1
32	PAOOO	02731	7-1 11210043-7	•• Hook and Eye, Door	1
33	XAOZZ	02731	7-1 11210043-9	••• Hook	1
34	PAOZZ	88044	AN42B3	••• Bolt, Eye	1
35	PAOZZ	88044	AN960KD10	•• Washer, Flat	1
36	PAOZZ	80205	MS21042-3	•• Nut, Self-Locking, Ex	1
37	XDOZZ	02731	7-31 1150111-49	•• Clip	1
38	XDOZZ	02731	7-31 1150111-47	•• Clip	1
END OF FIGURE					

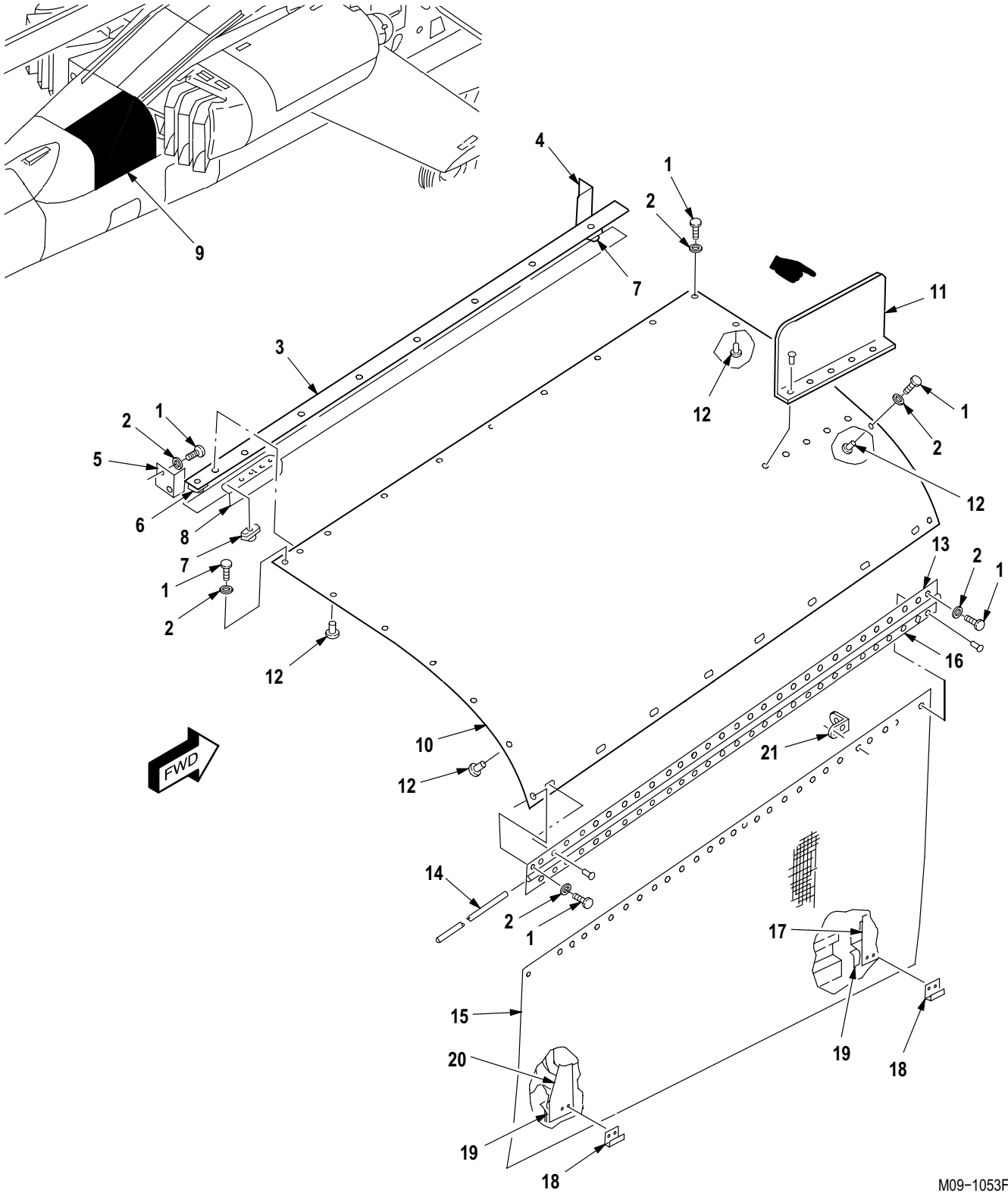


M09-1055H

Figure 153. Group 02 Door Installation Assembly, Upper Fuselage Fairing (FS 270 to FS 313)
 7-31 1150122-601 LH, 7-311150122-602 RH
 7-51 1150129-101 LH, 7-511150130-101 RH

(1) ITEM NO.	(2) SMR CODE	(3) CAGE	(4) PART NUMBER	(5) DESCRIPTION AND USABLE ON CODE (UOC)	(6) QTY
				Group 02 Airframe Fig. 153 Door Installation Assembly, Upper Fuselage Fairing (FS 270 to FS 313) 7-31 1150122-601 LH 7-31 1150122-602 RH 7-51 1150129-101 LH 7-51 1150130-101 RH See Fig. 143 for NHA	
1	PAOZZ	80205	NAS1203-3	• Screw, Close Toleran	12
2	MOOZZ	02731	7-31 1150122-45	• Shim	1
3	MOOZZ	02731	7-31 1150122-47	• Shim	2
4	PAOOO	02731	7-31 1150122-59	• Door, Access, Aircraf LH (O/U P/N 7-311150122-601) ...	1
4	PAOOO	02731	7-31 1150122-60	• Door, Access, Aircraf RH (U/O P/N 7-311150122-602) ...	1
4	PAOOO	8V613	7-51 1150131-101	• Door, Access, Aircraf LH (O/U P/N 7-511150129-101) ...	1
4	PAOOO	8V613	7-51 1150132-101	• Door, Access, Aircraf RH (U/O P/N 7-511150130-101) ...	1
5	MFOZZ	02731	7-31 1150122-49	•• Hinge, Butt	3
6	XDOZZ	02731	7-31 1150122-9	•• Plate (U/O P/N 7-311150122-59 and 7-311150122-60)	1
7	XDOZZ	02731	7-31 1150122-39	•• Plate (U/O P/N 7-311150122-59 and 7-311150122-60)	2
8	XDOZZ	02731	7-31 1150122-21	•• Clip LH (U/O P/N 7-311150122-59)	1
8	XDOZZ	02731	7-31 1150122-22	•• Clip RH (U/O P/N 7-311150122-60)	1
9	XDOZZ	02731	7-31 1150122-7	•• Channel LH (U/O P/N 7-311150155-59)	1
9	XDOZZ	02731	7-31 1150122-8	•• Channel RH (U/O P/N 7-311150122-60)	1
10	XDOZZ	02731	7-31 1150122-23	•• Pad LH (U/O P/N 7-311150122-59)	1
10	XDOZZ	02731	7-31 1150122-24	•• Pad RH (U/O P/N 7-311150122-60)	1
11	PAOZZ	80205	MS21042-4	•• Nut, Self-Locking, Ex RH	2
12	PAOZZ	80205	NAS1149F0463P	•• Washer, Flat RH	2
13	PAOOO	02731	7-31 1150146-81	•• Bracket Assembly, Fu RH	1
14	XDOZZ	02731	7-31 1150146-87	••• Plate, Structural, Ai RH	1
15	PAOZZ	80205	NAS1204-4	•• Screw, Close Toleran RH	2
16	XDOZZ	02731	7-31 1150136-5	•• Fence LH	1
16	XDOZZ	02731	7-31 1150136-6	•• Fence RH	1
17	PAOZZ	96906	MS21266-2N	•• Grommet, Nonmetallic	1
18	XDOZZ	02731	7-31 1150122-19	•• Clip LH (U/O P/N 7-311150122-59)	1
18	XDOZZ	02731	7-31 1150122-20	•• Clip RH (U/O P/N 7-311150122-60)	1
19	XDOZZ	02731	7-31 1150122-31	•• Doubler RH (U/O P/N 7-311150122-60)	1
20	XDOZZ	02731	7-31 1150122-29	•• Doubler LH (U/O P/N 7-311150122-59)	1
21	XDOZZ	02731	7-31 1150122-13	•• Spacer LH (U/O P/N 7-311150122-59)	1
22	XDOZZ	02731	7-31 1150122-17	•• Support, Door RH	1
23	PAOZZ	02731	HS4494-4600	•• Wire Rope Assembly, RH	2
24	PAOZZ	96906	MS17985C418	•• Pin, Quick Release RH	2
25	XDOZZ	02731	7-31 1150146-87	•• Plate, Structural, Ai RH	1
26	XDOZZ	02731	7-31 1150122-15	•• Support, Door LH	1
27	MOOZZ	02731	7-31 1150122-41	•• Shim LH	4
28	XDOZZ	02731	7-1 11210076	•• Bracket, Mounting LH	2
29	MOOZZ	02731	HS5552-02-0380	•• Gasket, EMI, Extruded LH	1
30	XDOZZ	02731	7-31 1150122-33	•• Cap, Bead LH (U/O P/N 7-311150122-59)	1
30	XDOZZ	02731	7-31 1150122-35	•• Cap, Bead RH (U/O P/N 7-311150122-60)	1
31	XDOZZ	02731	7-31 1150122-27	•• Doubler LH (U/O P/N 7-311150122-59)	1
31	XDOZZ	02731	7-31 1150122-28	•• Doubler RH (U/O P/N 7-311150122-60)	1
32	XDOZZ	02731	7-1 11220146	•• Hook, Door RH	1
33	MOOZZ	02731	7-31 1150122-57	•• Shim RH	1
34	PAOZZ	02731	HS4155-1	•• Latch, Thumb LH	1
35	PAOZZ	02731	HS4217S073C173	•• Latch, Thumb	1

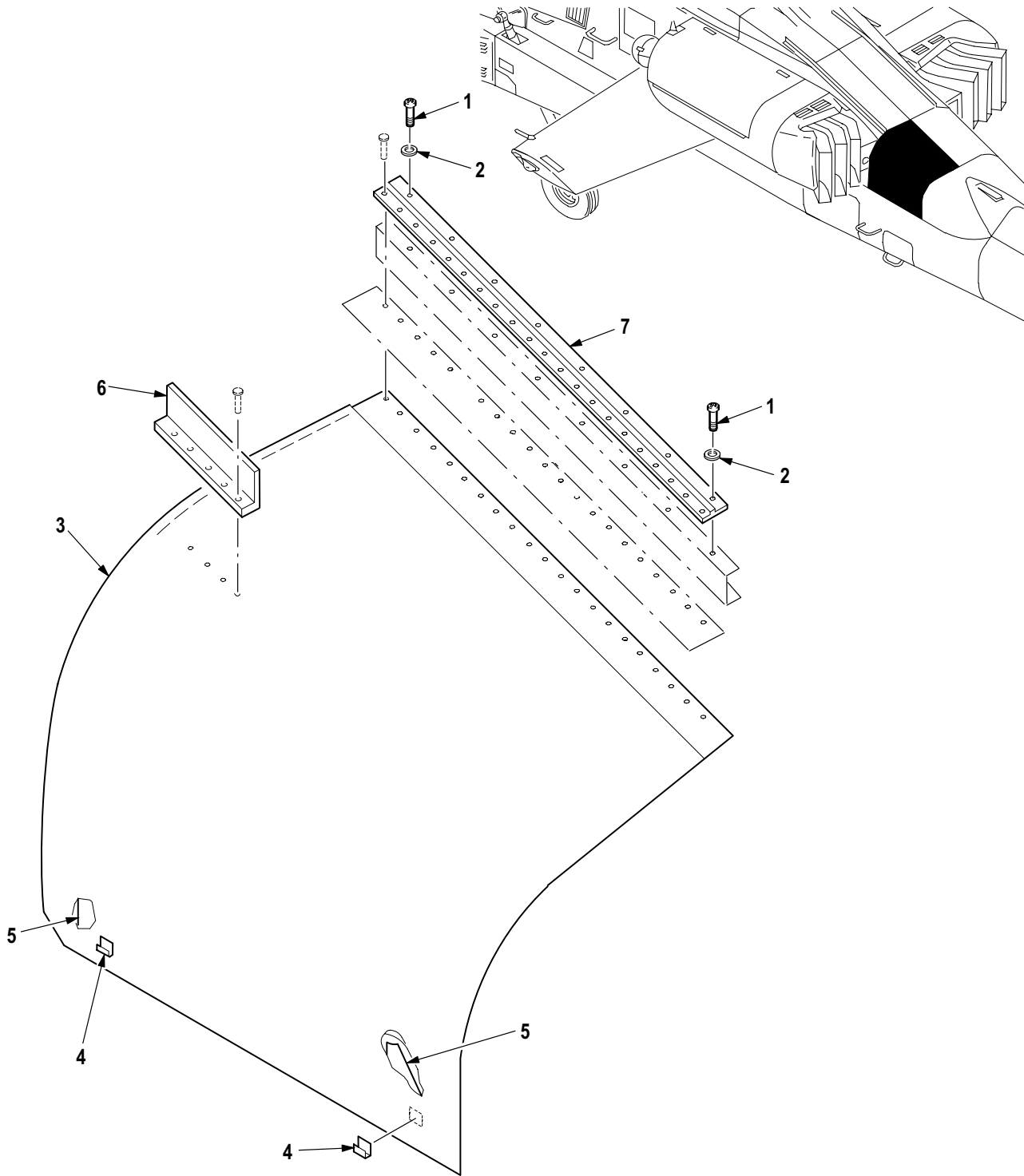
(1) ITEM NO.	(2) SMR CODE	(3) CAGE	(4) PART NUMBER	(5) DESCRIPTION AND USABLE ON CODE (UOC)	(6) QTY
36	PAOZZ	8V613	7-51 1150133-101	.. Door, Access, Aircraf LH (U/O P/N 7-511150131-101) ..	1
36	PAOZZ	8V613	7-51 1150134-101	.. Door-RH, Upper (U/O P/N 7-511150132-101) ..	1
END OF FIGURE					



M09-1053F

Figure 154. Group 02 Fairing Installation Assembly, Hydraulic Access RH (FS 313 to FS 340)
7-31 1150125-601, 7-511150136-101

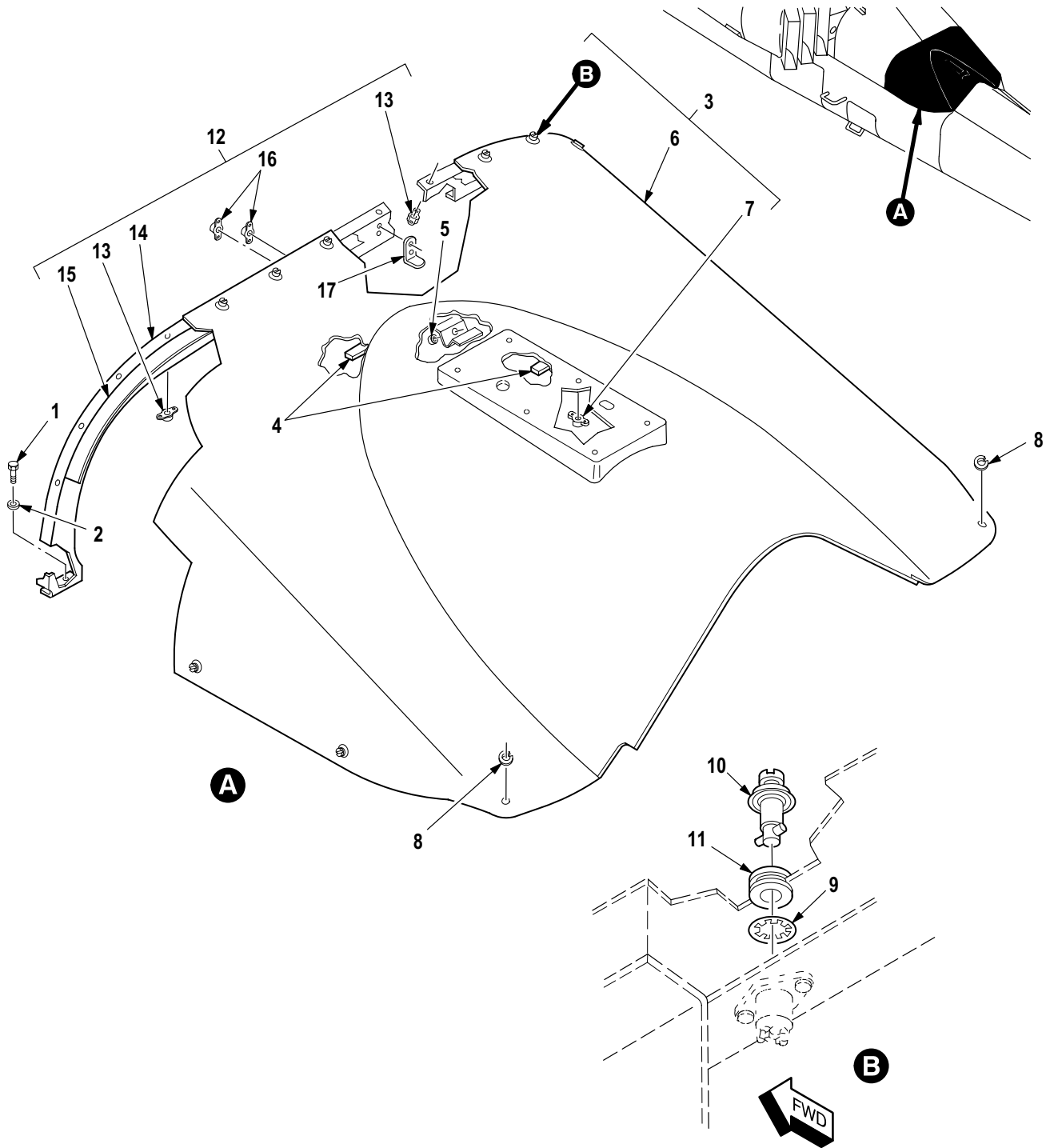
(1) ITEM NO.	(2) SMR CODE	(3) CAGE	(4) PART NUMBER	(5) DESCRIPTION AND USABLE ON CODE (UOC)	(6) QTY
				Group 02 Airframe Fig. 154 Fairing Installation Assembly, Hydraulic Access RH (FS 313 to FS 340) 7-31 1150125-601 7-51 1150136-101 See Fig. 143 for NHA	
1	PAOZZ	80205	NAS1403-2	• Screw, Machine	18
2	PAOZZ	80205	NAS1149C0332R	• Washer, Flat	18
3	XDOOO	02731	7-31 1150125-61	• Channel Assy	1
4	XDOZZ	02731	7-31 1150125-7	•• Clip	1
5	XDOZZ	02731	7-31 1150125-9	•• Clip	1
6	PAOZZ	02731	HS4153-02	•• Nut, Self-Locking, PI	2
7	PAOZZ	80205	MS21075L3E	•• Nut, Self-Locking, PI	8
8	XDOZZ	02731	7-31 1150125-47	•• Angle	1
9	XDOOO	02731	7-31 1150125-65	• Door and Panel Assy (U/O P/N 7-311150125-601)	1
9	XDOOO	8V613	7-51 1150135-101	• Door and Panel Assy (U/O P/N 7-511150136-101)	1
10	PAOOO	02731	7-31 1150125-69	•• Panel Assy (U/O P/N 7-311150125-65)	1
10	PAOOO	02731	7-51 1150138-101	•• Panel Assy (U/O P/N 7-511150135-101)	1
11	XDOZZ	02731	7-31 1150136-4	••• Fence	1
12	PAOZZ	02731	HS4874-3A3A	••• Grommet, Nonmetallic	12
13	MFOZZ	02731	7-31 1150125-27	••• Hinge Half	1
14	MFOZZ	02731	7-31 1150125-29	•• Hinge Pin	1
15	PAOOO	02731	7-31 1150125-67	•• Door, Access, Aircraf (U/O P/N 7-311150125-65)	1
15	PAOOO	02731	7-51 1150137-101	•• Door, Access, Aircraf (U/O P/N 7-511150135-101)	1
16	MFOZZ	02731	7-31 1150125-17	••• Hinge, Half	1
17	XDOZZ	02731	7-31 1150125-35	••• Doubler	1
18	XDOZZ	02731	7-1 11220146	••• Hook, Door	2
19	XDOZZ	02731	7-31 1150125-33	••• Doubler	2
20	XDOZZ	02731	7-31 1150125-37	••• Doubler AFT	1
21	XDOZZ	02731	7-31 1150125-23	••• Clip	1
END OF FIGURE					



M09-1057G

Figure 155. Group 02 Door Installation Assembly LH (FS 313 to FS 340)
7-31 1150126-601, 7-511150141-101

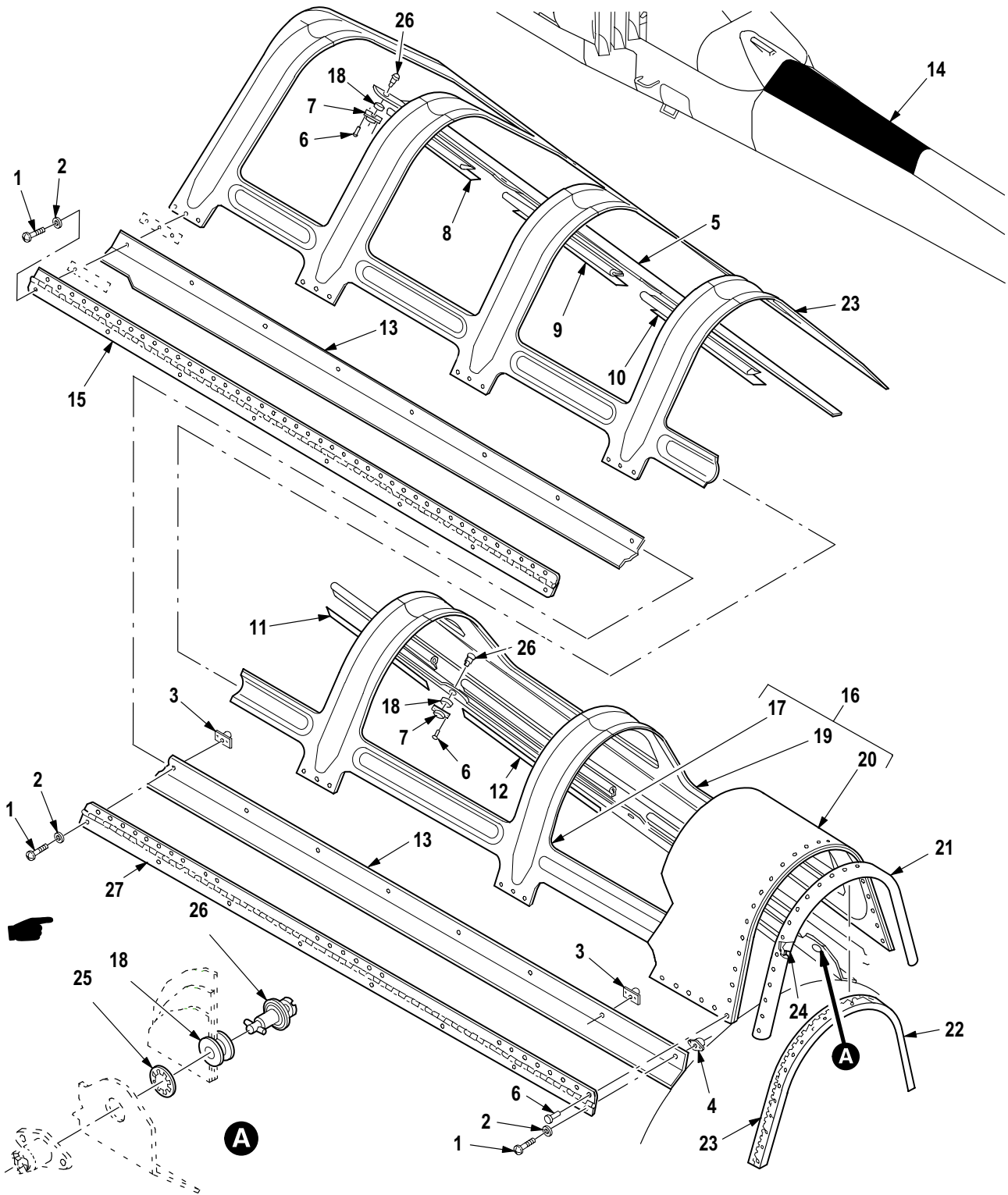
(1) ITEM NO.	(2) SMR CODE	(3) CAGE	(4) PART NUMBER	(5) DESCRIPTION AND USABLE ON CODE (UOC)	(6) QTY
				Group 02 Airframe Fig. 155 Door Installation Assembly LH (FS 313 to FS 340) 7-31 1150126-601 7-51 1150141-101 See Fig. 143 for NHA	
1	PAOZZ	80205	NAS1403-3	• Screw, Machine	8
2	PAOZZ	88044	AN960PD10L	• Washer, Flat	8
3	PAOOO	02731	7-31 1150126-33	• Door, Access, Aircraf (U/O P/N 7-311150126-601)	1
3	PAOOO	8V613	7-51 1150142-101	• Door, Access, Aircraf (U/O P/N 7-511150141-101)	1
4	PAOZZ	02731	7-1 11220146	•• Hook, Door	2
5	XDOZZ	02731	7-31 1150126-1 1	•• Doubler	2
6	XDOZZ	02731	7-31 1150136-3	•• Fence	1
7	MFOZZ	96906	MS20257P4-2650	•• Hinge, Continuous	1
END OF FIGURE					



M09-1070G

Figure 156. Group 02 Fairing Installation (FS 340 to FS 370)
7-31 1150110-601, 7-511150100-101

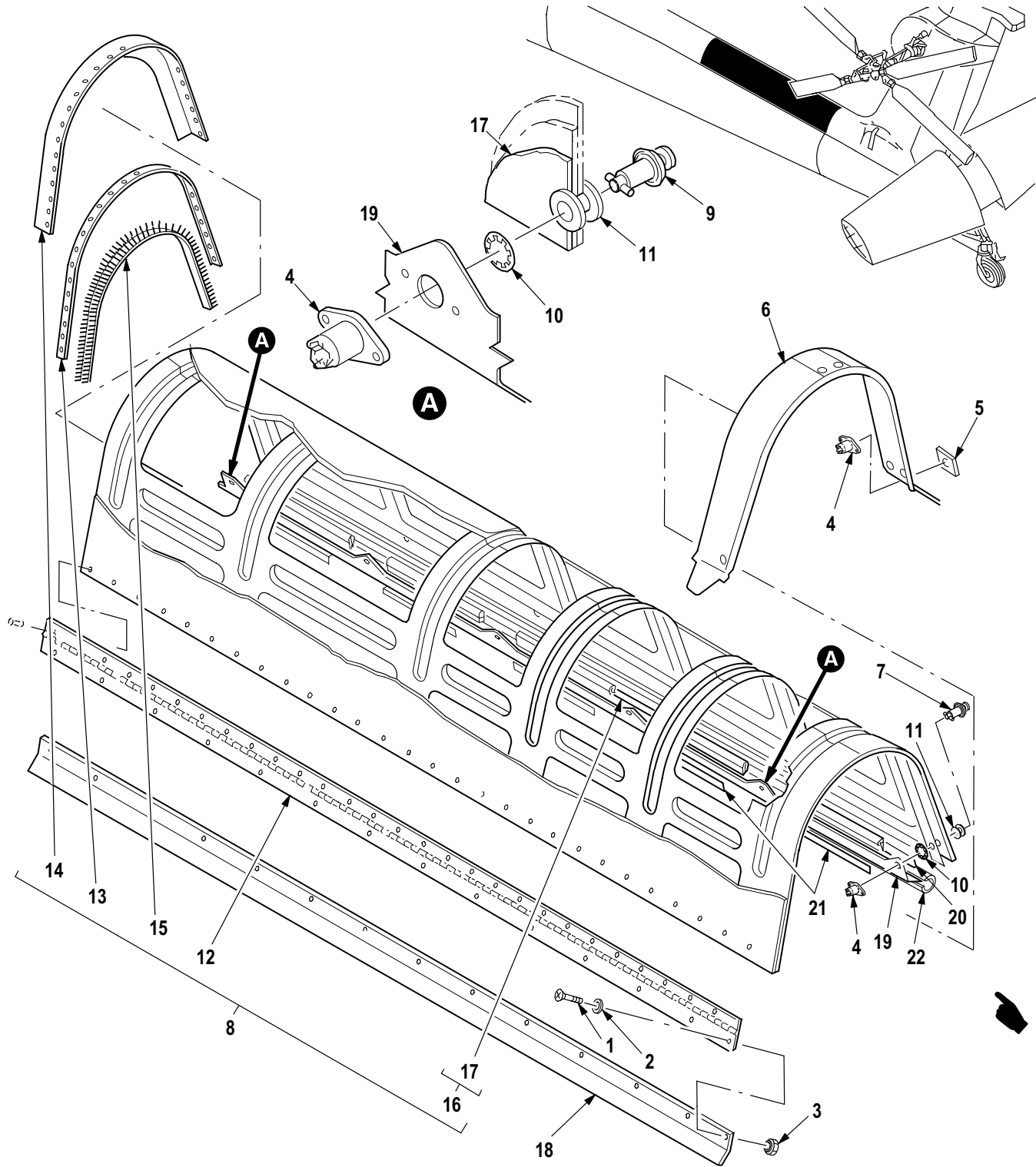
(1) ITEM NO.	(2) SMR CODE	(3) CAGE	(4) PART NUMBER	(5) DESCRIPTION AND USABLE ON CODE (UOC)	(6) QTY
				Group 02 Airframe Fig. 156 Fairing Installation (FS 340 to FS 370) 7-31 1150110-601 7-51 1150100-101 See Fig. 143 for NHA	
1	PAOZZ	80205	NAS6203-4H	• Bolt, Shear	4
2	PAOZZ	80205	NAS1149D0363J	• Washer, Flat	4
3	PAOOO	02731	7-31 1150110-43	• Fairing, Aircraft (U/O P/N 7-311150110-601)	1
3	PAOOO	8V613	7-51 1150101-101	• Fairing, Aircraft (U/O P/N 7-511150100-101)	1
4	XDOZZ	02731	HS4271-1S4	•• Mounting Base, Tiedo	2
5	PAOZZ	96906	MS35489-4	•• Grommet, Nonmetallic	2
6	XAOZZ	02731	7-31 1150110-41	•• Bonded Assy (U/O P/N 7-311150110-43)	1
6	XAOZZ	8V613	7-51 1150102-101	•• Fairing, Tail Rotor (U/O P/N 7-511150101-101)	1
7	PAOZZ	80205	MS21075L3E	•• Nut, Self-Locking, PI	6
8	PAOZZ	02731	HS4432-1	•• Washer, Split	2
9	PAOZZ	02731	HS4432-2	•• Push On Nut	19
10	PAOZZ	02731	HS4431-4	•• Stud Assembly, Turnl	19
11	PAOZZ	97393	SL3541A4AB3	•• Grommet, Metallic	21
12	XDOOO	02731	7-31 1150110-45	• Fairing, Fuselage, Ac	1
13	PAOZZ	02731	HS4430-1	•• Receptacle, Turnlock	13
14	XAOZZ	02731	7-31 1150110-49	•• Frame	1
15	MFOZZ	02731	7-31 1150110-47	•• Strap	1
16	PAOZZ	80205	MS21075L3E	•• Nut, Self-Locking, PI	8
17	PAOZZ	88044	AN743Z13	•• Bracket, Angle	1
END OF FIGURE					



M09-1056K

Figure 157. Group 02 Fairing Installation Assembly, Tail Rotor Shaft (FS 370 to FS 450)
7-31 1150130-603

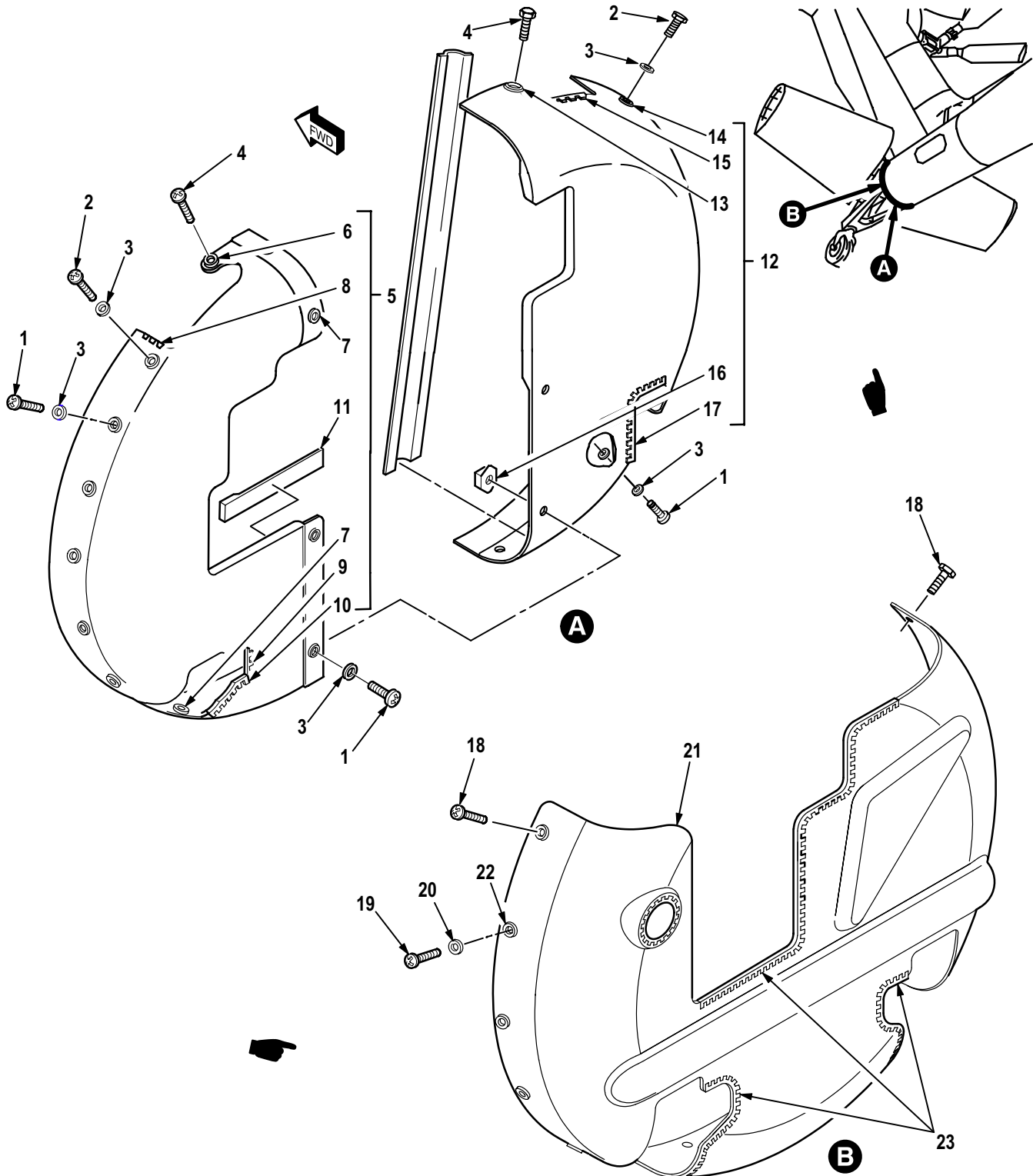
(1) ITEM NO.	(2) SMR CODE	(3) CAGE	(4) PART NUMBER	(5) DESCRIPTION AND USABLE ON CODE (UOC)	(6) QTY
				Group 02 Airframe Fig. 157 Fairing Installation Assembly, Tail Rotor Shaft (FS 370 to FS 450) 7-31 1150130-603 See Fig. 143 for NHA	
1	PAOZZ	80205	NAS1403-2	• Screw, Machine	16
2	PAOZZ	88044	AN960D10	• Washer, Flat	16
3	PAOZZ	80205	MS21075L3E	• Nut, Self-Locking, Pl	15
4	PAOZZ	02731	HS4153-02	• Nut, Self-Locking, Pl	1
5	XDOZZ	02731	7-31 1150130-35	• Angle	1
6	XDOZZ	11815	CCR264CS3-2	• Rivet, Blind	59
7	PAOZZ	02731	HS4430-1	• Receptacle, Turnlock	7
8	XDOZZ	02731	7-31 1150130-57	• Retainer	1
9	XDOZZ	02731	7-31 1150130-55	• Retainer	1
10	XDOZZ	02731	7-31 1150130-53	• Retainer	1
11	XDOZZ	02731	7-31 1150130-51	• Retainer	1
12	XDOZZ	02731	7-31 1150130-49	• Retainer	1
13	XDOZZ	02731	7-31 1150130-33	• Angle	1
14	PAOOO	02731	7-31 1150130-45	• Fairing, Aircraft	1
15	MFOZZ	02731	7-31 1150130-15	•• Hinge	1
16	PAOOO	02731	7-31 1150130-43	•• Fairing, Aircraft	1
17	XAOZZ	02731	7-31 1150130-5	••• Doubler, Beaded	1
18	PAOZZ	02731	HS4874-4B2A	••• Grommet, Metallic	7
19	XAOZZ	02731	7-31 1150130-7	••• Doubler, Beaded	1
20	XAOZZ	02731	7-31 1150130-3	••• Skin	1
21	MOOZZ	02731	7-31 1150130-17	•• Seal	1
22	XDOZZ	02731	7-31 1150130-9	•• Retainer	1
23	PAOZZ	96906	MS21266-1N	•• Grommet, Nonmetallic	1
24	MOOZZ	02731	7-31 1150130-25	•• Seal, Sponge	1
25	PAOZZ	02731	HS4432-2	•• Push On Nut	7
26	PAOZZ	71286	26S8-6	•• Stud Assembly, Turnl	7
27	PAOZZ	02731	7-31 1150130-29	•• Hinge	1
END OF FIGURE					



M09-1068H

Figure 158. Group 02 Fairing Installation Assembly, Tail Rotor Shaft (FS 450 to FS 503)
7-31 1150131-601 (Usbl Eff 82-23355 thru 88-0199)
7-31 1150131-603 (Usbl Eff 88-0200 and Subs)

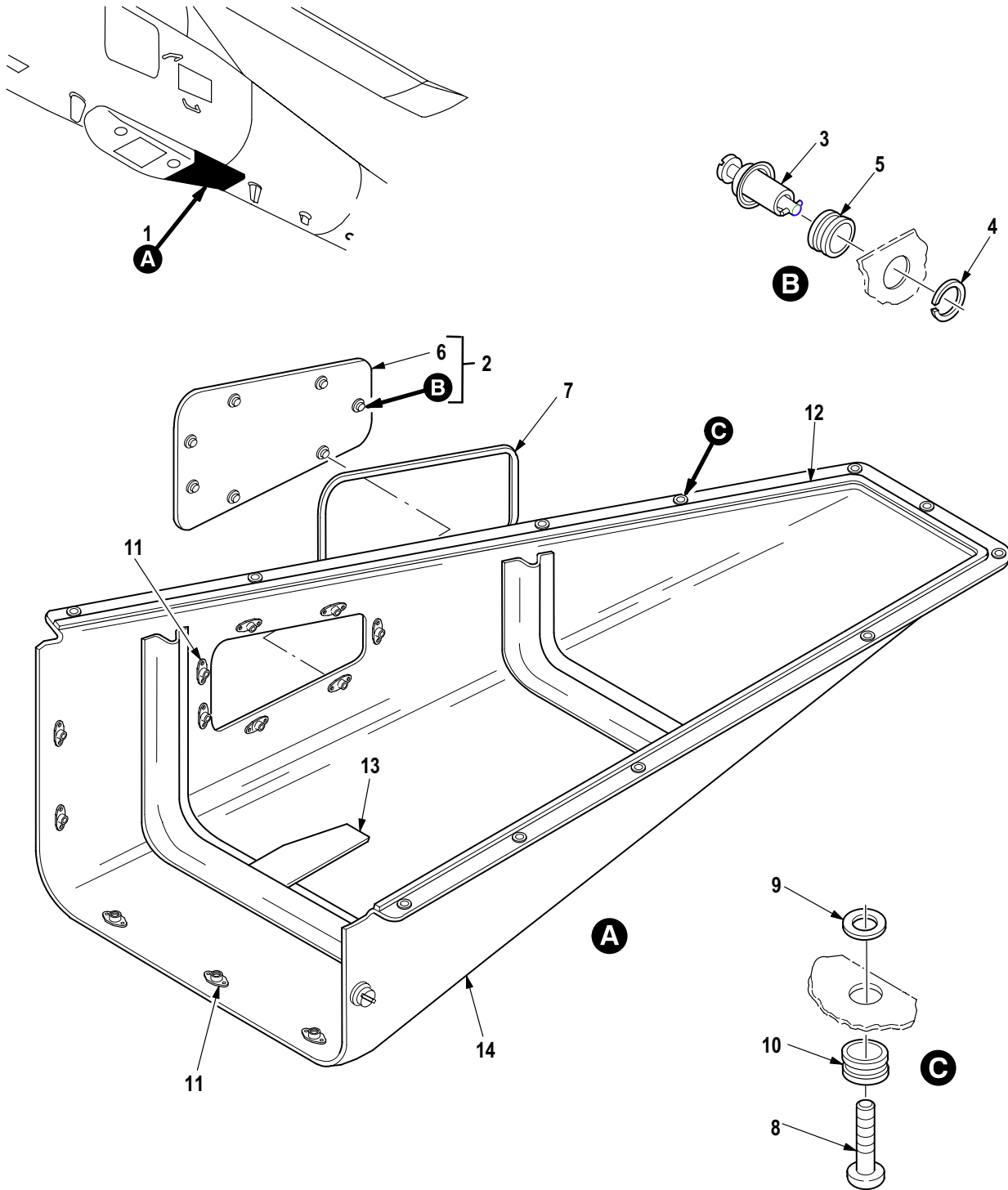
(1) ITEM NO.	(2) SMR CODE	(3) CAGE	(4) PART NUMBER	(5) DESCRIPTION AND USABLE ON CODE (UOC)	(6) QTY
				Group 02 Airframe Fig. 158 Fairing Installation Assembly, Tail Rotor Shaft (FS 450 to FS 503) 7-31 1150131-601 (Usbl Eff 82-23355 thru 88-0199) 7-31 1150131-603 (Usbl Eff 88-0200 and Subs) See Fig. 143 for NHA	
1	PAOZZ	80205	NAS1403-1	• Screw, Machine	14
2	PAOZZ	88044	AN960C10	• Washer, Flat	14
3	PAOZZ	80205	MS21075L3E	• Nut, Self-Locking, Pl	14
4	PAOZZ	02731	HS4430-1	• Receptacle, Turnlock	12
5	XDOZZ	02731	7-31 1150131-29	• Shim	1
6	XDOZZ	02731	7-31 1150131-31	• Support (Usbl Eff 82-23355 thru 88-0199)	1
6	XDOZZ	02731	7-31 1150131-51	• Support (Usbl Eff 88-0200 and Subs)	1
7	PAOZZ	71286	26S8-6	• Stud Assembly, Turnl	1
8	PAOOO	02731	7-31 1150131-41	• Fairing, Rotor, Aircr (Usbl Eff 82-23355 thru 88-0199) ...	1
8	PAOOO	02731	7-31 1150131-47	• Fairing, Aircraft (Usbl Eff 88-0200 and Subs)	1
9	PAOZZ	71286	26S8-5	•• Stud Assembly, Turnl	5
10	PAOZZ	02731	HS4432-2	•• Push On Nut	6
11	PAOZZ	02731	HS4874-4B2A	•• Grommet, Metallic	6
12	MFOZZ	02731	7-31 1150131-15	•• Hinge	1
13	XDOZZ	02731	7-31 1150131-27	•• Retainer	1
14	MOOZZ	02731	7-31 1150131-17	•• Seal	1
15	PAOZZ	96906	MS21266-1N	•• Grommet, Nonmetallic	1
16	XDOOO	02731	7-31 1150131-23	•• Cover, Tail Rotor Sh (Usbl Eff 82-23355 thru 88-0199)	1
16	XDOOO	02731	7-31 1150131-49	•• Cover, Tail Rotor Sh (Usbl Eff 88-0200 and Subs)	1
17	MOOZZ	02731	7-31 1150131-21	••• Chaffing Strip (Usbl Eff 82-23355 thru 88-0199)	1
18	XDOZZ	02731	7-31 1150131-33	• Angle	1
19	XDOZZ	02731	7-31 1150131-35	• Angle (Usbl Eff 82-23355 thru 88-0199)	1
20	XDOZZ	02731	7-31 1150131-63	• Angle (Usbl Eff 88-0200 and Subs)	1
21	XDOZZ	02731	7-31 1150131-53	• Retainer (Usbl Eff 88-0200 and Subs)	5
22	PAOZZ	02731	7-31 1150131-65	• Gasket (U/O P/N 7-311150131-603)	5
END OF FIGURE					



M09-1069D

Figure 159. Group 02 Fairing Installation Assembly, Tailboom Closeout
7-31 1150147
7-51 1150147-1 A/C With MWO 1-1520-238-55-11 Incorporated

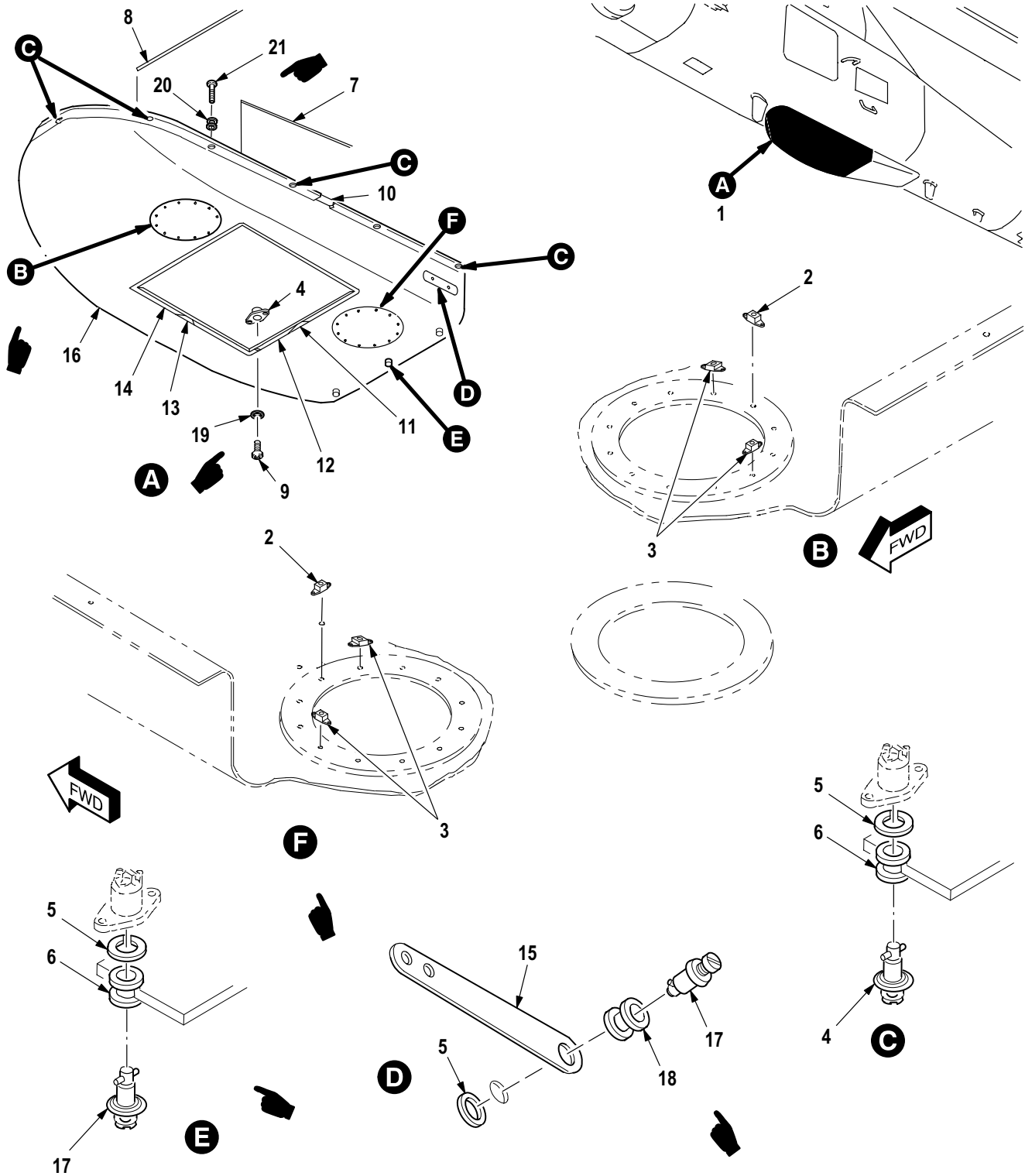
(1) ITEM NO.	(2) SMR CODE	(3) CAGE	(4) PART NUMBER	(5) DESCRIPTION AND USABLE ON CODE (UOC)	(6) QTY
				Group 02 Airframe Fig. 159 Fairing Installation Assembly, Tailboom Closeout 7-31 1150147 7-51 1150147-1 A/C With MWO 1-1520-238-55-11 Incorporated See Fig. 143 for NHA	
1	PAOZZ	80205	NAS623-3-3	• Screw, Machine	19
2	PAOZZ	80205	NAS623-3-4	• Screw, Machine	4
3	PAOZZ	88044	AN960JD10L	• Washer, Flat	23
4	PAOZZ	80205	NAS1096-3-9	• Screw, Machine	2
5	PAOOO	02731	7-31 1150147-63	• Cover, Access	1
6	PAOZZ	02731	HS4874-4A3A	•• Grommet, Nonmetallic	1
7	PAOZZ	02731	HS4874-4A1A	•• Grommet, Metallic	13
8	MOOZZ	02731	7-31 1150147-57	•• Grommet, Nonmetallic	1
9	XDOZZ	02731	7-31 1150147-59	•• Grommet, Nonmetallic	2
10	MOOZZ	02731	7-31 1150147-65	•• Grommet, Nonmetallic	1
11	XDOZZ	02731	7-31 1150147-45	•• Doubler	1
12	PAOOO	02731	7-31 1150147-49	• Cover, Access	1
13	PAOZZ	02731	HS4874-4A3A	•• Grommet, Nonmetallic	1
14	PAOZZ	02731	HS4874-4A1A	•• Grommet, Metallic	8
15	MOOZZ	02731	7-31 1150147-55	•• Grommet	1
16	PAOZZ	80205	MS21075L3E	•• Nut, Self-Locking, PI	5
17	MOOZZ	02731	7-31 1150147-67	•• Grommet, Nonmetallic	1
18	PAOZZ	80205	NAS623-3-6	• Screw, Machine (U/O P/N 7-511150147-1) A/C With MWO 1-1520-238-55-11 Incorporated	2
19	PAOZZ	80205	NAS623-3-4	• Screw, Machine (U/O P/N 7-511150147-1) A/C With MWO 1-1520-238-55-11 Incorporated	12
20	PAOZZ	80205	NAS1149C0363R	• Washer, Flat (U/O P/N 7-511150147-1) A/C With MWO 1-1520-238-55-11 Incorporated	14
21	XDOOO	8V613	7-51 1150147-3	• Tailboom Assy, Close (U/O P/N 7-511150147-1) A/C With MWO 1-1520-238-55-11 Incorporated	1
22	PAOZZ	02731	HS4874-4A3A	•• Grommet, Nonmetallic (U/O P/N 7-511150147-3) A/C With MWO 1-1520-238-55-11 Incorporated	14
23	PAOZZ	96906	MS21266-2N	•• Grommet, Nonmetallic (U/O P/N 7-511150147-3) A/C With MWO 1-1520-238-55-11 Incorporated	V
END OF FIGURE					



M09-1084B

Figure 160. Group 02 Fairing, Antenna Installation, ADF Sensor
7-31 1150149, 7-511150161-101

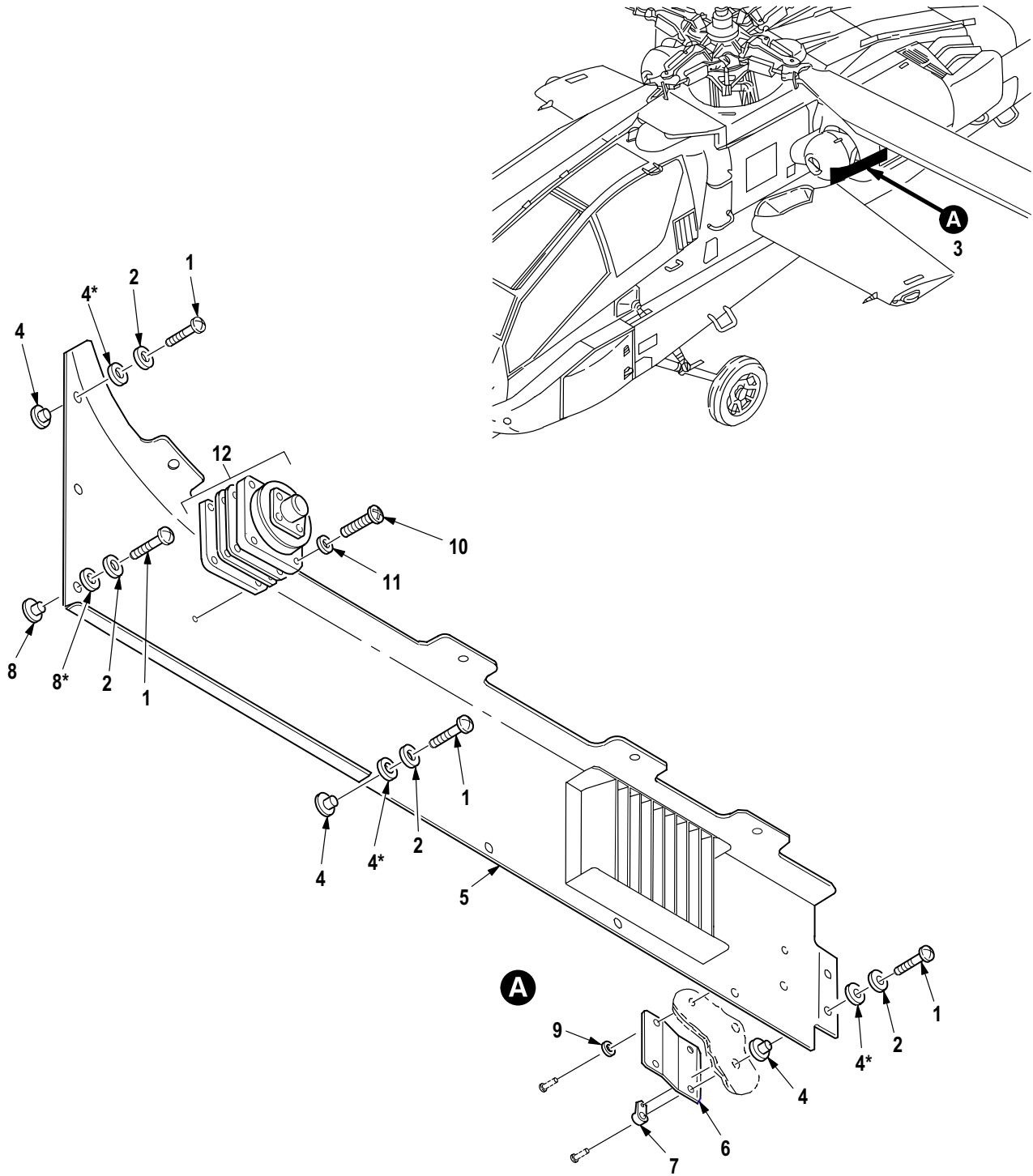
(1) ITEM NO.	(2) SMR CODE	(3) CAGE	(4) PART NUMBER	(5) DESCRIPTION AND USABLE ON CODE (UOC)	(6) QTY
				Group 02 Airframe Fig. 160 Fairing, Antenna Installation, ADF Sensor 7-31 1150149 7-51 1150161-101 See Fig. 143 for NHA	
1	XDOOO	02731	7-31 1150149-35	· Fairing Assy (U/O P/N 7-311150149)	1
1	XDOOO	8V613	7-51 1150162-101	· Fairing Assy (U/O P/N 7-511150161-101)	1
2	PAOOO	02731	7-31 1150149-23	· · Panel Assy, Access (U/O P/N 7-311150149-35)	1
2	PAOOO	8V613	7-51 1150165-101	· · Panel Assy, Access (U/O P/N 7-511150162-101)	1
3	PAOZZ	71286	26S8-6	· · · Stud Assembly, Turnl	7
4	PAOZZ	02731	HS4432-1	· · · Washer, Split	7
5	PAOZZ	02731	HS4874-4B1A	· · · Grommet, Metallic	7
6	XAOZZ	02731	7-31 1150149-25	· · · Panel (U/O P/N 7-311150149-23)	1
6	XAOZZ	8V613	7-51 1150166-101	· · · Panel (U/O P/N 7-511150165-101)	1
7	MOOZZ	02731	7-31 1150149-29	· · Seal	1
8	PAOZZ	96906	MS27039C1-10	· · Screw, Machine	11
9	PAOZZ	88044	AN960JD10L	· · Washer, Flat (U/O P/N 7-311150149-35)	11
9	PAOZZ	80205	NAS1149D0332K	· · Washer, Flat (U/O P/N 7-511150161-101)	11
10	PAOZZ	02731	HS4874-2A3A	· · Grommet, Nonmetallic (U/O P/N 7-311150149-35)	11
11	PAOZZ	02731	HS4430-1	· · Receptacle, Turnlock	13
12	MOOZZ	02731	7-31 1150149-7	· · Seal	1
13	XDOZZ	02731	7-31 1150149-27	· · Plate, Shear	1
14	XDOZZ	02731	7-31 1150149-33	· · Fairing Assy (U/O P/N 7-311150149-35)	1
14	XDOZZ	8V613	7-51 1150164-101	· · Fairing Assy (U/O P/N 7-511150162-101)	1
END OF FIGURE					



M09-1083E

Figure 161. Group 02 Fairing Installation Assembly, Doppler (FS 330)
7-31 1150148

(1) ITEM NO.	(2) SMR CODE	(3) CAGE	(4) PART NUMBER	(5) DESCRIPTION AND USABLE ON CODE (UOC)	(6) QTY
				Group 02 Airframe Fig. 161 Fairing Installation Assembly, Doppler (FS 330) 7-31 1150148 See Fig. 143 for NHA	
1	PAOOO	02731	7-31 1150148-49	• Fairing, Aircraft	1
2	PAOZZ	96906	MS21060L08	•• Nut, Self-Locking, Pl	6
3	XDOZZ	80205	MS21075L08	•• Nut, Self-Locking, Pl	44
4	PAOZZ	02731	HS4431-8	•• Stud Assembly, Turnl	15
5	PAOZZ	02731	HS4432-1	•• Washer, Split	16
6	PAOZZ	02731	HS4874-4B3A	•• Grommet, Metallic	13
7	XDOZZ	02731	7-31 1150148-45	•• Retainer	2
8	XDOZZ	02731	7-31 1150148-47	•• Retainer	2
9	PAOZZ	80205	NAS1096-2-9	•• Screw, Machine	20
10	MOOZZ	02731	7-31 1150148-15	•• Seal	1
11	MOOZZ	02731	7-31 1150148-55	•• Bumper	2
12	XDOZZ	02731	7-31 1150148-51	•• Retainer, Bumper	2
13	MOOZZ	02731	7-31 1150148-57	•• Bumper	2
14	XDOZZ	02731	7-31 1150148-53	•• Retainer, Bumper	2
15	PAOZZ	02731	HS4499-3	•• Ejector Spring, Turn	3
16	XAOZZ	02731	7-31 1150148-59	•• Fairing	1
17	PAOZZ	71286	26S8-5	•• Stud Assembly, Turnl	6
18	PAOZZ	02731	HS4874-5B3A	•• Grommet, Metallic	3
19	PAOZZ	88044	AN960JD8L	•• Washer, Flat	2
20	MOOZZ	02731	HS4874-3B3A	•• Grommet, Metallic	1
21	PAOZZ	80205	NAS1403-3	• Screw, Machine	2
END OF FIGURE					

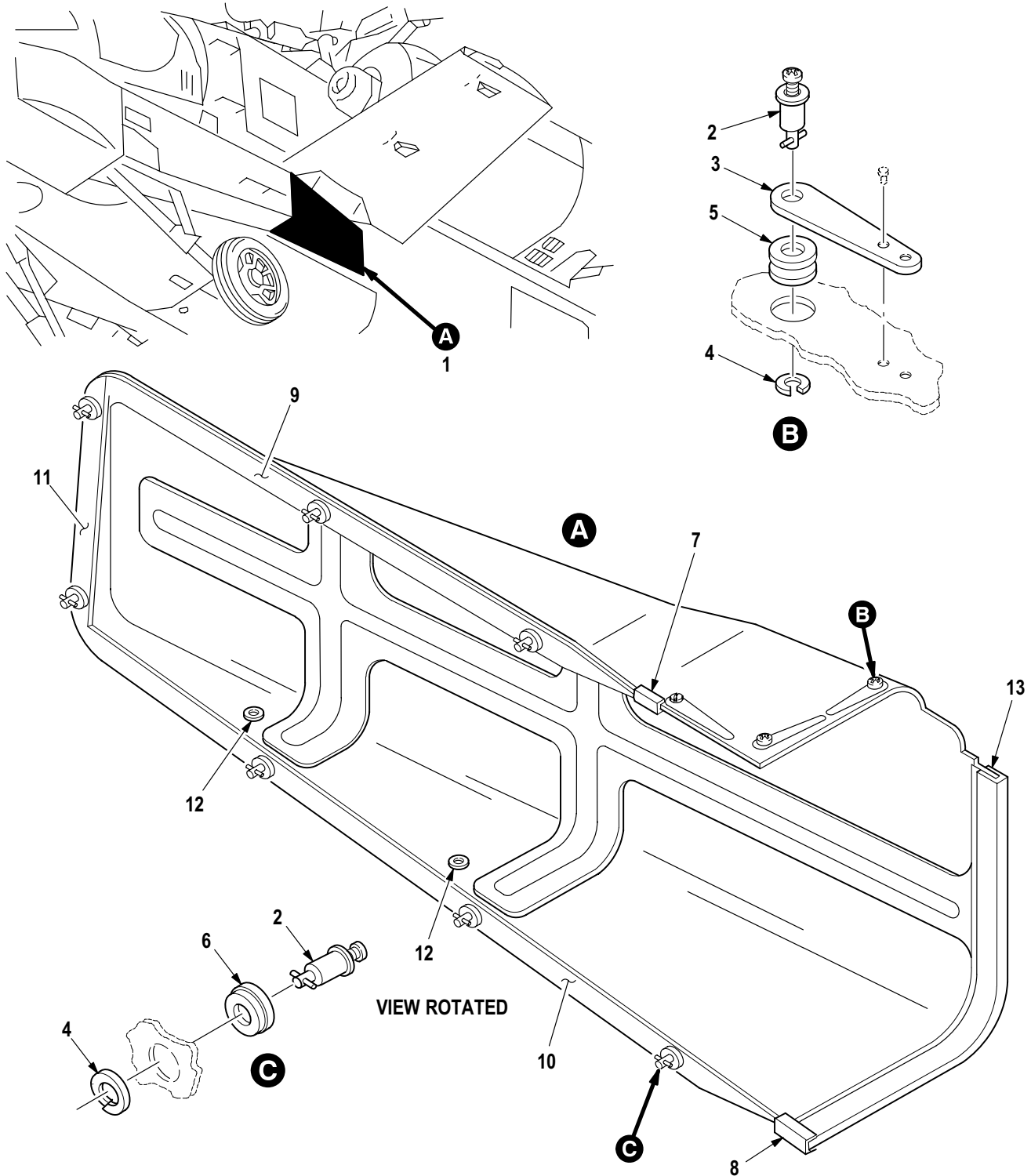


* SUPPLIED WITH ATTACHED ITEM

M09-1090F

Figure 162. Group 02 Fairing Installation Assembly, Louver (FS 221 to FS 247)
7-31 1150119-601 LH
7-31 1150119-602 RH

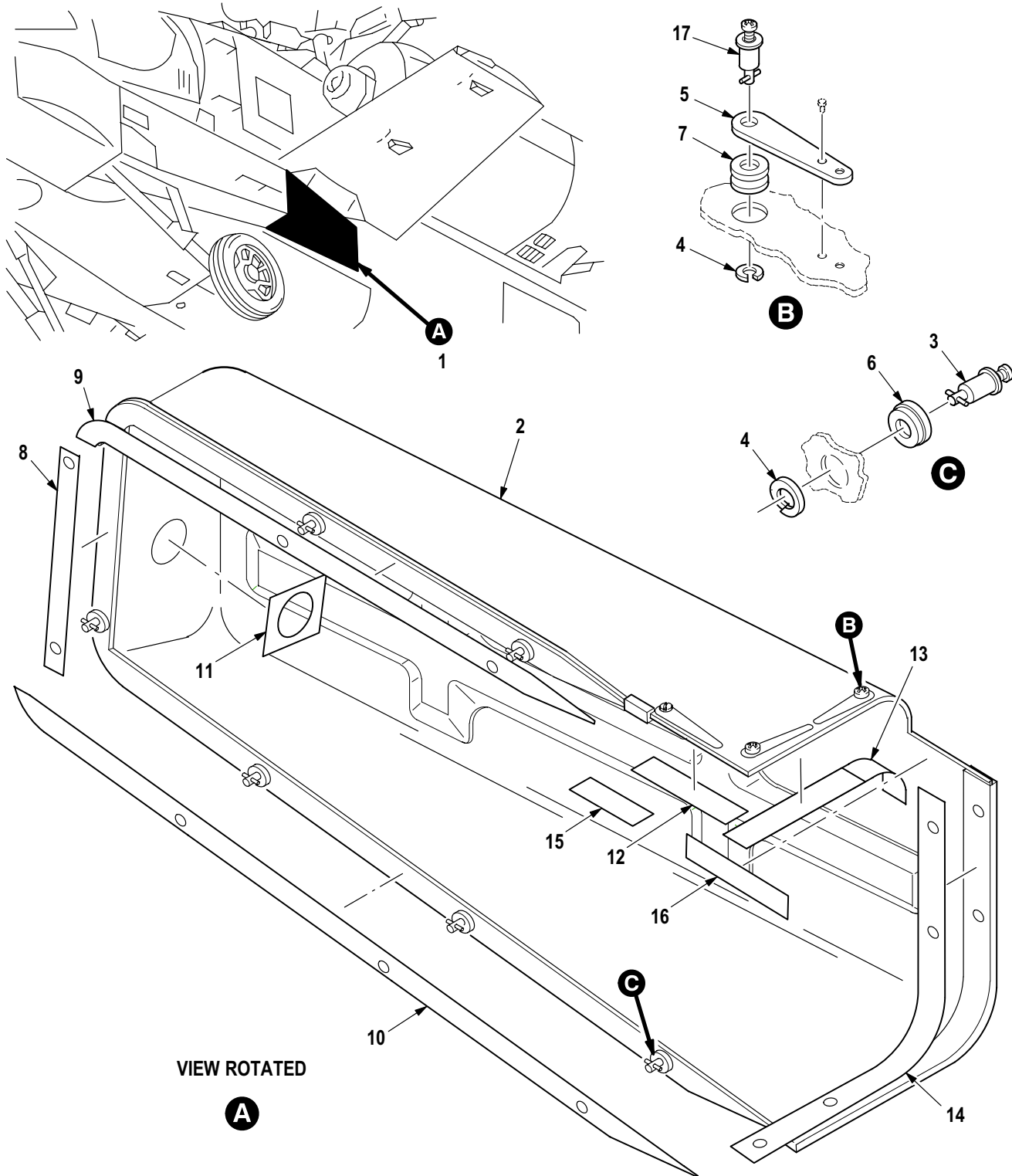
(1) ITEM NO.	(2) SMR CODE	(3) CAGE	(4) PART NUMBER	(5) DESCRIPTION AND USABLE ON CODE (UOC)	(6) QTY
				Group 02 Airframe Fig. 162 Fairing Installation Assembly, Louver (FS 221 to FS 247) 7-31 1150119-601 LH 7-31 1150119-602 RH See Fig. 143 for NHA	
1	PAOZZ	80205	NAS623-3-3	• Screw, Machine	14
2	PAOZZ	88044	AN960JD10L	• Washer, Flat	14
3	XDOOO	02731	7-31 1150119-13	• Fairing Assembly LH	1
3	XDOOO	02731	7-31 1150119-14	• Fairing Assy RH	1
4	PAOZZ	02731	HS4874-2B2A	•• Grommet, Metallic	3
5	XAOZZ	02731	7-31 1150119-15	•• Fairing LH	1
5	XAOZZ	02731	7-31 1150119-16	•• Fairing RH	1
6	MOOZZ	02731	7-31 1150119-7	•• Clip	1
7	PAOZZ	96906	MS21071L3	•• Nut, Self-Locking, PI	2
8	PAOZZ	02731	HS4874-4B2A	•• Grommet, Metallic	11
9	PAOZZ	88044	AN960JD5	•• Washer, Flat	2
10	PAOZZ	80205	NAS601-12B	Screw, Machine	4
11	PAOZZ	88044	AN960JD6L	Washer, Flat	4
12	PAOZZ	02731	7-31 1A10024	Transmitter, Tempera	1
END OF FIGURE					



M09-1085F

Figure 163. Group 02 Fairing Installation Assembly, FAB Extension
7-31 1150150-1 LH
7-31 1150150-2 RH

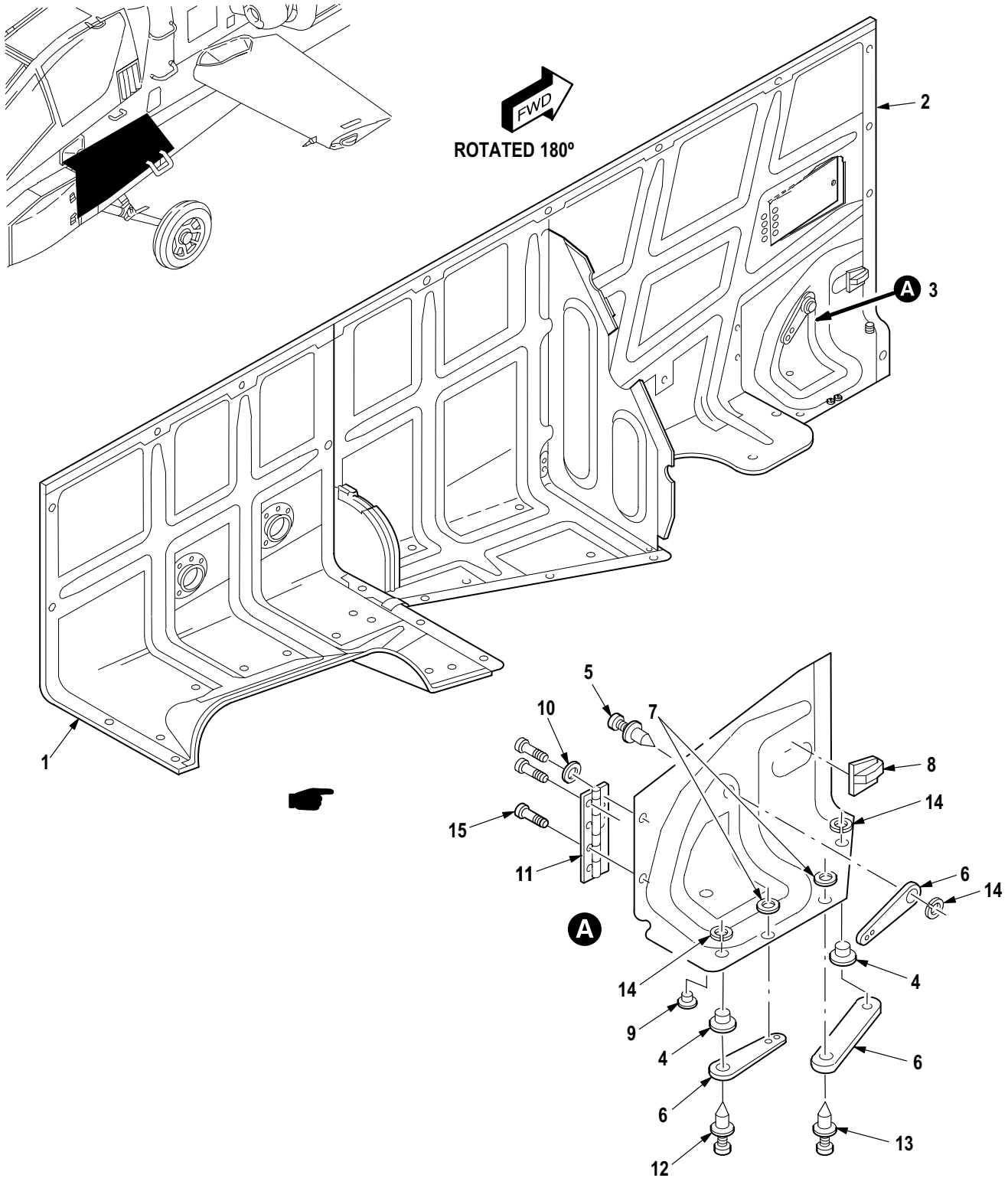
(1) ITEM NO.	(2) SMR CODE	(3) CAGE	(4) PART NUMBER	(5) DESCRIPTION AND USABLE ON CODE (UOC)	(6) QTY
				Group 02 Airframe Fig. 163 Fairing Installation Assembly, FAB Extension 7-31 1150150-1 LH 7-31 1150150-2 RH See Fig. 143 for NHA	
1	PAOOO	02731	7-31 1150150-3	• Fairing, Fuselage, Ai LH	1
1	PAOOO	02731	7-31 1150150-4	• Fairing, Fuselage, Ai RH	1
2	PAOZZ	71286	26S8-6	•• Stud Assembly, Turnl	10
3	PAOZZ	02731	HS4499-1	•• Ejector Spring, Turn	3
4	PAOZZ	02731	HS4432-1	•• Washer, Split	10
5	PAOZZ	02731	HS4874-6B4A	•• Grommet, Metallic	3
6	PAOZZ	02731	SL3541A4AB3	•• Grommet, Metallic	7
7	XDOZZ	02731	HS218-1 16	•• Channel, Extruded	1
8	XDOZZ	02731	HS218-205	•• Channel, Extruded	1
9	XDOZZ	02731	7-31 1150150-23	•• Seal Assembly, Packi	1
10	XDOZZ	02731	7-31 1150150-24	•• Seal	1
11	XDOZZ	02731	7-31 1150150-25	•• Seal	1
12	PAOZZ	02731	HS4874-2A1A	•• Grommet, Nonmetallic	2
13	MOOZZ	02731	7-31 1150150-19	•• Chafing Strip	1
END OF FIGURE					



M09-1341

Figure 163A. Group 02 Fairing Installation Assembly, FAB Extension
7-31 1150150-601 RH A/C With MWO 1-1520-238-50-49 Incorporated

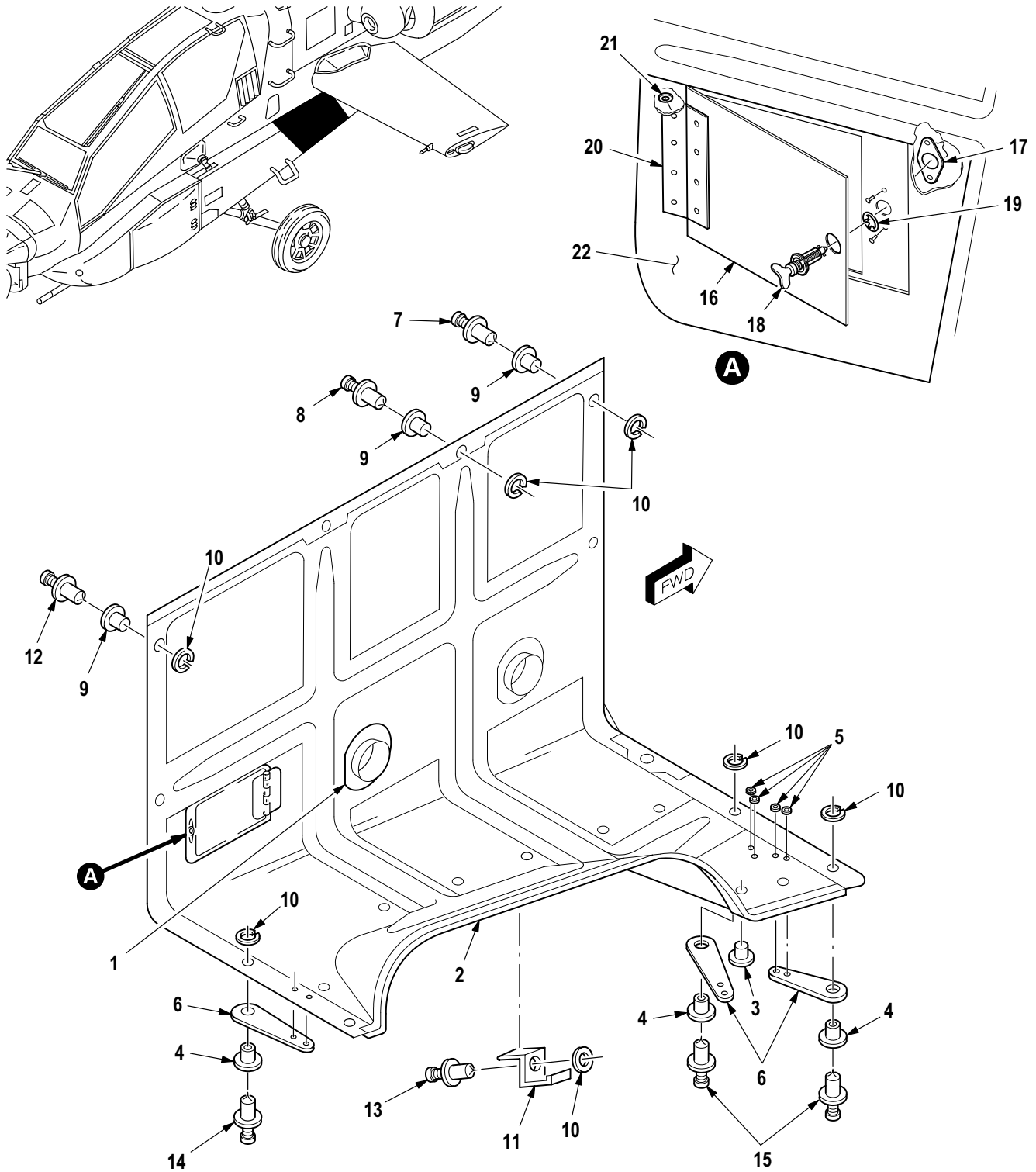
(1) ITEM NO.	(2) SMR CODE	(3) CAGE	(4) PART NUMBER	(5) DESCRIPTION AND USABLE ON CODE (UOC)	(6) QTY
				Group 02 Airframe Fig. 163A Fairing Installation Assembly, FAB Extension 7-31 1150150-601 RH A/C With MWO 1-1520-238-50-49 Incorporated See Fig. 143 for NHA	
1	PAOOO	8V613	7-31 1150155-1	• Fairing,Aircraft A/C With MWO 1-1520-238-50-49 Incorporated	1
2	PAOZZ	8V613	7-31 1150155-3	•• Fairing A/C With MWO 1-1520-238-50-49 Incorporated . . .	1
3	PAOZZ	02731	HS4431-8	•• Stud Assembly, Turnl A/C With MWO 1-1520-238-50-49 Incorporated . . .	1
4	PAOZZ	02731	HS4432-1	•• Washer, Split A/C With MWO 1-1520-238-50-49 Incorporated . . .	1
5	PAOZZ	02731	HS4499-1	•• Ejector Spring, Turn A/C With MWO 1-1520-238-50-49 Incorporated . . .	1
6	PAOZZ	02731	HS4874-4B3A	•• Grommet, Metallic A/C With MWO 1-1520-238-50-49 Incorporated . . .	1
7	PAOZZ	02731	HS4874-6B3A	•• Grommet, Metallic A/C With MWO 1-1520-238-50-49 Incorporated . . .	1
8	XDOZZ	8V613	HS5550-15-01 15	•• Gasket, Strip Rect A/C With MWO 1-1520-238-50-49 Incorporated . . .	1
9	MOOZZ	8V613	HS5550-15-0316	•• Gasket, Strip Rect A/C With MWO 1-1520-238-50-49 Incorporated . . .	1
10	XDOZZ	8V613	HS5550-15-0416	•• Gasket, Strip Rect A/C With MWO 1-1520-238-50-49 Incorporated . . .	1
11	XDOZZ	8V613	HS5550-17-0025	•• Gasket, Strip Rect A/C With MWO 1-1520-238-50-49 Incorporated . . .	1
12	XDOZZ	8V613	HS5550-17-0061	•• Gasket, Strip Rect A/C With MWO 1-1520-238-50-49 Incorporated . . .	1
13	XDOZZ	8V613	HS5550-17-0088	•• Gasket, Strip Rect A/C With MWO 1-1520-238-50-49 Incorporated . . .	1
14	XDOZZ	8V613	HS5550-17-0252	•• Gasket, Strip Rect A/C With MWO 1-1520-238-50-49 Incorporated . . .	1
15	MOOZZ	8V613	HS5551-02-0017	•• Gasket, Strip Rect A/C With MWO 1-1520-238-50-49 Incorporated . . .	1
16	MOOZZ	8V613	HS5551-02-0022	•• Gasket, Strip Rect A/C With MWO 1-1520-238-50-49 Incorporated . . .	1
17	PAOZZ	71286	26S8-7	•• Stud Assembly, Turnl A/C With MWO 1-1520-238-50-49 Incorporated . . .	1
END OF FIGURE					



M09-1161E

Figure 164. Group 02 Fairing Installation, Ammunition Feed System LH
7-31 1150140-601

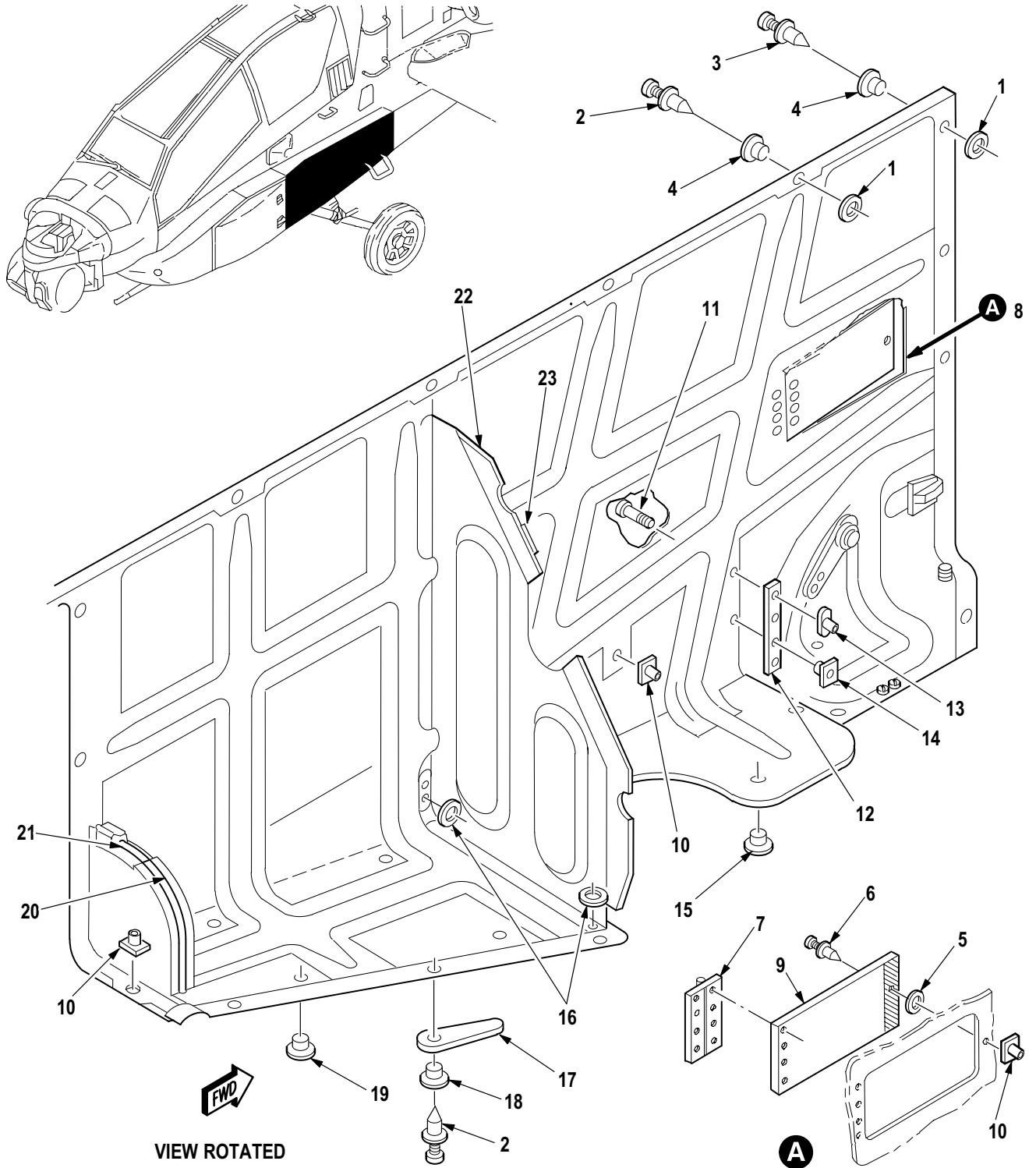
(1) ITEM NO.	(2) SMR CODE	(3) CAGE	(4) PART NUMBER	(5) DESCRIPTION AND USABLE ON CODE (UOC)	(6) QTY
				Group 02 Airframe Fig. 164 Fairing Installation, Ammunition Feed System LH 7-31 1150140-601 See Fig. 143 for NHA	
1	PAOOO	02731	7-31 1150140-131	• Fairing, Fuselage, Ai (See Fig. 165 for Breakdown)	1
2	PAOOO	02731	7-31 1150140-153	• Fairing, Aircraft (See Fig. 166 for Breakdown)	1
3	PAOOO	02731	7-31 1150140-149	• Door, Access, Aircraf	1
4	PAOZZ	02731	HS4874-6A4A	•• Grommet, Nonmetallic	2
5	PAOZZ	02731	HS4431-10W	•• Stud, Turnlock Faste	1
6	PAOZZ	02731	HS4499-1	•• Ejector Spring, Turn	3
7	PAOZZ	88044	AN960JD4L	•• Washer, Flat	4
8	PAOZZ	02731	HS4217S073C145	•• Latch, Thumb	1
9	PAOZZ	02731	HS4874-3A2A	•• Grommet, Nonmetallic	1
10	PAOZZ	88044	AN960JD5	•• Washer, Flat	8
11	MFOZZ	02731	7-31 1150140-63	•• Hinge	1
12	PAOZZ	02731	HS4431-4	•• Stud Assembly, Turnl	1
13	PAOZZ	71286	26S8-6	•• Stud Assembly, Turnl	1
14	PAOZZ	02731	HS4432-1	•• Washer, Split	3
15	PAOZZ	80205	NAS517-3-2	•• Screw, Machine	4
END OF FIGURE					



M09-1160A

Figure 165. Group 02 Fairing, Fuselage LH (FS 163 to FS 189)
7-31 1150140-131

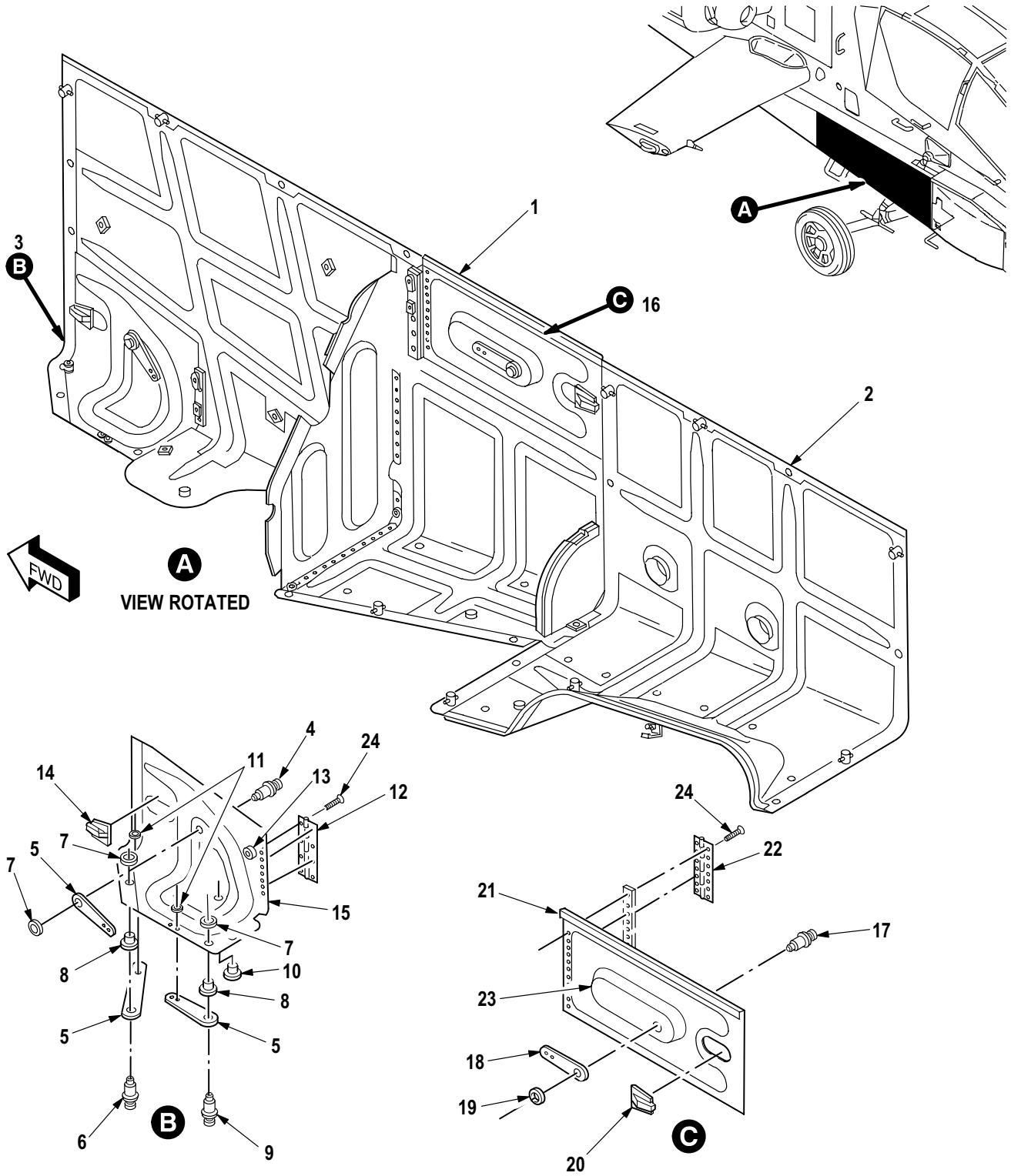
(1) ITEM NO.	(2) SMR CODE	(3) CAGE	(4) PART NUMBER	(5) DESCRIPTION AND USABLE ON CODE (UOC)	(6) QTY
				Group 02 Airframe Fig. 165 Fairing, Fuselage, LH (FS 163 to FS 189) 7-31 1150140-131 See Fig. 164 for NHA	
1	XDOZZ	02731	7-31 1150140-7	• Door, Access, Aircraf	2
2	PAOZZ	02731	HS4333A2700	• Nonmetallic Channel	1
3	PAOZZ	02731	HS4874-3A1A	• Grommet, Nonmetallic	8
4	PAOZZ	02731	HS4874-6A3A	• Grommet, Nonmetallic	5
5	PAOZZ	88044	AN960JD4L	• Washer, Flat	4
6	PAOZZ	02731	HS4499-1	• Ejector Spring, Turnl	5
7	PAOZZ	71286	26S8-6	• Stud Assembly, Turnl	3
8	PAOZZ	02731	HS4431-4	• Stud Assembly, Turnl	2
9	PAOZZ	02731	HS4874-4A3A	• Grommet, Nonmetallic	6
10	PAOZZ	02731	HS4432-1	• Washer, Split	12
11	XDOZZ	02731	7-31 1150140-87	• Angle	1
12	PAOZZ	71286	26S8-5	• Stud Assembly, Turnl	2
13	PAOZZ	71286	26S8-3	• Stud Assembly, Turnl	1
14	PAOZZ	71286	26S8-9	• Stud Assembly, Turnl	2
15	PAOZZ	02731	HS4431-8	• Stud Assembly, Turnl	3
16	XDOZZ	02731	7-31 1150140-135	• Door, Access	1
17	PAOZZ	02731	HS4430-1	• Receptacle, Turnlock	1
18	PAOZZ	71286	2600-2W	• Stud Assembly, Turnl	1
19	PAOZZ	02731	HS4432-2	• Push On Nut	1
20	XDOZZ	02731	7-31 1150140-67	• Hinge	1
21	PAOZZ	88044	AN960JD4	• Washer, Flat	4
22	XAOZZ	02731	7-31 1150140-133	• Bonded Assy	1
END OF FIGURE					



M09-1089E

Figure 166. Group 02 Fairing Assembly, Fuselage LH (FS 115 to FS 163)
7-31 1150140-153

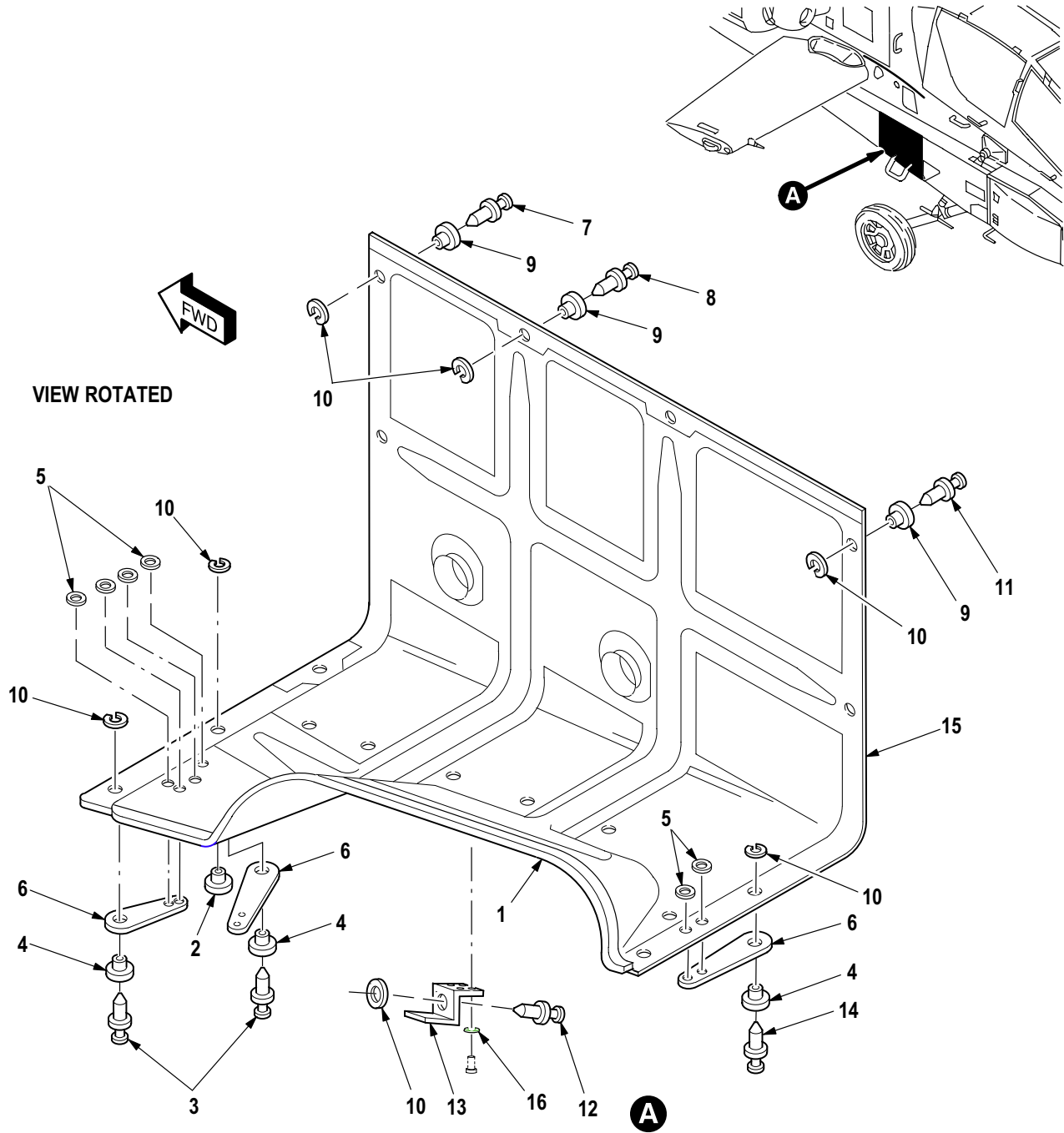
(1) ITEM NO.	(2) SMR CODE	(3) CAGE	(4) PART NUMBER	(5) DESCRIPTION AND USABLE ON CODE (UOC)	(6) QTY
				Group 02 Airframe Fig. 166 Fairing Assembly, Fuselage LH (FS 115 to FS 163) 7-31 1150140-153 See Fig. 164 for NHA	
1	PAOZZ	02731	HS4432-1	• Washer, Split	7
2	PAOZZ	02731	HS4431-4	• Stud Assembly, Turnl	7
3	PAOZZ	71286	26S8-5	• Stud Assembly, Turnl	3
4	PAOZZ	02731	HS4874-4A3A	• Grommet, Nonmetallic	7
5	PAOZZ	02731	HS4432-2	• Push On Nut	1
6	PAOZZ	71286	2600-2W	• Stud Assembly, Turnl	1
7	MFOZZ	02731	7-31 1150140-67	• Hinge	1
8	XDOOO	02731	7-31 1150140-151	• Door, Assy	1
9	XDOZZ	02731	7-31 1150140-159	• Door	1
10	PAOZZ	02731	HS4430-1	• Receptacle, Turnlock	3
11	PAOZZ	80205	NAS517-3-2	• Screw, Machine	4
12	XDOZZ	02731	7-31 1150140-89	• Doubler	1
13	PAOZZ	96906	MS21061L3	• Nut, Self-Locking, PI	1
14	PAOZZ	80205	MS21075L3E	• Nut, Self-Locking, PI	3
15	PAOZZ	02731	HS4874-3A3A	• Grommet, Nonmetallic	1
16	PAOZZ	88044	AN960JD5	• Washer, Flat	38
17	PAOZZ	02731	HS4499-1	• Ejector Spring, Turn	3
18	PAOZZ	02731	HS4874-6A3A	• Grommet, Nonmetallic	3
19	PAOZZ	02731	HS4874-3A1A	• Grommet, Nonmetallic	4
20	PAOZZ	02731	HS204-0914	• Seal, Nonmetallic St	1
21	XDOZZ	02731	7-31 1150140-75	• Closeout	1
22	XDOZZ	02731	7-31 1150140-93	• Shield	1
23	XDOZZ	02731	7-31 1150140-83	• Grommet, Nonmetallic	1
END OF FIGURE					



M09-1088H

Figure 167. Group 02 Fairing Installation, Ammunition Feed System RH
7-31 1150140-5

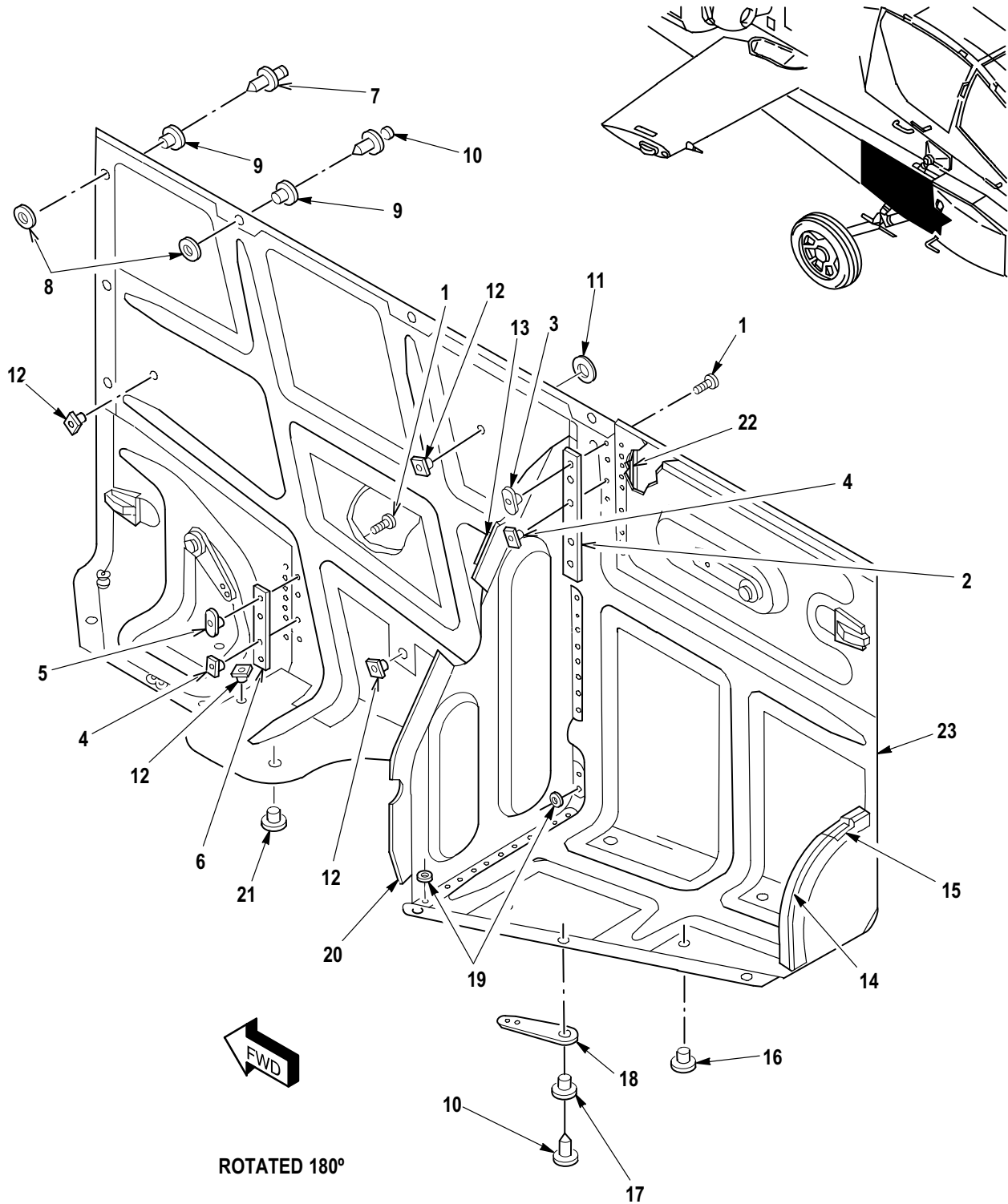
(1) ITEM NO.	(2) SMR CODE	(3) CAGE	(4) PART NUMBER	(5) DESCRIPTION AND USABLE ON CODE (UOC)	(6) QTY
				Group 02 Airframe Fig. 167 Fairing Installation, Ammunition Feed System RH 7-31 1150140-5 See Fig. 143 for NHA	
1	PAOOO	02731	7-31 1150140-126	• Fairing, Ammo Feed (See Fig. 169 for Breakdown)	1
2	PAOOO	02731	7-31 1150140-12	• Fairing, Ammo Feed (See Fig. 168 for Breakdown)	1
3	PAOOO	02731	7-31 1150140-18	• Door, Access, Airacraf	1
4	PAOZZ	02731	HS4431-10W	•• Stud, Turnlock Faste	1
5	PAOZZ	02731	HS4499-1	•• Ejector Spring, Turn	3
6	PAOZZ	02731	HS4431-4	•• Stud Assembly, Turnl	1
7	PAOZZ	02731	HS4432-1	•• Washer, Split	3
8	PAOZZ	02731	HS4874-6A4A	•• Grommet, Nonmetallic	2
9	PAOZZ	71286	26S8-6	•• Stud Assembly, Turnl	1
10	PAOZZ	02731	HS4874-3A2A	•• Grommet, Nonmetallic	1
11	PAOZZ	88044	AN960JD4L	•• Washer, Flat	4
12	MFOZZ	02731	7-31 1150140-64	•• Hinge	1
13	PAOZZ	88044	AN960JD5	•• Washer, Flat	8
14	PAOZZ	02731	HS4217S073C145	•• Latch, Thumb	1
15	XAOZZ	02731	7-31 1150140-28	•• Bonded Assy	1
16	PAOOO	02731	7-31 1150140-21	• Door, Access, Airacraf	1
17	PAOZZ	02731	HS4431-1 1W	•• Stud Assembly, Turnl	1
18	PAOZZ	02731	HS4499-1	•• Ejector Spring, Turn	1
19	PAOZZ	02731	HS4432-2	•• Push On Nut	1
20	PAOZZ	02731	HS4217S073C198	•• Latch, Thumb	1
21	XDOZZ	02731	7-31 1150140-35	•• Seal	1
22	MFOZZ	02731	7-31 1150140-65	•• Hinge	1
23	XAOZZ	02731	7-31 1150140-19	•• Bonded Assy	1
24	PAOZZ	80205	NAS517-3-2	• Screw, Machine	9
END OF FIGURE					



M09-1206C

Figure 168. Group 02 Fairing, Ammunition Feed RH (FS 163 to FS 189)
7-31 1150140-12

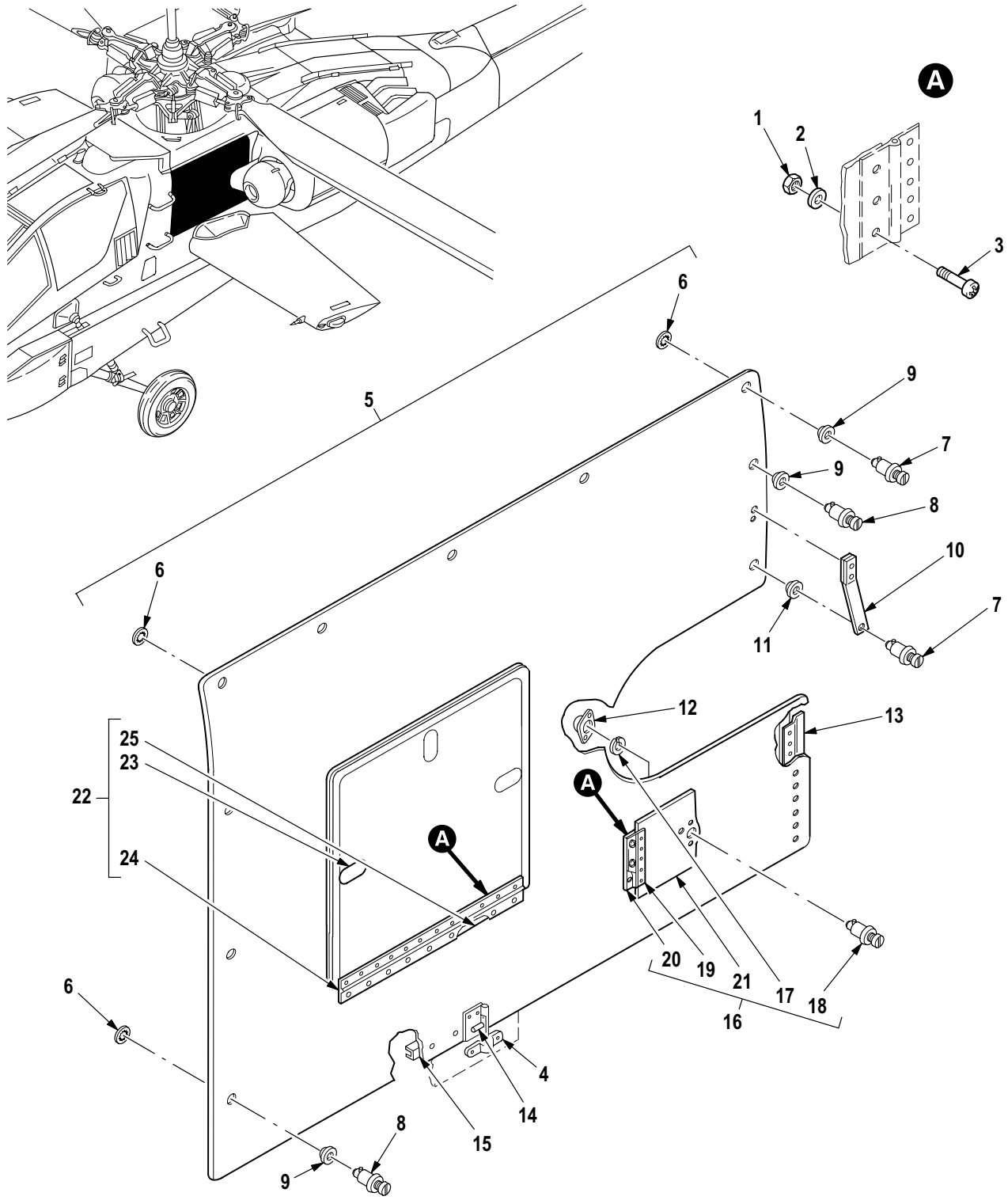
(1) ITEM NO.	(2) SMR CODE	(3) CAGE	(4) PART NUMBER	(5) DESCRIPTION AND USABLE ON CODE (UOC)	(6) QTY
				Group 02 Airframe Fig. 168 Fairing, Ammunition Feed RH (FS 163 to FS 189) 7-31 1150140-12 See Fig. 167 for NHA	
1	PAOZZ	02731	HS4333A2700	• Nonmetallic Channel	1
2	PAOZZ	02731	HS4874-3A1A	• Grommet, Nonmetallic	8
3	PAOZZ	02731	HS4431-8	• Stud Assembly, Turnl	3
4	PAOZZ	02731	HS4874-6A3A	• Grommet, Nonmetallic	5
5	PAOZZ	88044	AN960JD4L	• Washer, Flat	6
6	PAOZZ	02731	HS4499-1	• Ejector Spring, Turn	5
7	PAOZZ	71286	26S8-6	• Stud Assembly, Turnl	2
8	PAOZZ	02731	HS4431-4	• Stud Assembly, Turnl	2
9	PAOZZ	02731	HS4874-4A3A	• Grommet, Nonmetallic	6
10	PAOZZ	02731	HS4432-1	• Washer, Split	12
11	PAOZZ	71286	26S8-5	• Stud Assembly, Turnl	2
12	PAOZZ	71286	26S8-3	• Stud Assembly, Turnl	1
13	XDOZZ	02731	7-31 1150140-87	• Angle	1
14	PAOZZ	71286	26S8-9	• Stud Assembly, Turnl	2
15	XAOZZ	02731	7-31 1150140-26	• Bonded Assy	1
16	PAOZZ	88044	AN960PD3L	• Washer, Flat	4
END OF FIGURE					



M09-1207C

Figure 169. Group 02 Fairing, Ammunition Feed RH (FS 115 to FS 163)
7-31 1150140-126

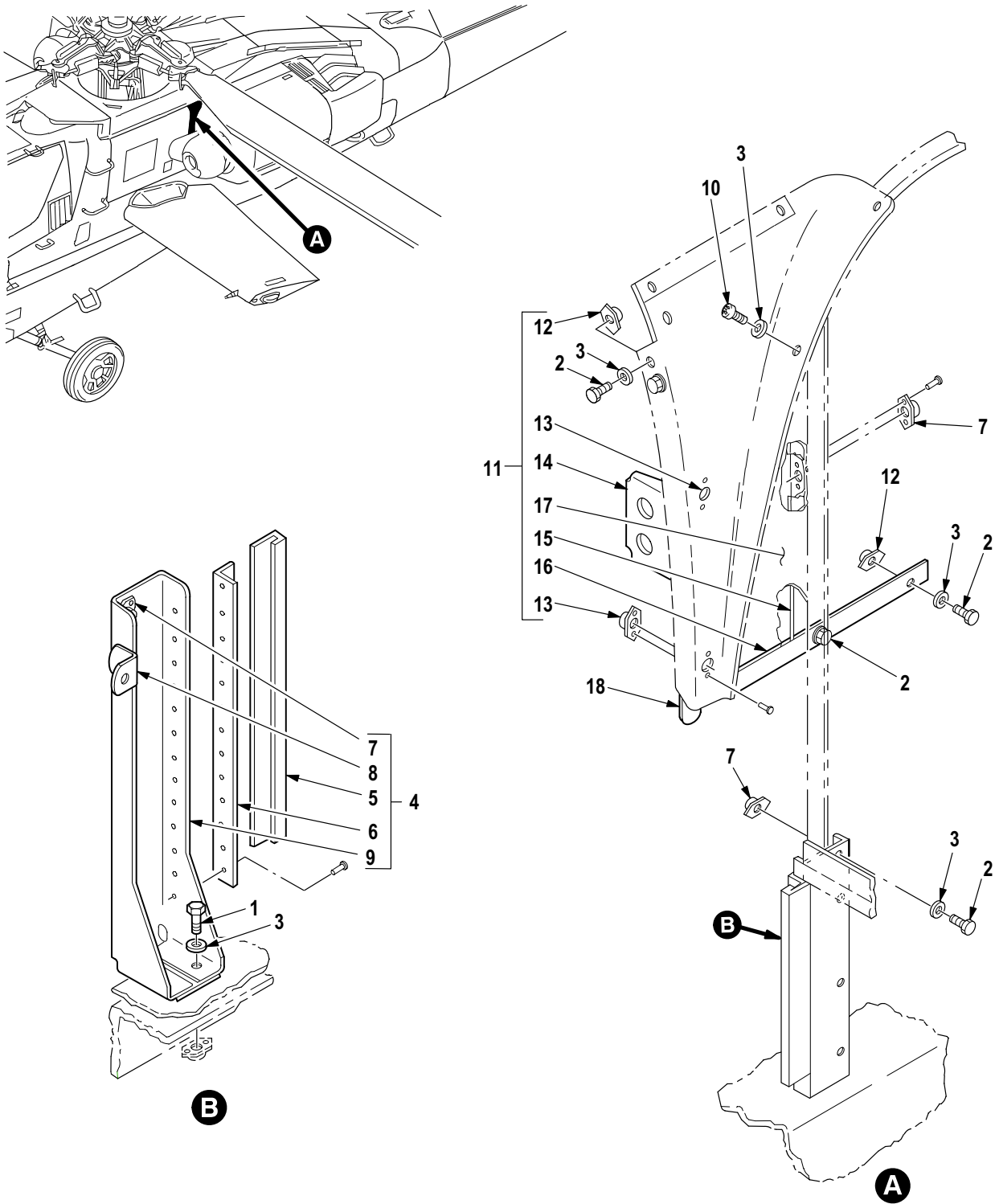
(1) ITEM NO.	(2) SMR CODE	(3) CAGE	(4) PART NUMBER	(5) DESCRIPTION AND USABLE ON CODE (UOC)	(6) QTY
				Group 02 Airframe Fig. 169 Fairing, Ammunition Feed RH (FS 115 to FS 163) 7-31 1150140-126 See Fig. 167 for NHA	
1	PAOZZ	80205	NAS517-3-2	• Screw, Machine	9
2	XDOZZ	02731	7-31 1150140-85	• Doubler	1
3	PAOZZ	96906	MS21071L3	• Nut, Self-Locking, Pl	1
4	PAOZZ	80205	MS21075L3E	• Nut, Self-Locking, Pl	8
5	PAOZZ	96906	MS21061L3	• Nut, Self-Locking, Pl	1
6	XDOZZ	02731	7-31 1150140-89	• Doubler	1
7	PAOZZ	71286	26S8-5	• Stud Assembly, Turnl	3
8	PAOZZ	02731	HS4432-1	• Washer, Split	6
9	PAOZZ	02731	HS4874-4A3A	• Grommet, Nonmetallic	6
10	PAOZZ	02731	HS4431-4	• Stud Assembly, Turnl	6
11	XDOZZ	02731	7-31 1150140-73	• Plate	1
12	PAOZZ	02731	HS4430-1	• Receptacle, Turnlock	4
13	XDOZZ	02731	7-31 1150140-83	• Grommet, Nonmetallic	1
14	PAOZZ	02731	HS204-0914	• Seal, Nonmetallic St	1
15	XDOZZ	02731	7-31 1150140-76	• Closeout	1
16	PAOZZ	02731	HS4874-3A1A	• Grommet, Nonmetallic	4
17	PAOZZ	02731	HS4874-6A3A	• Grommet, Nonmetallic	3
18	PAOZZ	02731	HS4499-1	• Ejector Spring, Turn	3
19	PAOZZ	88044	AN960JD5	• Washer, Flat	34
20	XDOZZ	02731	7-31 1150140-42	• Shield	1
21	PAOZZ	02731	HS4874-3A3A	• Grommet, Nonmetallic	1
22	XDOZZ	02731	7-31 1150140-69	• Spacer	1
23	XAOZZ	02731	7-31 1150140-122	• Bonded Assy	1
END OF FIGURE					



M09-1091G

Figure 170. Group 02 Panel Installation, Transmission Access
7-31 1150112-601, 7-311150112-602
7-51 1150103-101, 7-511150103-102

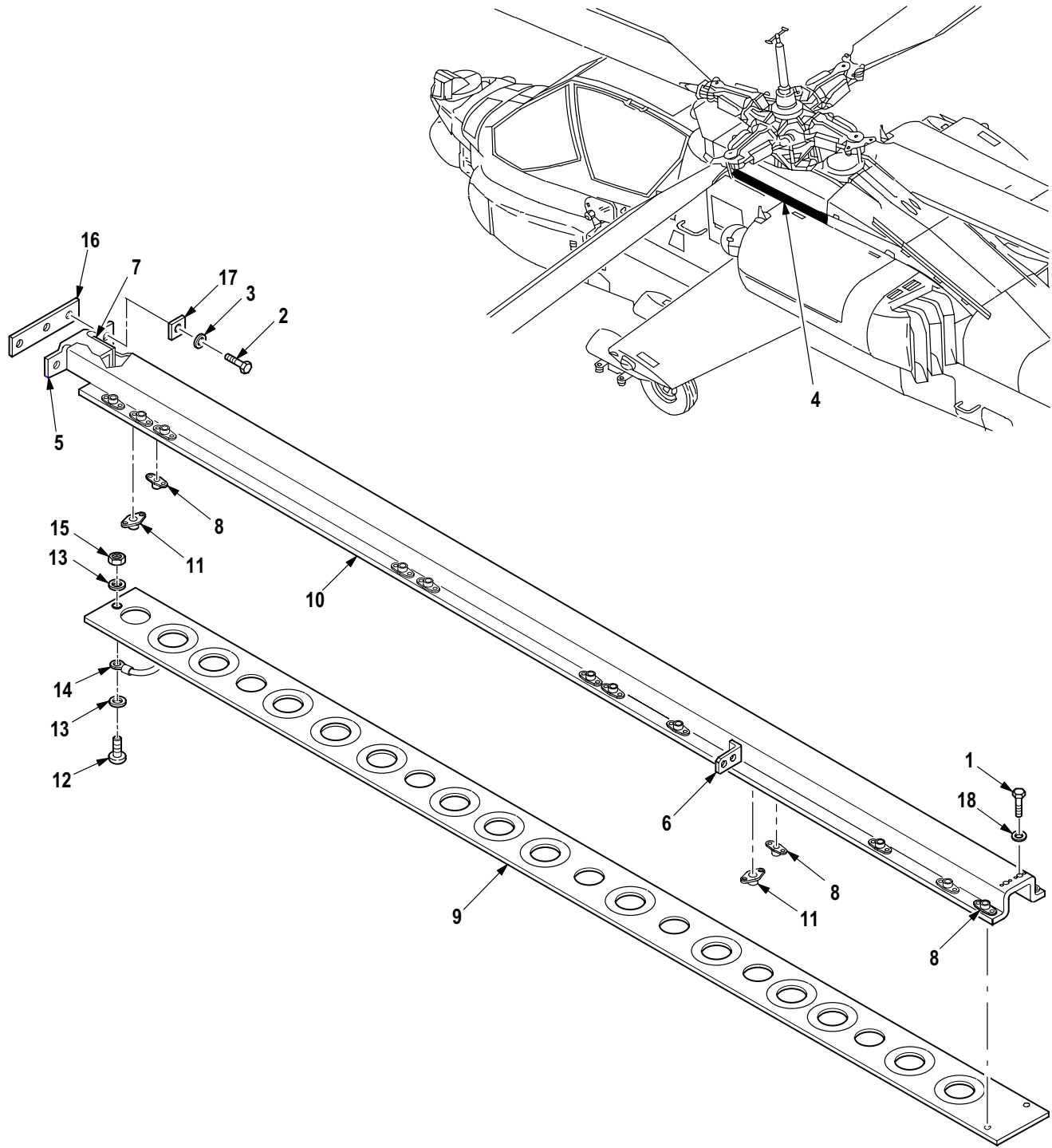
(1) ITEM NO.	(2) SMR CODE	(3) CAGE	(4) PART NUMBER	(5) DESCRIPTION AND USABLE ON CODE (UOC)	(6) QTY
				Group 02 Airframe Fig. 170 Panel Installation, Transmission Access 7-31 1150112-601 7-31 1150112-602 7-51 1150103-101 7-51 1150103-102 See Fig. 143 for NHA	
1	PAOZZ	96906	MS21042L08	• Nut, Self-Locking, Ex	12
2	PAOZZ	88044	AN960PD8	• Washer, Flat	12
3	PAOZZ	80205	NAS623-2-2	• Screw, Machine	12
4	XDOZZ	02731	7-31 1150112-37	• Keeper, Door Latch	1
5	PAOOO	02731	7-31 1150112-55	• Panel, Structural, Ai LH (U/O P/N 7-311150112-601) ...	1
5	PAOOO	02731	7-31 1150112-56	• Panel, Structural, Ai RH (U/O P/N 7-311150112-602) ...	1
5	PAOOO	8V613	7-51 1150104-101	• Panel, Assy Access LH (U/O P/N 7-511150103-101) ...	1
5	PAOOO	8V613	7-51 1150104-102	• Panel, Assy Access RH (U/O P/N 7-511150103-102) ...	1
6	PAOZZ	02731	HS4432-2	•• Push On Nut	10
7	PAOZZ	71286	26S8-6	•• Stud Assembly, Turnl	2
8	PAOZZ	71286	26S8-5	•• Stud Assembly, Turnl	8
9	PAOZZ	02731	HS4874-4B3A	•• Grommet, Metallic (U/O P/N 7-311150122-55 and 7-311150122-56) ...	9
9	PAOZZ	02731	HS4874-4C3C	•• Grommet, Thermal Bon (U/O P/N 7-511150104-101 and 7-511150104-102) .	9
10	PAOZZ	02731	HS4364-0002	•• Ejector Spring, Turn	1
11	PAOZZ	02731	HS4874-5B3A	•• Grommet, Metallic (U/O P/N 7-311150122-55 and 7-311150122-56) ...	1
11	PAOZZ	02731	HS4874-5C3C	•• Grommet, Thermal Bon (U/O P/N 7-511150104-101 and 7-511150104-102) .	1
12	PAOZZ	02731	HS4430-1	•• Receptacle, Turnlock	1
13	XDOZZ	02731	7-31 1150112-19	•• Keeper	1
14	PAOZZ	02731	HS4171-3	•• Bolt, Barrel	1
15	XDOZZ	02731	7-31 1150112-17	•• Channel LH	1
15	XDOZZ	02731	7-31 1150112-18	•• Channel RH	1
16	PAOOO	02731	7-31 1150112-59	• Door, Access, Aircraf	1
17	PAOZZ	02731	HS4432-1	•• Washer, Split	1
18	PAOZZ	71286	2600-3W	•• Stud Assembly, Turnl	1
19	MFOZZ	96906	MS20257P4-325	•• Hinge, Continuous	1
20	XDOZZ	02731	7-31 1150112-27	•• Shim	1
21	XAOZZ	02731	7-31 1150112-57	•• Door	1
22	PAOOO	02731	7-31 1150112-53	• Door, Access, Aircraf (U/O P/N 7-311150112-601 and 7-311150112-602) ..	1
22	PAOOO	8V613	7-51 1150112-101	• Door, Access, Aircraf (U/O P/N 7-511150104-101 and 7-511150104-102) ..	1
23	PAOZZ	02731	HS4217S073C173	•• Latch, Thumb	3
24	MFOZZ	96906	MS20257P4-1425	•• Hinge, Continuous	1
25	XDOZZ	02731	7-31 1150112-25	•• Shim	1
END OF FIGURE					



M09-1087E

Figure 171. Group 02 Support Installation, Transmission Access Panel
7-31 1150113-601 LH, 7-311150113-602 RH
7-51 1150114-101 LH, 7-511150114-102 RH

(1) ITEM NO.	(2) SMR CODE	(3) CAGE	(4) PART NUMBER	(5) DESCRIPTION AND USABLE ON CODE (UOC)	(6) QTY
				Group 02 Airframe Fig. 171 Support Installation, Transmission Access Panel 7-31 1150113-601 LH 7-31 1150113-602 RH 7-51 1150114-101 LH 7-51 1150114-102 RH See Fig. 143 for NHA	
1	PAOZZ	80205	NAS6203-6H	• Bolt, Shear	2
2	PAOZZ	80205	NAS6203-2	• Bolt, Shear	5
3	PAOZZ	88044	AN960PD10L	• Washer, Flat	8
4	PAOOO	02731	7-31 1150113-1 1	• Support Assy, Transm LH	1
4	PAOOO	02731	7-31 1150113-12	• Support Assy, Transm RH	1
5	MOOZZ	02731	7-31 1150113-17	•• Seal	1
6	XDOZZ	02731	7-31 1150113-7	•• Angle	1
7	PAOZZ	80205	MS21075L3E	•• Nut, Self-Locking, Pl	4
8	XDOZZ	02731	HS4592-1D6-6	•• Bracket, Angle LH	1
9	XDOZZ	02731	7-31 1150113-3	•• Bracket LH	1
9	XDOZZ	02731	7-31 1150113-4	•• Bracket RH	1
10	PAOZZ	80205	NAS623-3-2	• Screw, Machine	1
11	PAOOO	02731	7-31 1150113-25	• Fairing, Aircraft LH (U/O P/N 7-311150113-601)	1
11	PAOOO	02731	7-31 1150113-26	• Fairing, Aircraft RH (U/O P/N 7-311150113-602)	1
11	PAOOO	8V613	7-51 1150115-101	• Fairing, Aircraft (U/O P/N 7-511150114-101)	1
11	PAOOO	8V613	7-51 1150115-102	• Fairing, Aircraft (U/O P/N 7-511150114-102)	1
12	PAOZZ	80205	MS21075L3E	•• Nut, Self-Locking, Pl	6
13	PAOZZ	02731	HS4430-1	•• Receptacle, Turnlock	2
14	PAOZZ	02731	7-31 1150113-21	•• Bracket, Angle LH	1
14	PAOZZ	02731	7-31 1150113-22	•• Bracket, Angle RH	1
15	XDOZZ	02731	7-31 1150113-13	•• Angle LH	1
15	XDOZZ	02731	7-31 1150113-14	•• Angle, Opp RH	1
16	XDOZZ	02731	7-31 1150113-10	•• Channel RH	1
16	XDOZZ	02731	7-31 1150113-9	•• Channel LH	1
17	XDOOO	02731	7-31 1150113-5	•• Fairing LH (U/O P/N 7-311150113-25)	1
17	XDOZZ	02731	7-31 1150113-6	•• Fairing Opp RH (U/O P/N 7-311150113-26)	1
17	XDOZZ	8V613	7-51 1150116-101	•• Support LH (U/O P/N 7-511150115-101)	1
17	XDOZZ	8V613	7-51 1150116-102	•• Support RH (U/O P/N 7-511150115-102)	1
18	XDOZZ	02731	HS4592-1D6-6	•• Bracket, Angle	1
END OF FIGURE					



M09-1092D

Figure 172. Group 02 Longeron Installation, Upper Fuselage Fairing
7-31 1150117-603 LH
7-31 1150117-604 RH

(1) ITEM NO.	(2) SMR CODE	(3) CAGE	(4) PART NUMBER	(5) DESCRIPTION AND USABLE ON CODE (UOC)	(6) QTY
				Group 02 Airframe Fig. 172 Longeron Installation, Upper Fuselage Fairing 7-31 1150117-603 LH 7-31 1150117-604 RH See Fig. 143 for NHA	
1	PAOZZ	80205	NAS6203-4H	• Bolt, Shear	2
2	PAOZZ	80205	NAS1297-3-5	• Bolt, Shoulder	3
3	PAOZZ	02731	HS306-126	• Washer, Flat	3
4	PAOOO	02731	7-31 1150117-17	• Longeron LH	1
4	PAOOO	02731	7-31 1150117-18	• Longeron RH	1
5	PAOZZ	02731	7-1 11210298	•• Adapter, Upper Fusel	1
6	XDOZZ	02731	7-31 1150117-1 1	•• Clip LH	1
6	XDOZZ	02731	7-31 1150117-12	•• Clip RH	1
7	MOOZZ	02731	7-31 1150117-9	•• Shim, Laminated	1
8	PAOZZ	80205	MS21075L3E	•• Nut, Self-Locking, Pl	29
9	XDOZZ	02731	7-31 1150117-7	•• Plate	1
10	XDOZZ	02731	7-31 1150117-19	•• Channel LH	1
10	XDOZZ	02731	7-31 1150117-20	•• Channel RH	1
11	PAOZZ	02731	HS4430-1	•• Receptacle, Turnlock	5
12	PAOZZ	80205	NAS623-3-2	• Screw, Machine	1
13	PAOZZ	80205	NAS620A10L	• Washer, Flat	2
14	PAOZZ	81349	M83413/8-C06BB	• Lead, Electrical	1
15	PAOZZ	80205	MS21042L3	• Nut, Self-Locking, Ex	1
16	MOOZZ	02731	7-31 1150117-23	• Pad	1
17	PAOZZ	02731	7-31 1150117-25	• Spacer, Plate	1
18	MOOZZ	02731	7-31 1150117-27	• Pad	1
END OF FIGURE					

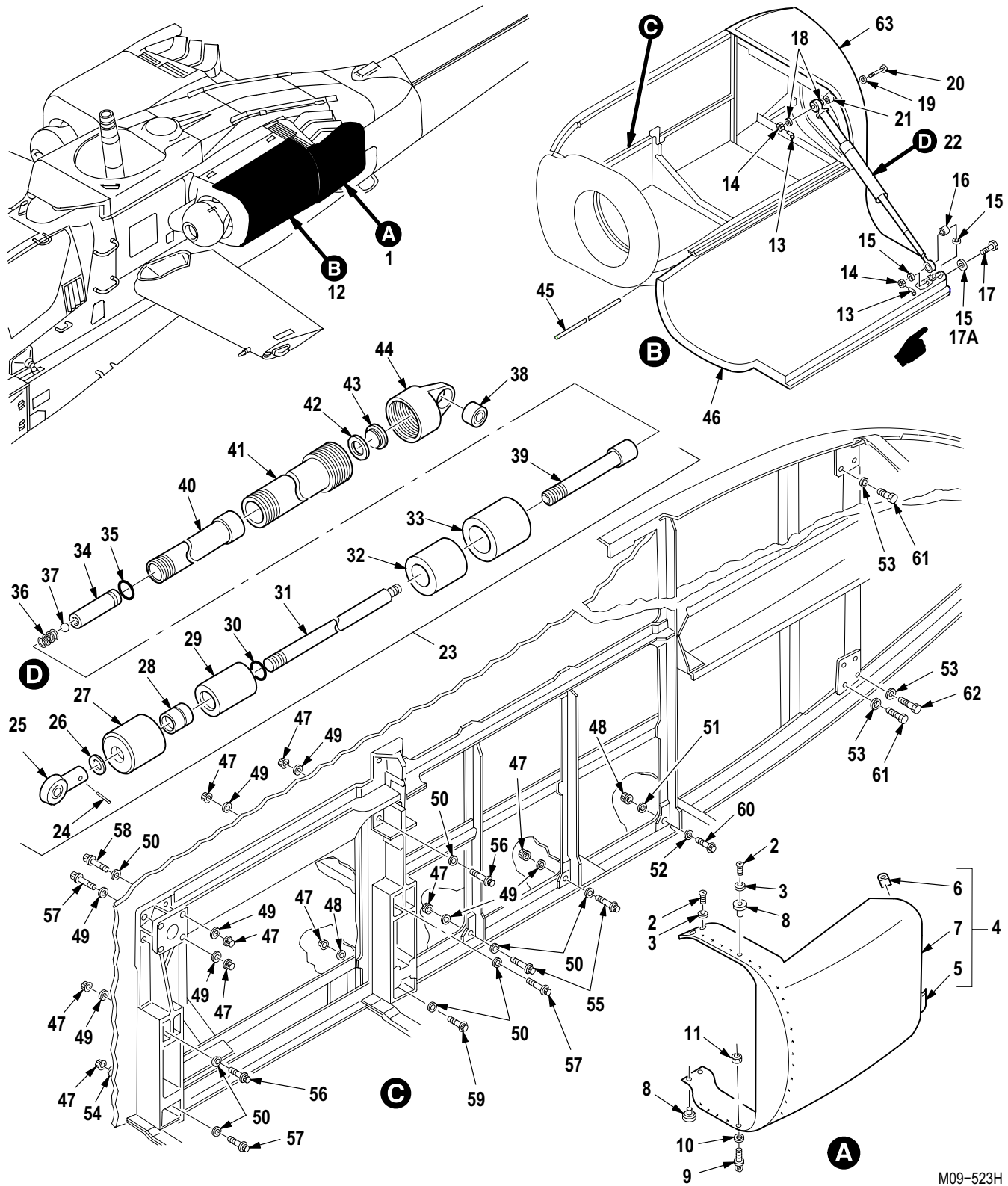
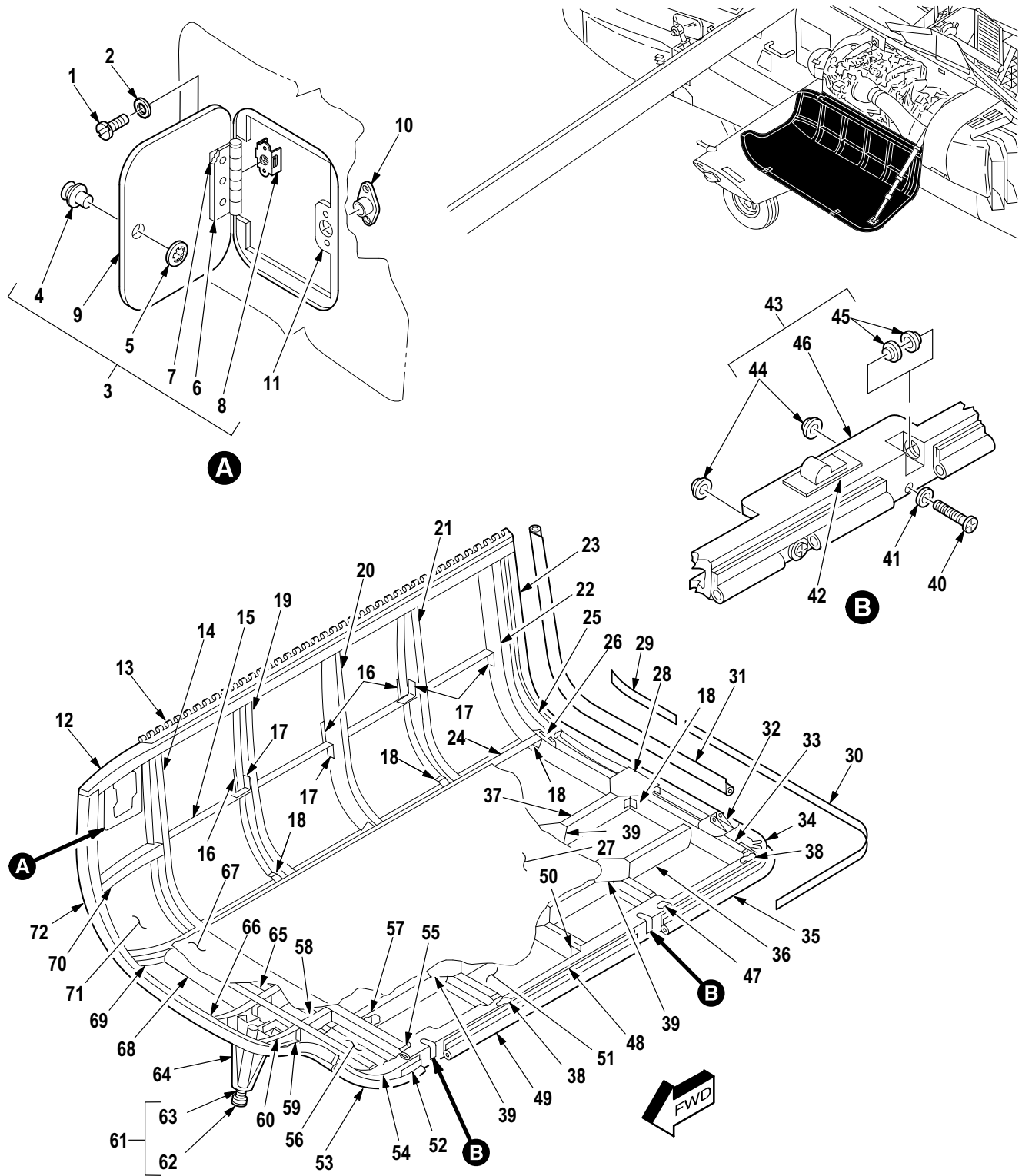


Figure 173. Group 02 Engine Nacelle Installation
7-31 1140000-1 LH
7-31 1140000-2 RH

(1) ITEM NO.	(2) SMR CODE	(3) CAGE	(4) PART NUMBER	(5) DESCRIPTION AND USABLE ON CODE (UOC)	(6) QTY
				Group 02 Airframe Fig. 173 Engine Nacelle Installation 7-31 1140000-1 LH 7-31 1140000-2 RH	
1	XCOOO	02731	7-31 1140182-1	• Fairing Instl Assy LH	1
1	XCOOO	02731	7-31 1140182-2	• Fairing Instl Assy RH	1
2	PAOZZ	80205	NAS623-3-4	•• Screw, Machine	26
3	PAOZZ	80205	NAS1149D0332K	•• Washer, Flat	24
4	PAOOO	02731	7-31 1140182-77	•• Fairing, Aircraft LH	1
4	PAOOO	02731	7-31 1140182-78	•• Fairing, Aircraft RH	1
5	PAOZZ	02731	7-31 1140187-1	••• Lug, Nozzle Sprt, Nac LH	1
5	PAOZZ	02731	7-31 1140187-2	••• Lug, Nozzle Support RH	1
6	PAOZZ	02731	7-31 1140188-3	••• Lug, Upper Nozzle LH	1
6	PAOZZ	02731	7-31 1140188-4	••• Lug, Upper Nozzle RH	1
7	XAOZZ	02731	7-31 1140182-75	••• Fairing Assy, Bonded LH	1
7	XAOZZ	02731	7-31 1140182-76	••• Fairing Assy, Bonded RH	1
8	PAOZZ	02731	HS4874-3A3A	•••• Grommet, Nonmetallic	28
9	PAOZZ	88044	AN42-4	•••• Bolt, Eye	1
10	PAOZZ	88044	NAS1149DN542K	•••• Washer, Flat	2
11	PAOZZ	96906	MS21044N3	•••• Nut, Self-Locking, He	1
12	XCOFF	02731	7-31 1140100-1	• Nacelle Instl LH	1
12	XCOFF	02731	7-31 1140100-2	• Nacelle Instl RH	1
13	PAOZZ	96906	MS24665-151	•• Pin, Cotter	2
14	PAOZZ	88044	AN310C5	•• Nut, Plain, Castellat	2
15	PAOZZ	88044	AN960KD516	•• Washer, Flat (Qty 2 U/O P/N 7-311140100-2)	2
16	PAOZZ	02731	HS626S5-250	•• Bushing, Sleeve	1
17	PAOZZ	02731	HS4057-14D	•• Bolt, Close Toleranc	1
17A	PAOZZ	88044	AN960KD516L	•• Washer, Flat (U/O P/N 7-311140100-1)	1
18	PAOZZ	02731	HS306-328H	•• Washer, Flat	2
19	PAOZZ	02731	HS306-331H	•• Washer, Flat	1
20	PAOZZ	02731	7-1 11260245	•• Bolt, Externally Rel	1
21	PAOZZ	80205	NAS43HT6-72	•• Spacer, Sleeve	1
22	PAOFF	02731	7-21 1140176-3	•• Support, Structural	1
23	XAOFF	08844	AMA2290-6	••• Strut Assy Door	1
24	PAFZZ	08844	G200-3C0375	•••• Pin, Spring	1
25	PAFZZ	08844	AM2290-4-9	•••• Rod End, Strut Assy	1
26	PAFZZ	08844	51C0715-01	•••• Washer, Strut Assy	1
27	PAFZZ	08844	AM2290-6-27	•••• Cap, End Retainer	1
28	PAFZZ	08844	AM2290-6-7	•••• Seal Assy, Strut	1
29	PAFZZ	08844	AM2290-6-24	•••• Cap, Nut, Strut Assy	1
30	PAFZZ	08844	67V0551-01	•••• O-Ring	1
31	PAFZZ	08844	AM2290-2-29	•••• Rod, Threaded End	1
32	PAFZZ	08844	AM2290-6-5	•••• Cap, Head, Strut Assy	1
33	PAFZZ	08844	AM2290-6-4	•••• Cap, Head, Strut Assy	1
34	PAFZZ	08844	AM2290-6-8	•••• Piston, Strut Assy	1
35	PAFZZ	08844	67V0364-01	•••• O-Ring	1
36	PAFZZ	08844	S286	•••• Spring, Strut Assy	1
37	PAFZZ	08844	36C0168-02	•••• Ball, Strut Assy	1
38	PAFZZ	96906	MS14102-5	•••• Bearing, Plain, Self	1
39	XAFZZ	08844	AM2290-6-1	•••• Tube, Intermediate	1
40	XAFZZ	08844	AM2290-4-2	•••• Tube, Intermediate	1
41	XAFZZ	08844	AM2290-6-26	•••• Tube, Outer	1

(1) ITEM NO.	(2) SMR CODE	(3) CAGE	(4) PART NUMBER	(5) DESCRIPTION AND USABLE ON CODE (UOC)	(6) QTY
42	PAFZZ	08844	20E0750-05 Washer, Flat	1
43	PAFZZ	08844	106A0562-01 Plug, Pipe	1
44	XAFZZ	08844	AM2290-6-3 End Cap	1
45	MFOZZ	96906	MS20253P5-4220	.. Pin, Straight	1
46	PAOFF	02731	7-31 1140130-1	.. Door, Access, Airconf LH (See Fig. 174 for Breakdown) .	1
46	PAOFF	02731	7-31 1140130-2	.. Door, Access, Airconf RH (See Fig. 174 for Breakdown) .	1
47	PAOZZ	02731	HS4447-428	.. Nut, Self-Locking, Do	18
48	PAOZZ	02731	HS4447-524	.. Nut, Self-Locking, Do	1
49	PAOZZ	80205	NAS1587-4	.. Washer, Flat	16
50	PAOZZ	80205	NAS1587-4C	.. Washer, Recessed	18
51	PAOZZ	80205	NAS1587-5	.. Washer, Flat	1
52	PAOZZ	80205	NAS1587-5C	.. Washer, Recessed	1
53	PAOZZ	96906	MS21206C4	.. Washer, Recessed	8
54	PAOZZ	80205	NAS1587-4L	.. Washer, Flat	2
55	PAOZZ	02731	HS4144-4L7	.. Bolt, Shear	2
56	PAOZZ	02731	HS4144-4L9	.. Bolt, Shear	6
57	PAOZZ	02731	HS4144-4L10	.. Bolt, Shear	6
58	PAOZZ	02731	HS4144-4L12	.. Bolt, Shear	2
59	PAOZZ	02731	HS4144-4L14	.. Bolt, Shear	2
60	PAOZZ	02731	HS4144-5L7	.. Bolt, Shear	1
61	PAOZZ	80205	NAS1304-5	.. Bolt, Machine	6
62	PAOZZ	80205	NAS6604-6	.. Bolt, Shear	2
63	PAOOO	02731	7-31 1140110-53	.. Nacelle Assy, Engine LH (See Figs. 175 thru 179 for Breakdown)	1
63	PAOOO	02731	7-31 1140110-54	.. Nacelle Assy, Engine RH (See Figs. 176 thru 179 for Breakdown)	1
END OF FIGURE					



M09-695

Figure 174. Group 02 Door, Access, Work Platform
7-31 1140130-1 LH 7-311140130-2 RH

(1) ITEM NO.	(2) SMR CODE	(3) CAGE	(4) PART NUMBER	(5) DESCRIPTION AND USABLE ON CODE (UOC)	(6) QTY
				Group 02 Airframe Fig. 174 Door, Access, Work Platform 7-31 1140130-1 LH 7-31 1140130-2 RH See Fig. 173 for NHA	
1	PAOZZ	80205	NAS623-3-2	• Screw, Machine	3
2	PAOZZ	59875	TX90790-34	• Washer, Flat	3
3	PAOOO	02731	7-31 1140129-1	• Door, Access LH	1
3	PAOOO	02731	7-31 1140129-2	• Door, Access RH	1
4	PAOZZ	71286	2600-2W	• Stud Assembly, Turnl	1
5	PAOZZ	02731	HS4432-2	• Push On Nut	1
6	MFOZZ	96906	MS20257P4-250	• Hinge, Continuous	1
7	XAOZZ	02731	7-31 1140129-5	• Spacer	1
8	PAOZZ	02731	HS4174-2	• Nut, Self-Locking, Pl	3
9	XAOZZ	02731	7-31 1140129-3	• Cover LH	1
9	XAOZZ	02731	7-31 1140129-4	• Cover RH	1
10	PAOZZ	02731	HS4430-1	• Receptacle, Turnlock	1
11	XDOZZ	02731	7-31 1140130-63	• Doubler LH	1
11	XDOZZ	02731	7-31 1140130-64	• Doubler RH	1
12	XAOZZ	02731	7-31 1140130-27	• Frame LH	1
12	XAOZZ	02731	7-31 1140130-28	• Frame RH	1
13	PAFZZ	02731	7-31 1140077-1	• Hinge, Butt LH	1
13	PAFZZ	02731	7-31 1140077-2	• Hinge, Butt RH	1
14	XAOZZ	02731	7-31 1140130-23	• Frame LH	1
14	XAOZZ	02731	7-31 1140130-24	• Frame RH	1
15	XDOZZ	02731	7-31 1140130-43	• Stringer LH	1
15	XDOZZ	02731	7-31 1140130-44	• Stringer RH	1
16	XDOZZ	02731	7-31 1140130-41	• Doubler	3
17	XDOZZ	02731	7-31 1140130-65	• Clip	7
18	XDOZZ	02731	7-31 1140130-67	• Clip	25
19	XAOZZ	02731	7-31 1140130-21	• Frame LH	1
19	XAOZZ	02731	7-31 1140130-22	• Frame RH	1
20	XAOZZ	02731	7-31 1140130-19	• Frame LH	1
20	XAOZZ	02731	7-31 1140130-20	• Frame RH	1
21	XAOZZ	02731	7-31 1140130-17	• Frame LH	1
21	XAOZZ	02731	7-31 1140130-18	• Frame RH	1
22	XAOZZ	02731	7-31 1140130-15	• Frame LH	1
22	XAOZZ	02731	7-31 1140130-16	• Frame RH	1
23	XAOZZ	02731	7-31 1140130-13	• Frame LH	1
23	XAOZZ	02731	7-31 1140130-14	• Frame RH	1
24	XDOZZ	02731	7-31 1140130-45	• Beam LH	1
24	XDOZZ	02731	7-31 1140130-46	• Beam RH	1
25	XDOZZ	02731	7-31 1140130-100	• Cap RH	1
25	XDOZZ	02731	7-31 1140130-99	• Cap LH	1
26	XDOZZ	02731	7-31 1140130-101	• Stringer LH	1
26	XDOZZ	02731	7-31 1140130-102	• Stringer RH	1
27	XDOZZ	02731	7-31 1140130-10	• Floor RH	1
27	XDOZZ	02731	7-31 1140130-9	• Floor LH	1
28	XDOZZ	02731	7-31 1140130-103	• Doubler	1
29	PAOZZ	02731	7-31 1140130-95	• Plate, Structural, Ai	1
30	PAOZZ	02731	7-31 1140130-93	• Plate, Structural, Ai	1
31	MOOZZ	02731	7-31 1140130-81	• Seal LH	1

(1) ITEM NO.	(2) SMR CODE	(3) CAGE	(4) PART NUMBER	(5) DESCRIPTION AND USABLE ON CODE (UOC)	(6) QTY
31	MOOZZ	02731	7-31 1140130-82	• Seal RH	1
32	PAOZZ	02731	7-1 11260164	• Fitting, Support, Doo	1
33	XDOZZ	02731	7-31 1140130-39	• Stringer	1
34	XDOZZ	02731	7-31 1140130-61	• Closeout	1
35	MOOZZ	02731	7-31 1140130-87	• Seal	1
36	XDOZZ	02731	7-31 1140130-37	• Stringer LH	1
36	XDOZZ	02731	7-31 1140130-38	• Stringer RH	1
37	XDOZZ	02731	7-31 1140130-35	• Stringer LH	1
37	XDOZZ	02731	7-31 1140130-36	• Stringer RH	1
38	XDOZZ	02731	7-31 1140130-77	• Shim	2
39	XDOZZ	02731	7-31 1140130-97	• Doubler	6
40	XDOZZ	80205	NAS6603-20	• Bolt, Shear	4
41	PAOZZ	80205	NAS1149D0332J	• Washer, Flat	4
42	PAOZZ	02731	HS4710-1	• Latch, Snapslide Fas	2
43	XDOOO	02731	7-21 1140141-1	• Fitting Assembly LH	1
43	XDOOO	02731	7-21 1140141-2	• Fitting Assembly RH	1
44	PAOZZ	80205	MS21075L3E	• Nut, Self-Locking, Pl	4
45	PAOZZ	80205	NAS77-5-010	• Bushing, Sleeve	4
46	XAOZZ	02731	7-21 1140141-3	• Beam LH	1
46	XAOZZ	02731	7-21 1140141-4	• Beam RH	1
47	XDOZZ	02731	7-31 1140130-75	• Shim	1
48	PAOZZ	02731	7-31 1140130-91	• Plate, Structural, Ai	1
49	MOOZZ	02731	7-31 1140130-85	• Seal	1
50	XDOZZ	02731	7-31 1140130-105	• Strap	1
51	XDOZZ	02731	7-31 1140130-3	• Skin LH	1
51	XDOZZ	02731	7-31 1140130-4	• Skin RH	1
52	PAOZZ	02731	7-31 1140130-89	• Plate, Structural, Ai	1
53	MOOZZ	02731	7-31 1140130-83	• Seal LH	1
53	MOOZZ	02731	7-31 1140130-84	• Seal RH	1
54	XDOZZ	02731	7-31 1140130-59	• Stringer LH	1
54	XDOZZ	02731	7-31 1140130-60	• Stringer RH	1
55	XDOZZ	02731	7-31 1140130-79	• Shim	1
56	XDOZZ	02731	7-31 1140130-7	• Skin LH	1
56	XDOZZ	02731	7-31 1140130-8	• Skin RH	1
57	XDOZZ	02731	7-31 1140130-69	• Clip	3
58	XDOZZ	02731	7-31 1140130-49	• Stringer LH	1
58	XDOZZ	02731	7-31 1140130-50	• Stringer RH	1
59	XDOZZ	02731	7-31 1140130-71	• Clip	5
60	XDOZZ	02731	7-31 1140130-53	• Stringer LH	1
60	XDOZZ	02731	7-31 1140130-54	• Stringer RH	1
61	PAOOO	02731	7-31 1140128	• Jack Assembly, Level	1
62	MOOZZ	02731	7-31 1140128-3	• Pad	1
63	XAOZZ	02731	HS4078-2	• Jack, Leveling	1
64	XDOZZ	02731	7-31 1140039-3	• Support Assembly LH	1
64	XDOZZ	02731	7-31 1140039-4	• Support Assembly RH	1
65	XDOZZ	02731	7-31 1140130-47	• Stringer LH	1
65	XDOZZ	02731	7-31 1140130-48	• Stringer RH	1
66	XDOZZ	02731	7-31 1140130-51	• Stringer LH	1
66	XDOZZ	02731	7-31 1140130-52	• Stringer RH	1
67	XDOZZ	02731	7-31 1140130-11	• Closeout LH	1
67	XDOZZ	02731	7-31 1140130-12	• Closeout RH	1
68	XAOZZ	02731	7-31 1140130-25	• Frame LH	1

(1) ITEM NO.	(2) SMR CODE	(3) CAGE	(4) PART NUMBER	(5) DESCRIPTION AND USABLE ON CODE (UOC)	(6) QTY
68	XAOZZ	02731	7-31 1140130-26	• Frame RH	1
69	XDOZZ	02731	7-31 1140130-55	• Stringer LH	1
69	XDOZZ	02731	7-31 1140130-56	• Stringer RH	1
70	XDOZZ	02731	7-31 1140130-57	• Stringer LH	1
70	XDOZZ	02731	7-31 1140130-58	• Stringer RH	1
71	XDOZZ	02731	7-31 1140130-5	• Skin LH	1
71	XDOZZ	02731	7-31 1140130-6	• Skin RH	1
72	XDOZZ	02731	7-31 1140130-33	• Frame Assembly LH	1
72	XDOZZ	02731	7-31 1140130-34	• Frame Assembly RH	1
END OF FIGURE					

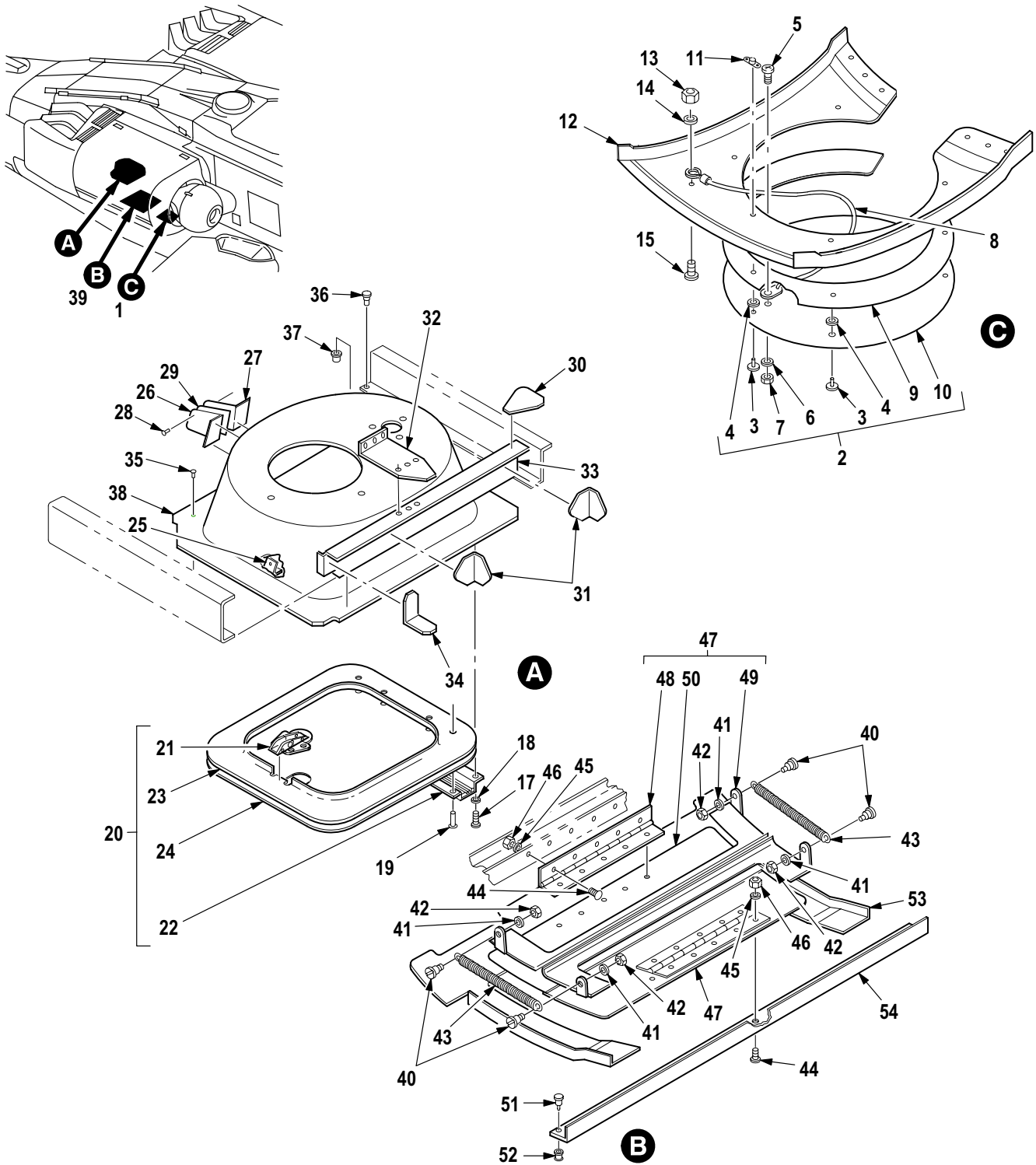


Figure 175. Group 02 Nacelle Assembly, LH Doors (Part 1)
7-31 1140110-53

(1) ITEM NO.	(2) SMR CODE	(3) CAGE	(4) PART NUMBER	(5) DESCRIPTION AND USABLE ON CODE (UOC)	(6) QTY
				Group 02 Airframe Fig. 175 Nacelle Assembly, LH Doors (Part 1) 7-31 1140110-53 See Fig. 173 for NHA	
1	XCOOO	02731	7-31 1140118-1	• Door Instl	1
2	PAOOO	02731	7-31 1140155-1	•• Door Assembly, Water	1
3	PAOZZ	02731	HS4428-12	••• Stud, Turnlock Faste	5
4	PAOZZ	02731	HS4429-1	••• Washer, Split	5
5	PAOZZ	80205	NAS1403-1	••• Screw, Machine	1
6	PAOZZ	88044	AN960JD10L	••• Washer, Flat	1
7	PAOZZ	80205	MS21042-3	••• Nut, Self-Locking, Ex	1
8	PAOZZ	02731	HS5154-1208	••• Wire Rope Assembly	1
9	MOOZZ	02731	7-31 1140155-5	••• Seal	1
10	XAOZZ	02731	7-31 1140155-3	••• Door	1
11	PAOZZ	02731	HS4427-1	•• Receptacle, Turnlock	5
12	XDOZZ	02731	7-1 11260109-1	•• Doubler	1
13	PAOZZ	80205	MS21042-3	•• Nut, Self-Locking, Ex	1
14	PAFZZ	88044	AN960JD10L	•• Washer, Flat	1
15	PAOZZ	80205	NAS1403-1	•• Screw, Machine	1
16	XCOOO	02731	7-31 1140120-1	• Door Instl (See Fig. 180 for Breakdown) (Not Illustrated-Installation Drawing)	1
17	PAOZZ	80205	NAS623-2-5	• Screw Machine	4
18	XDOZZ	80205	NAS1149CN816R	• Washer, Flat	4
19	XDFZZ	02731	HS5435-0305	• Rivet, Blind	8
20	XDOOO	02731	7-31 1140184	• Door Assembly	1
21	XDOZZ	02731	HS4217S073C145	•• Latch, Thumb	1
22	XDOZZ	02731	HS5212-2B	•• Hinge Assembly	2
23	XDOZZ	02731	7-31 1140184-5	•• Doubler	1
24	XAOZZ	02731	7-31 1140184-3	•• Cover	1
25	XDOZZ	02731	7-31 1140110-29	• Angle	1
26	XDOZZ	02731	7-31 1140110-32	• Clip	1
27	XDOZZ	02731	7-31 1140110-31	• Clip	1
28	PAOZZ	02731	HS4862-4E4	• Rivet, Solid	2
29	XDOZZ	02731	7-31 1140110-25	• Filler	1
30	XDOZZ	02731	7-31 1140110-27	• Gusset	1
31	XDOZZ	02731	7-31 1140110-21	• Angle	2
32	XDOZZ	02731	7-31 1140110-19	• Angle	1
33	XDOZZ	02731	7-31 1140110-17	• Intercostal	1
34	XDOZZ	02731	7-31 1140110-23	• Angle	1
35	PAOZZ	02731	HS4862-4E5	• Rivet, Solid	15
36	PAOZZ	02731	HS5602-5-3	• Pin-Rivet, Threaded	5
37	PAOZZ	02731	HS5581-5	• Collar, Pin-Rivet, Th	5
38	XDOZZ	02731	7-31 1140186	• Pan, Support	1
39	XCOOO	02731	7-31 1140142-1	• Door Instl Assembly	1
40	XDOZZ	02731	7-21 1140148	•• Stud, Spring Rtnng	4
41	PAOZZ	88044	AN960C10L	•• Washer, Flat	4
42	PAOZZ	96906	MS21045C3	•• Nut, Self-Locking, He	4
43	XDOZZ	96906	MS24586C136	•• Spring, Helical, Exte	2
44	PAOZZ	80205	NAS623-2-2	•• Screw, Machine	10
45	PAOZZ	88044	AN960C8	•• Washer, Flat	20
46	PAOZZ	96906	MS21042L08	•• Nut, Self-Locking, Ex	10
47	XDOOO	02731	7-31 1140143	•• Door Assembly	2

(1) ITEM NO.	(2) SMR CODE	(3) CAGE	(4) PART NUMBER	(5) DESCRIPTION AND USABLE ON CODE (UOC)	(6) QTY
48	MFOZZ	96906	MS20001C3-500	... Hinge, Butt	1
49	XDOZZ	02731	7-31 1140145	... Stop, Door	1
50	XAOZZ	02731	7-31 1140143-3	... Door	1
51	PAOZZ	02731	HS5602-5-4	.. Pin-Rivet, Threaded	2
52	PAOZZ	02731	HS5581-5	.. Collar, Pin-Rivet, Th	2
53	XDOZZ	02731	7-31 1140202-1	.. Doubler	1
54	XDOZZ	02731	7-1 11260201	.. Stringer	1
END OF FIGURE					

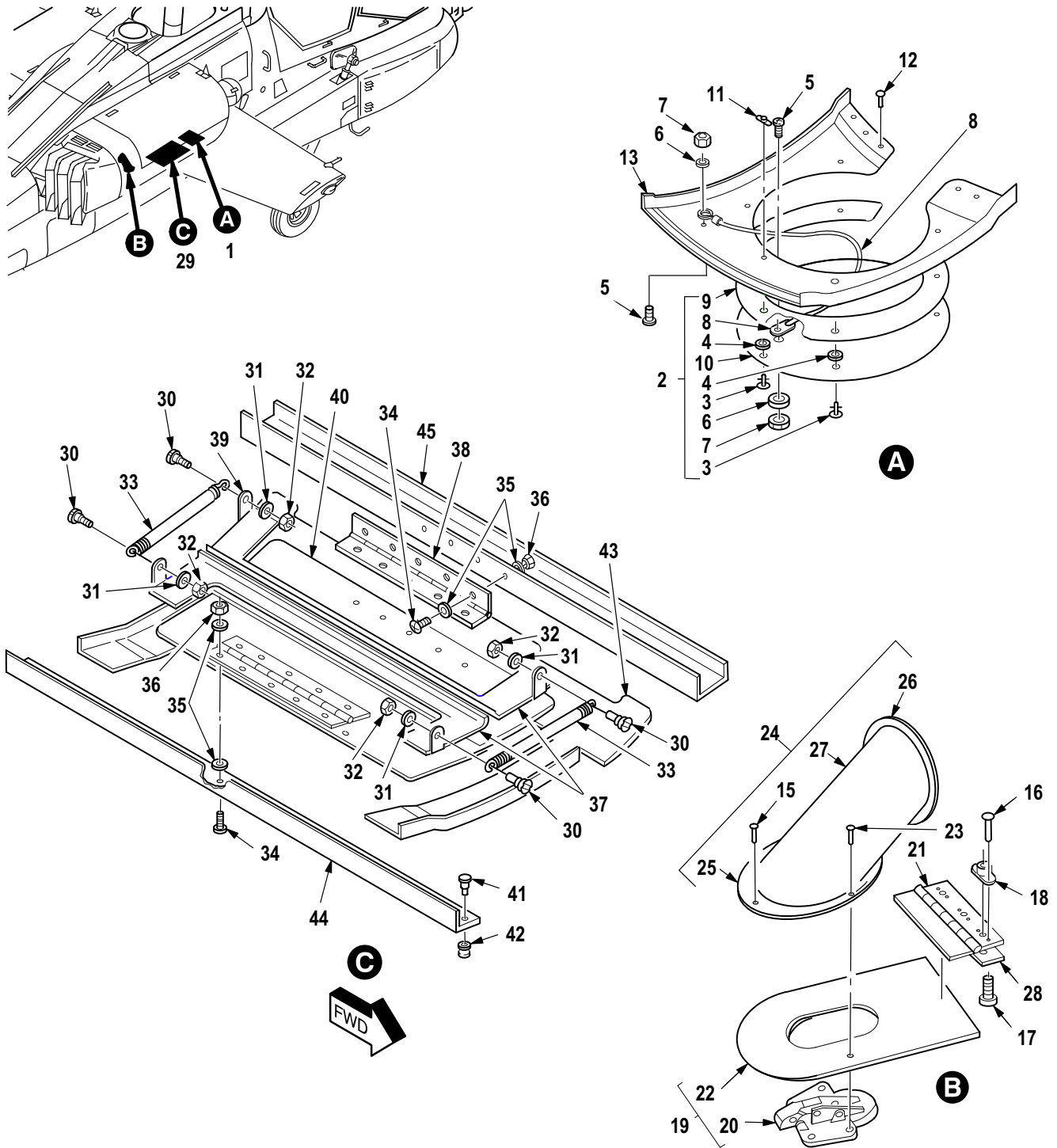


Figure 176. Group 02 Nacelle Assembly, RH Doors (Part 1)
7-31 1140110-5 4

(1) ITEM NO.	(2) SMR CODE	(3) CAGE	(4) PART NUMBER	(5) DESCRIPTION AND USABLE ON CODE (UOC)	(6) QTY
				Group 02 Airframe Fig. 176 Nacelle Assembly, RH Doors (Part 1) 7-31 1140110-54 See Fig. 173 for NHA	
1	XCOOO	02731	7-31 1140118-2	• Door Instl	1
2	PAOOO	02731	7-31 1140155-2	•• Door Assembly, Water	1
3	PAOZZ	02731	HS4428-12	••• Stud, Turnlock Faste	5
4	PAOZZ	02731	HS4429-1	••• Washer, Split	5
5	PAOZZ	80205	NAS1403-1	••• Screw, Machine	2
6	PAOZZ	88044	AN960JD10L	••• Washer, Flat	2
7	PAOZZ	80205	MS21042-3	••• Nut, Self-Locking, Ex	2
8	PAOZZ	02731	HS5154-1208	••• Wire Rope Assembly,	1
9	MOOZZ	02731	7-31 1140155-5	••• Seal	1
10	XAOZZ	02731	7-31 1140155-4	••• Door	1
11	PAOZZ	02731	HS4427-1	•• Receptacle, Turnlock	2
12	PAOZZ	02731	HS4862-6E6	•• Rivet, Solid	6
13	XDOZZ	02731	7-1 11260109-2	•• Doubler	1
14	XCOOO	02731	7-31 1140120-2	• Door Instl-Eng Acs (See Fig. 180 for Breakdown) (Not Illustrated-Installation Drawing)	1
15	PAOZZ	02731	HS4862-4E3	• Rivet, Solid	48
16	XDFZZ	99551	2881003-4	• Rivet, Solid	6
17	PAOZZ	80205	NAS623-2-2	• Screw, Machine	3
18	PAOZZ	96906	MS21076L08	• Nut, Self-Locking, Pl	3
19	XDOZZ	02731	7-31 1140159	• Door, Access, Aircraf	1
20	XDOZZ	83014	H6038073C114	•• Latch, Thumb	1
21	MFOZZ	96906	MS20257C4-350	•• Hinge, Continuous	1
22	XDOZZ	02731	7-31 1140159-3	•• Cover	1
23	PAOZZ	02731	HS5156-4-3	• Rivet, Solid	10
24	XDOOO	02731	7-21 1140173	• Tunnel Assembly	1
25	XDOZZ	02731	7-21 1140173-5	•• Flange	1
26	XDOZZ	02731	7-21 1140173-7	•• Flange	1
27	XDOZZ	02731	7-21 1140173-3	•• Tube	1
28	XDOZZ	02731	7-31 1140110-41	• Angle	1
29	XCOOO	02731	7-31 1140142-2	• Door Instl Assembly	1
30	XDOZZ	02731	7-21 1140148	•• Stud, Spring Rtnng	4
31	PAOZZ	88044	AN960C10L	•• Washer, Flat	4
32	PAOZZ	96906	MS21045C3	•• Nut, Self-Locking, He	4
33	XDOZZ	96906	MS24586C136	•• Spring, Helical, Exte	2
34	PAOZZ	80205	NAS623-2-2	•• Screw, Machine	10
35	PAOZZ	88044	AN960C8	•• Washer, Flat	20
36	PAOZZ	96906	MS21042L08	•• Nut, Self-Locking, Ex	10
37	XDOOO	02731	7-31 1140143	•• Door Assembly	2
38	MFOZZ	96906	MS20001-3-500	••• Hinge, Butt	1
39	XAOZZ	02731	7-31 1140145	••• Stop, Door	1
40	XAOZZ	02731	7-31 1140143-3	••• Door	1
41	PAOZZ	02731	HS5602-5-4	•• Pin-Rivet, Threaded	2
42	PAOZZ	02731	HS5581-5	•• Collar, Pin-Rivet, Th	2
43	XDOZZ	02731	7-31 1140202-2	•• Doubler	1
44	XDOZZ	02731	7-1 11260201	•• Stringer	1
45	XDOZZ	02731	7-1 11260049	• Intercostal	1
END OF FIGURE					

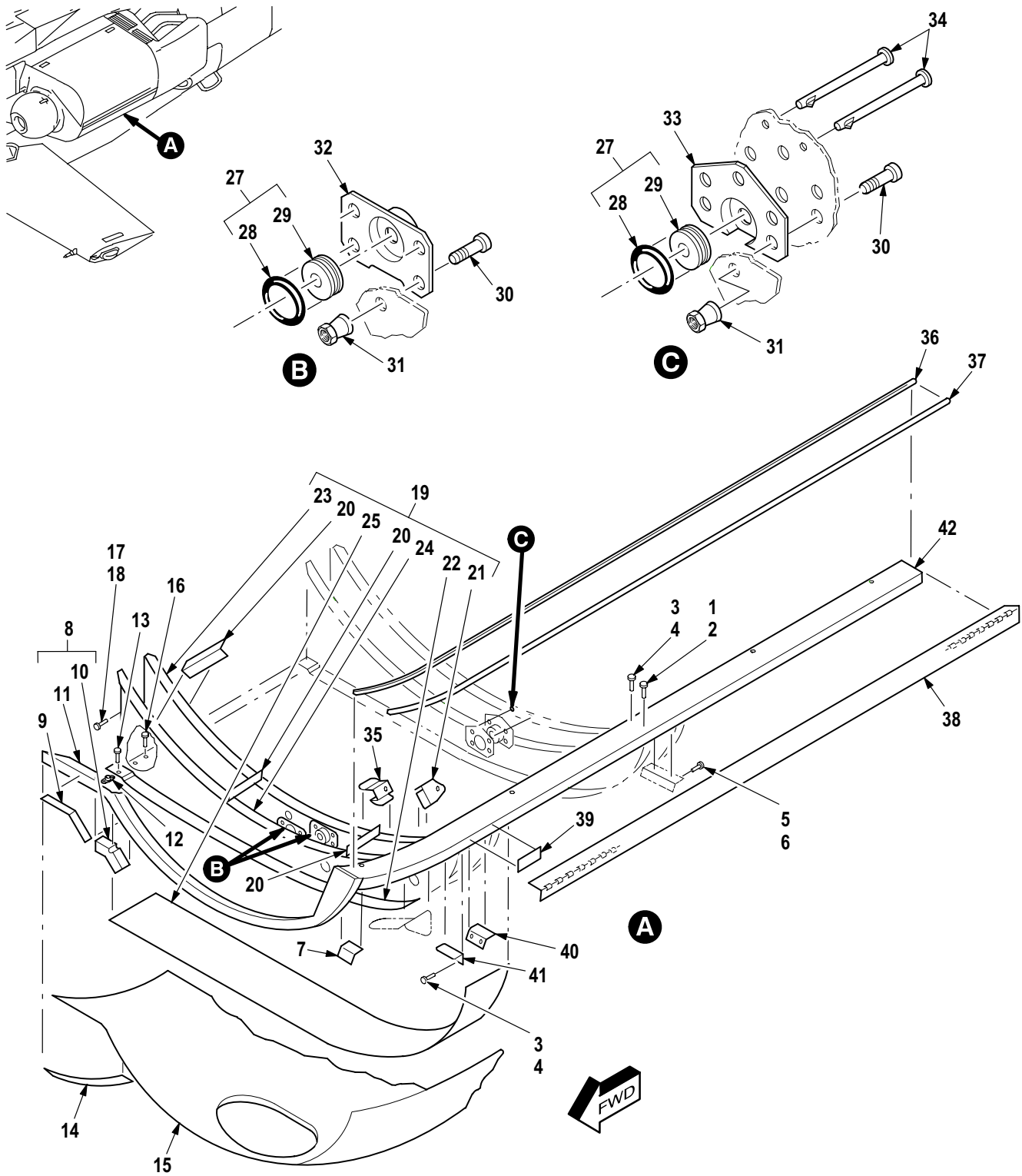


Figure 177. Group 02 Nacelle Assembly (Part 2)
 7-31 1140110-53 LH
 7-31 1140110-54 RH

(1) ITEM NO.	(2) SMR CODE	(3) CAGE	(4) PART NUMBER	(5) DESCRIPTION AND USABLE ON CODE (UOC)	(6) QTY
				Group 02 Airframe Fig. 177 Nacelle Assembly (Part 2) 7-31 1140110-53 LH 7-31 1140110-54 RH See Fig. 173 for NHA	
1	PAOZZ	02731	HS5602-5-4	• Pin-Rivet, Threaded	2
2	PAOZZ	02731	HS5581-5	• Collar, Pin-Rivet, Th	2
3	PAOZZ	02731	HS5602-5-3	• Pin-Rivet, Threaded	14
4	PAOZZ	02731	HS5581-5	• Collar, Pin-Rivet, Th	14
5	PAOZZ	02731	HS5602-5-2	• Pin-Rivet, Threaded	2
6	PAOZZ	02731	HS5581-5	• Collar, Pin-Rivet, Th	2
7	XDOZZ	02731	7-1 11260066-1	• Clip LH	1
7	XDOZZ	02731	7-1 11260066-2	• Clip RH	1
8	XDOOO	02731	7-1 11260060-1	• Frame Assembly LH	1
8	XDOOO	02731	7-1 11260060-2	• Frame Assy, Nacelle RH	1
9	XDOZZ	02731	7-1 11260060-7	•• Doubler	1
10	XDOZZ	02731	7-1 11260060-5	•• Angle	1
11	XAOZZ	02731	7-1 11260060-3	•• Frame LH	1
11	XAOZZ	02731	7-1 11260060-4	•• Frame RH	1
12	PAOZZ	80205	MS21075L3E	• Nut, Self-Locking, Pl	5
13	PAOZZ	02731	HS4862-5E6	• Rivet, Solid	1
14	XDOZZ	02731	7-31 1140110-15	• Doubler	1
15	XDOZZ	02731	7-31 1140110-3	• Skin LH	1
15	XDOZZ	02731	7-31 1140110-4	• Skin RH	1
16	PAOZZ	02731	HS4862-6E7	• Rivet, Solid	4
17	PAOZZ	02731	HS5602-6-4	• Pin-Rivet, Threaded	2
18	PAOZZ	02731	HS5581-6	• Collar, Pin-Rivet, Th	2
19	XDOOO	02731	7-31 1140138-19	• Frame Assembly LH	1
19	XDOOO	02731	7-31 1140138-20	• Frame Assembly RH	1
20	XDOZZ	02731	7-31 1140138-11	•• Angle	3
21	XDOZZ	02731	7-1 11260262-3	•• Bracket LH	1
21	XDOZZ	02731	7-1 11260262-4	•• Bracket RH	1
22	XDOZZ	02731	7-1 11260250-5	•• Bracket LH	1
22	XDOZZ	02731	7-1 11260250-6	•• Bracket RH	1
23	XDOZZ	02731	7-31 1140138-15	•• Channel LH	1
23	XDOZZ	02731	7-31 1140138-16	•• Channel RH	1
24	XDOZZ	02731	7-31 1140138-17	•• Channel LH	1
24	XDOZZ	02731	7-31 1140138-18	•• Channel RH	1
25	XDOZZ	02731	7-31 1140138-7	•• Cap, Lower	1
26	XCOOO	02731	7-21 1140185-601	• Support Instl LH (Not Illustrated-Installation Drawing)	1
26	XCOOO	02731	7-21 1140185-602	• Support Instl RH (Not Illustrated-Installation Drawing)	1
27	PAOOO	02731	7-1 11260193	•• Washer Assembly-Lower E	6
28	PAOZZ	96906	MS9068-210	••• O-Ring	1
29	XAOZZ	02731	7-1 11260193-3	••• Washer	1
30	PAOZZ	02731	HS5602-5-3	•• Pin-Rivet, Threaded	26
31	PAOZZ	02731	HS5581-5	•• Collar, Pin-Rivet, Th	26
32	PAOZZ	02731	7-21 1140136-7	•• Support, Structural	4
33	XDOZZ	02731	7-21 1140137	•• Support, Secondary	2
34	PAOZZ	80205	NAS427K36	•• Pin, Spring	2
35	XDOZZ	02731	7-1 11260260-1	• Bracket LH	1

(1) ITEM NO.	(2) SMR CODE	(3) CAGE	(4) PART NUMBER	(5) DESCRIPTION AND USABLE ON CODE (UOC)	(6) QTY
35	XDOZZ	02731	7-1 11260260-2	• Bracket RH	1
36	XDOZZ	02731	7-31 1140110-61	• Retainer LH	1
36	XDOZZ	02731	7-31 1140110-62	• Retainer RH	1
37	MFOZZ	02731	HS4028-5000	• Seal, Rubber Extrusi	1
38	PAOZZ	02731	7-31 1140163-1	• Hinge, Access Door LH	1
38	PAOZZ	02731	7-31 1140163-2	• Hinge, Access Door RH	1
39	XDOZZ	02731	7-31 1140110-9	• Filler	1
40	XDOZZ	02731	7-1 11260148-1	• Clip	2
41	XDOZZ	02731	7-1 11260148-2	• Clip	2
42	XDOZZ	02731	7-21 1140146-1	• Longeron, Outbd Eng LH	1
42	XDOZZ	02731	7-21 1140146-2	• Longeron, Outbd Eng RH	1
END OF FIGURE					

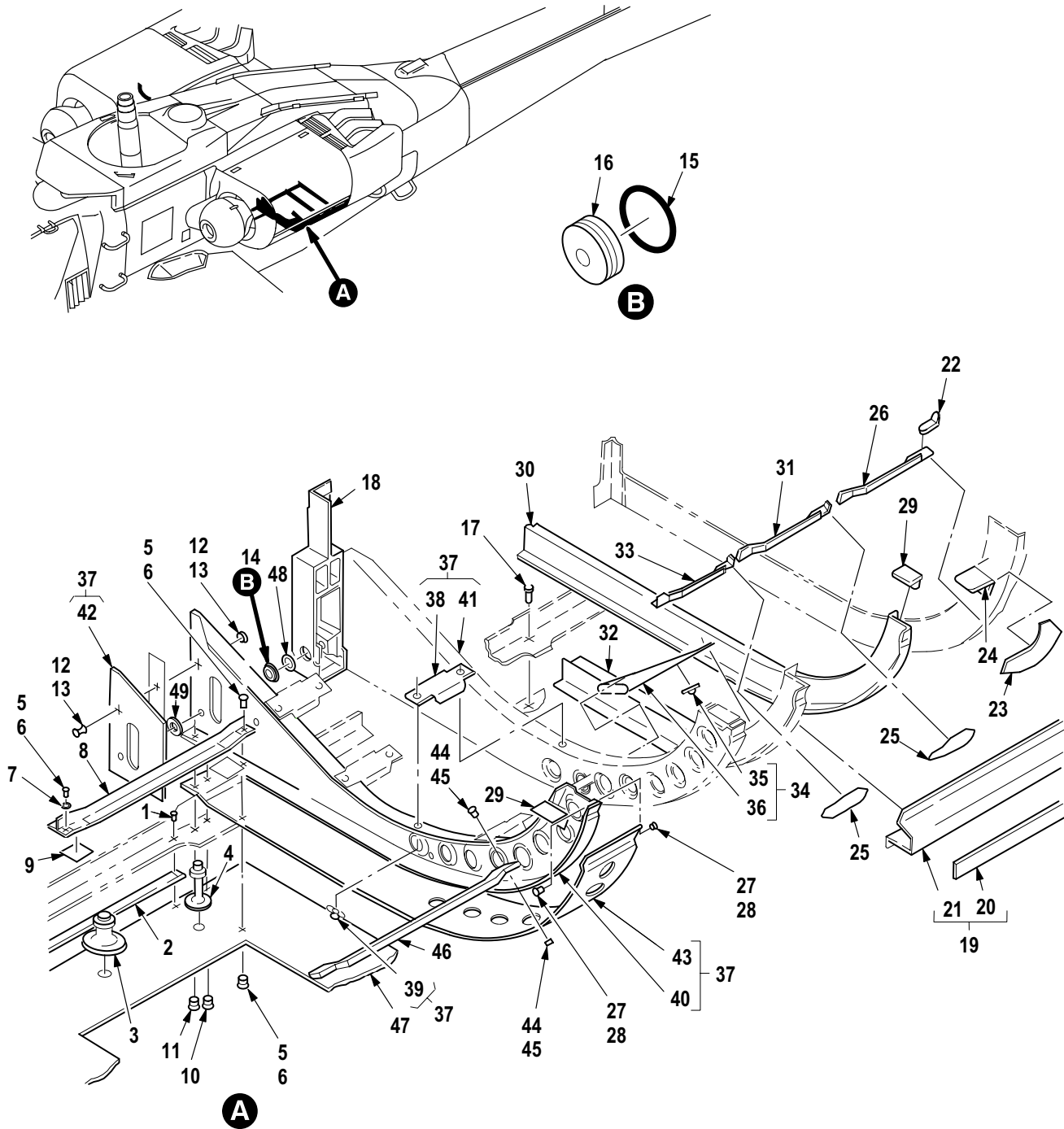


Figure 178. Group 02 Nacelle Assembly (Part 3)
7-31 1140110-53 LH
7-31 1140110-54 RH

(1) ITEM NO.	(2) SMR CODE	(3) CAGE	(4) PART NUMBER	(5) DESCRIPTION AND USABLE ON CODE (UOC)	(6) QTY
				Group 02 Airframe Fig. 178 Nacelle Assembly (Part 3) 7-31 1140110-53 LH 7-31 1140110-54 RH See Fig. 173 for NHA	
1	PAOZZ	02731	HS5156-4E4	• Rivet, Solid	18
2	XDOZZ	02731	7-31 1140110-33	• Doubler	1
3	PAOZZ	02731	7-31 1670119	• Connector, Drain	1
4	PAOZZ	02731	7-31 1670107	• Drain, Combustor, Nac	1
5	PAOZZ	02731	HS5602-5-5	• Pin-Rivet, Threaded	4
6	PAOZZ	02731	HS5581-5	• Collar, Pin-Rivet, Th	4
7	PAOZZ	02731	HS5234-1005	• Washer, Flat	4
8	XDOZZ	02731	7-21 1140179	• Intercostal	1
9	XDOZZ	02731	HS195-160005	• Shim, Tapered	2
10	PAOZZ	02731	HS4862-6E7	• Rivet, Solid	4
11	PAOZZ	02731	HS4862-5E6	• Rivet, Solid	7
12	PAOZZ	02731	HS5602-6-4	• Pin-Rivet, Threaded	10
13	PAOZZ	02731	HS5581-5	• Collar, Pin-Rivet, Th	10
14	XDOOO	02731	7-21 1140193	• Washer Assembly	2
15	PAOZZ	96906	MS9068-210	• O-Ring	1
16	XAOZZ	02731	7-21 1140193-3	• Washer	1
17	PAOZZ	02731	HS4862-4E3	• Rivet, Solid	10
18	XDOOO	02731	7-31 1140132-1	• Firewall Assembly LH (See Figs. 181 thru 183 for Breakdown)	1
18	XDOOO	02731	7-31 1140132-2	• Firewall Assembly RH (See Figs. 184 thru 186 for Breakdown)	1
19	PAOOO	02731	7-1 11260258-1	• Bumper, Nonmetallic LH	1
19	PAOOO	02731	7-1 11260258-2	• Bumper, Metallic RH	1
20	PAOZZ	02731	7-1 11260258-5	• Bumper, Rubber	1
21	XAOZZ	02731	7-1 11260258-3	• Bumper LH	1
21	XAOZZ	02731	7-1 11260258-4	• Bumper RH	1
22	XDOZZ	02731	7-31 1140110-7	• Clip	2
23	XDOZZ	02731	7-31 1140110-14	• Gusset RH	1
24	XDOZZ	02731	7-31 1140110-45	• Angle LH	1
24	XDOZZ	02731	7-31 1140110-47	• Angle RH	1
25	XDOZZ	02731	7-31 1140110-11	• Gusset	2
26	XDOZZ	02731	7-1 11260196-1	• Stringer LH	1
26	XDOZZ	02731	7-1 11260196-2	• Stringer RH	1
27	PAOZZ	02731	HS5602-5-2	• Pin-Rivet, Threaded	6
28	PAOZZ	02731	HS5581-5	• Collar, Pin-Rivet, Th	6
29	XDOZZ	02731	7-1 11260149-1	• Clip LH	2
29	XDOZZ	02731	7-1 11260149-2	• Clip RH	2
30	XDOZZ	02731	7-1 11260044-2	• Frame RH	2
30	XDOZZ	02731	7-31 1140044	• Frame LH	2
31	XDOZZ	02731	7-1 11260194-1	• Stringer LH	1
31	XDOZZ	02731	7-1 11260194-2	• Stringer RH	1
32	XDOZZ	02731	7-31 1140111	• Frame (U/O P/N 7-311140110-53)	1
33	XDOZZ	02731	7-1 11260187-1	• Stringer LH	1
33	XDOZZ	02731	7-1 11260187-2	• Stringer RH	1
34	XDOOO	02731	7-1 11260256	• Bracket (U/O P/N 7-311140110-54)	1
35	PAOZZ	80205	MS21075L3E	• Nut, Self-Locking, Pl	2
36	XDOZZ	02731	7-1 11260256-3	• Bracket	1

(1) ITEM NO.	(2) SMR CODE	(3) CAGE	(4) PART NUMBER	(5) DESCRIPTION AND USABLE ON CODE (UOC)	(6) QTY
37	XDOOO	02731	7-31 1140139-3	• Frame Assembly LH	1
37	XDOOO	02731	7-31 1140139-5	• Frame Assembly RH	1
38	XDOZZ	02731	7-31 1140139-19	•• Brace	5
39	PAOZZ	96906	MS21076L08	•• Nut, Self-Locking, PI	10
40	XDOZZ	02731	7-31 1140139-1 1	•• Channel RH	1
40	XDOZZ	02731	7-31 1140139-7	•• Channel LH	1
41	XDOZZ	02731	7-31 1140139-10	•• Channel RH	1
41	XDOZZ	02731	7-31 1140139-9	•• Channel LH	1
42	XDOZZ	02731	7-31 1140139-17	•• Doubler	1
43	XDOZZ	02731	7-31 1140139-13	•• Cap LH	1
43	XDOZZ	02731	7-31 1140139-15	•• Cap RH	1
44	PAOZZ	02731	HS5602-5-4	• Pin-Rivet, Threaded	14
45	PAOZZ	02731	HS5581-5	• Collar, Pin-Rivet, Th	14
46	XDOZZ	02731	7-1 11260049	• Intercostal	1
47	XDOZZ	02731	7-31 1140110-5	• Skin LH	1
47	XDOZZ	02731	7-31 1140110-6	• Skin RH	1
48	XDOZZ	02731	7-31 1140110-49	• Shim	1
49	XDOZZ	02731	7-31 1140110-51	• Shim	1
END OF FIGURE					

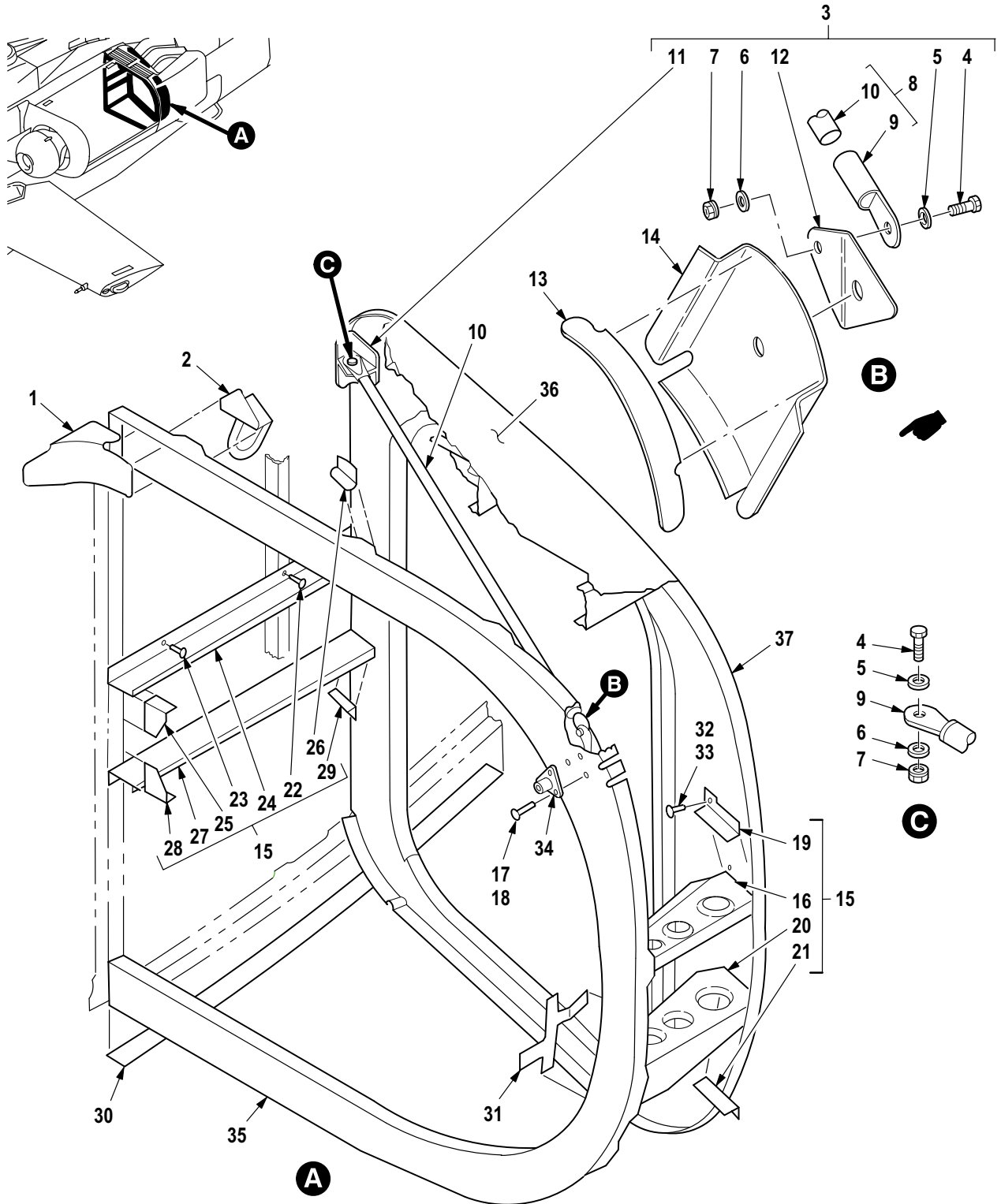


Figure 179. Group 02 Nacelle Assembly (Part 4)
 7-31 1140110-53 LH
 7-31 1140110-54 RH

(1) ITEM NO.	(2) SMR CODE	(3) CAGE	(4) PART NUMBER	(5) DESCRIPTION AND USABLE ON CODE (UOC)	(6) QTY
				Group 02 Airframe Fig. 179 Nacelle Assembly (Part 4) 7-31 1140110-53 LH 7-31 1140110-54 RH See Fig. 173 for NHA	
1	XDOZZ	02731	7-1 11260254-1	• Bracket LH	1
1	XDOZZ	02731	7-1 11260254-2	• Bracket RH	1
2	XDOZZ	02731	7-1 11260249-1	• Bracket RH	1
2	XDOZZ	02731	7-1 11260249-2	• Bracket LH	1
3	XCOOO	02731	7-21 1140172-1	• Strut Instl Assy LH	1
3	XCOOO	02731	7-21 1140172-2	• Strut Instl Assy RH	1
4	PAOZZ	80205	NAS6204-3H	•• Bolt, Shear	2
5	PAOZZ	88044	AN960PD416L	•• Washer, Flat	2
6	PAOZZ	88044	AN960PD416	•• Washer, Flat	2
7	PAOZZ	80205	MS21042-4	•• Nut, Self-Locking, Ex	2
8	PAOOO	02731	7-21 1140172-3	•• Strut, Aircraft LH	1
8	PAOOO	02731	7-21 1140172-4	•• Strut Assy RH	1
9	XAOZZ	02731	7-21 1113332	••• Fitting End	2
10	XAOZZ	02731	7-21 1140172-5	••• Strut	1
11	XDOZZ	02731	7-21 1140112-1	•• Bracket LH	1
11	XDOZZ	02731	7-21 1140112-2	•• Bracket RH	1
12	XDOZZ	02731	7-21 1140172-7	•• Bracket LH	1
12	XDOZZ	02731	7-21 1140172-8	•• Bracket RH	1
13	XDOZZ	02731	7-1 11260205-3	• Angle LH	1
13	XDOZZ	02731	7-1 11260205-4	• Angle RH	1
14	XDOZZ	02731	7-1 11260204-1	• Bracket, Support, Doo LH	1
14	XDOZZ	02731	7-1 11260204-2	• Bracket RH	1
15	XCOOO	02731	7-31 1140147-1	• Intercostal Instl LH	1
15	XCOOO	02731	7-31 1140147-2	• Intercostal Instl RH	1
16	XDOZZ	02731	7-31 1140147-5	•• Intercostal LH	1
16	XDOZZ	02731	7-31 1140147-6	•• Intercostal RH	1
17	PAOZZ	02731	HS5602-5-2	•• Pin-Rivet, Threaded	4
18	PAOZZ	02731	HS5581-5	•• Collar, Pin-Rivet, Th	4
19	XDOZZ	02731	7-31 1140147-9	•• Clip	2
20	XDOZZ	02731	7-31 1140147-7	•• Intercostal LH	1
20	XDOZZ	02731	7-31 1140147-8	•• Intercostal RH	1
21	XDOZZ	02731	7-31 1140147-10	•• Clip	1
22	PAOZZ	02731	HS4862-4E4	•• Rivet, Solid	2
23	PAOZZ	02731	HS4862-4E3	•• Rivet, Solid	38
24	XDOZZ	02731	7-31 1140147-3	•• Intercostal	1
25	XDOZZ	02731	7-31 1140147-11	•• Clip	1
26	XDOZZ	02731	7-31 1140147-13	•• Clip	1
27	XDOZZ	02731	7-31 1140147-4	•• Intercostal	1
28	XDOZZ	02731	7-31 1140147-12	•• Clip	1
29	XDOZZ	02731	7-31 1140147-14	•• Clip	1
30	XDOZZ	02731	7-31 1140110-63	• Doubler	1
31	XDOZZ	02731	7-31 1140110-43	• Strap LH	1
31	XDOZZ	02731	7-31 1140110-44	• Strap RH	1
32	PAOZZ	02731	HS5602-5-4	• Pin-Rivet, Threaded	3
33	PAOZZ	02731	HS5581-5	• Collar, Pin-Rivet, Th	3
34	XDOZZ	02731	7-1 11260206	• Fitting	1
35	XDOZZ	02731	7-21 1140131-4	• Frame, Nacelle RH	1

(1) ITEM NO.	(2) SMR CODE	(3) CAGE	(4) PART NUMBER	(5) DESCRIPTION AND USABLE ON CODE (UOC)	(6) QTY
35	XDOZZ	02731	7-21 1140131-3	• Frame LH	1
36	XCOOO	02731	7-31 1140180-1	• Skin/Louver Instl LH (See Fig. 187 for Breakdown)	1
36	XCOOO	02731	7-31 1140180-2	• Skin/Louver Instl RH (See Fig. 187 for Breakdown)	1
37	XCOOO	02731	7-31 1140181-1	• Frame Instl LH (See Fig. 188 for Breakdown)	1
37	XCOOO	02731	7-31 1140181-2	• Frame Instl RH (See Fig. 188 for Breakdown)	1
END OF FIGURE					

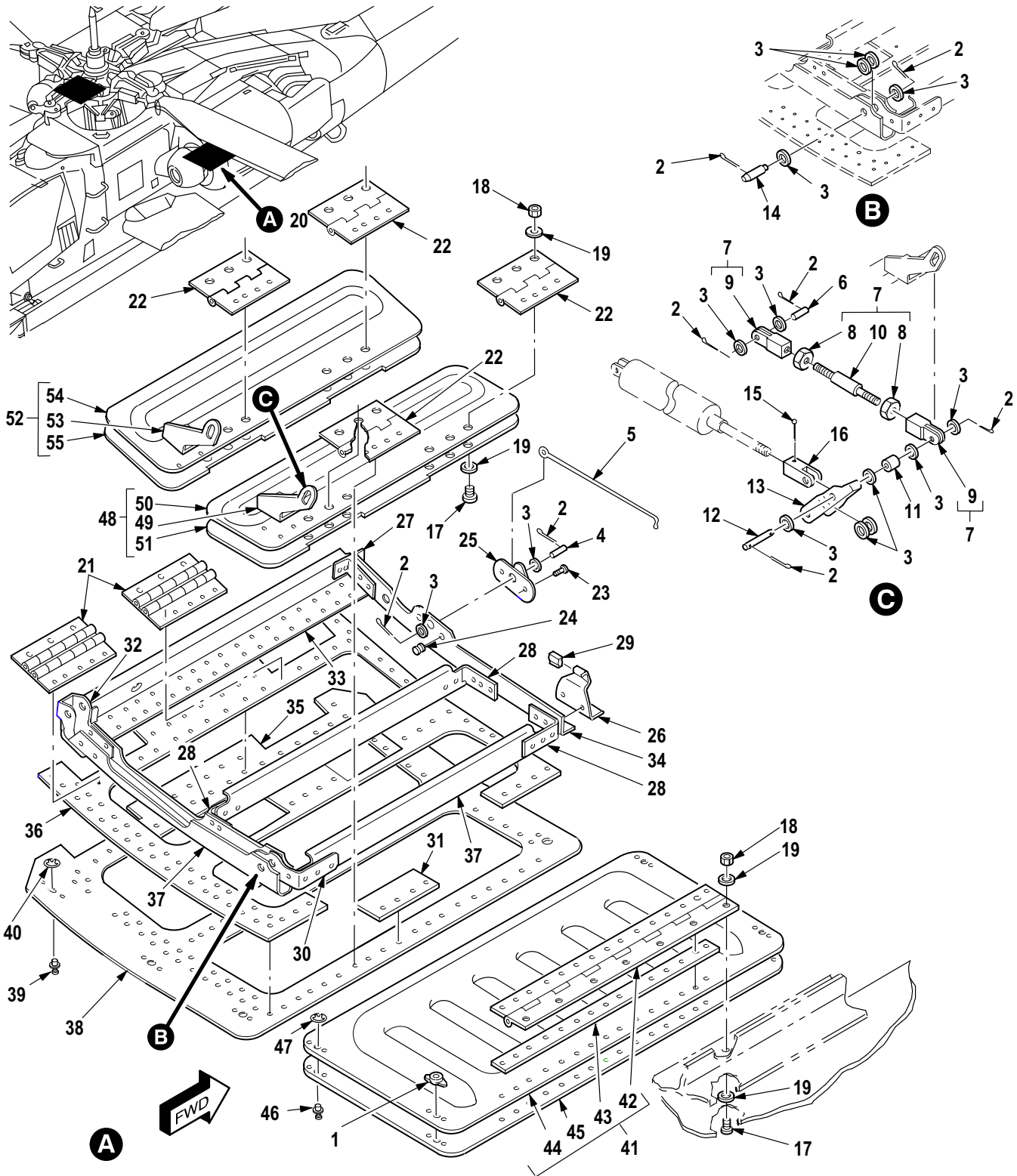
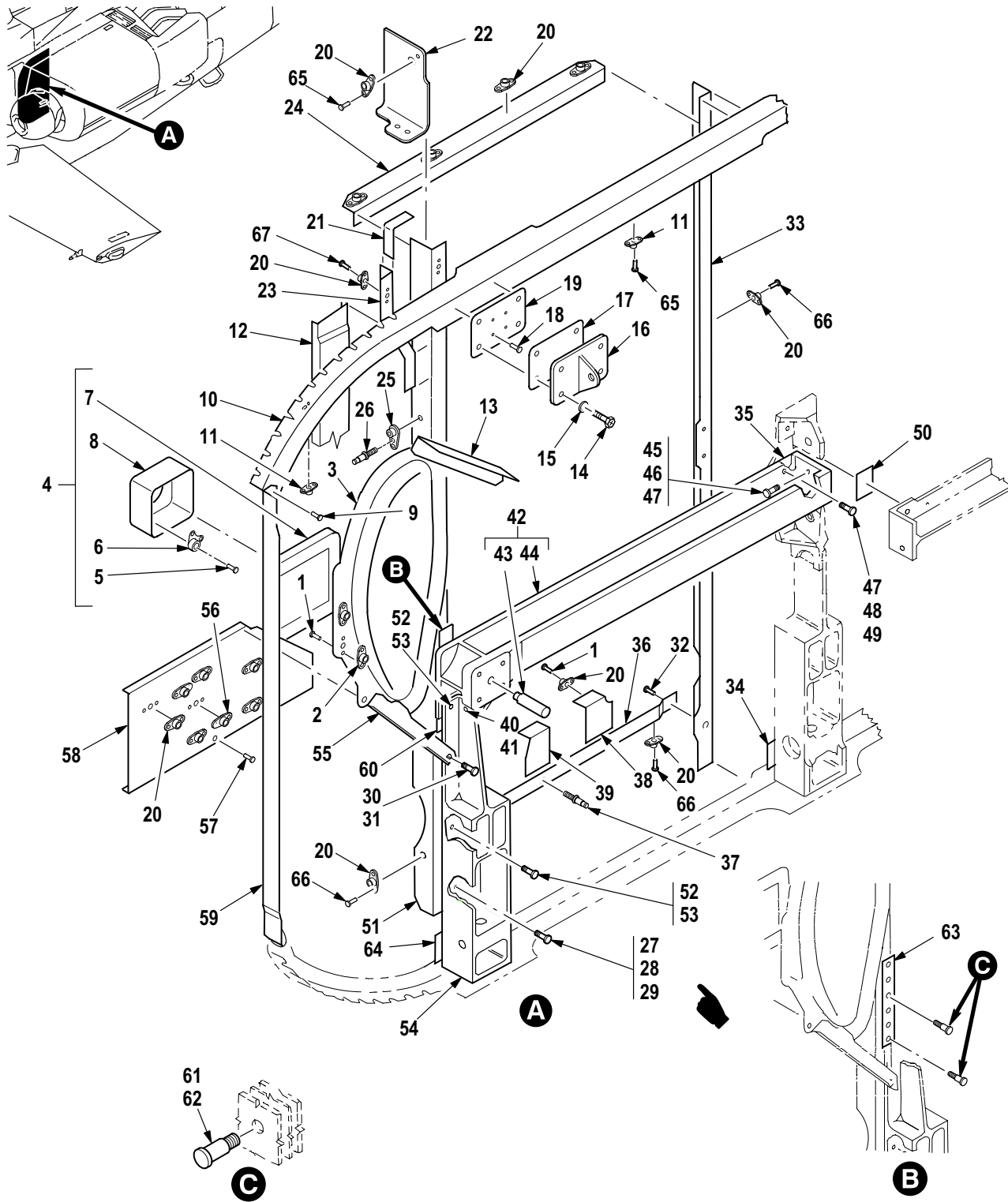


Figure 180. Group 02 Door Installation, Engine Access and Ventilation
 7-31 1140120-1
 7-31 1140120-2

(1) ITEM NO.	(2) SMR CODE	(3) CAGE	(4) PART NUMBER	(5) DESCRIPTION AND USABLE ON CODE (UOC)	(6) QTY
				Group 02 Airframe Fig. 180 Door Installation, Engine Access and Ventilation 7-31 1140120-1 7-31 1140120-2 See Figs. 175 and 176 for NHA	
1	PAOZZ	02731	HS4430-1	• Receptacle, Turnlock	10
2	PAOZZ	96906	MS24665-86	• Pin, Cotter	8
3	PAOZZ	88044	AN960C10L	• Washer, Flat	14
4	PAOZZ	02731	7-1 11260090-1 1	• Pin, Straight, Headle	1
5	PAOZZ	02731	7-1 11260261	• Latch, Door	1
6	PAOZZ	02731	7-1 11260090-7	• Pin, Straight, Headle	1
7	PAOOO	02731	7-1 17700173-3	• Connecting Link, Rig	1
8	PAOZZ	88044	AN315D3R	• Nut, Plain, Hexagon	2
9	PAOZZ	02731	7-1 17700175	• Clevis, Rod End	2
10	XDOZZ	02731	7-1 17700174-3	• Rod, Actuating Link	1
11	PAOZZ	80205	NAS43DD3-27N	• Spacer, Sleeve	1
12	PAOZZ	02731	7-1 11260090-5	• Pin, Straight, Headle	1
13	PAOZZ	02731	7-1 17700146	• Idler, Door Linkage	1
14	PAOZZ	02731	7-1 11260090-9	• Pin, Straight, Headle	1
15	PAOZZ	96906	MS24665-153	• Pin, Cotter	1
16	PAOZZ	02731	7-1 17700178	• Clevis, Rod End	1
17	PAOZZ	80205	NAS623-2-1	• Screw, Machine	29
18	PAOZZ	96906	MS21042L08	• Nut, Self-Locking, Ex	29
19	PAOZZ	88044	AN960KD8L	• Washer, Flat	58
20	XDOOO	02731	7-31 1140177-1	• Door Assembly LH	1
20	XDOOO	02731	7-31 1140177-2	• Door Assembly RH	1
21	PAOZZ	02731	HS5212-1B	• Hinge, Butt	2
22	MFOZZ	96906	MS20001P5-0248	• Hinge, Butt	4
23	PAOZZ	02731	HS5604-5-2	• Pin-Rivet, Threaded	2
24	PAOZZ	02731	HS5614-5	• Collar, Pin-Rivet, Th	2
25	XDOZZ	02731	7-31 1140177-23	• Clip	1
26	XDOZZ	02731	7-31 1140177-21	• Clip	1
27	XDOZZ	02731	7-31 1140177-13	• Clip	1
28	XDOZZ	02731	7-31 1140177-19	• Clip	3
29	PAOZZ	80205	NAS1464B012-05N	• Clip, Spring Tension	1
30	XDOZZ	02731	7-31 1140177-17	• Clip LH	1
30	XDOZZ	02731	7-31 1140177-18	• Clip RH	1
31	XDOZZ	02731	7-31 1140177-25	• Filler	1
32	XDOZZ	02731	7-1 11260240-1	• Bracket LH	1
32	XDOZZ	02731	7-1 11260240-2	• Bracket RH	1
33	XDOZZ	02731	7-31 1140177-10	• Zee RH	1
33	XDOZZ	02731	7-31 1140177-9	• Zee LH	1
34	XDOZZ	02731	7-31 1140177-11	• Angle LH	1
34	XDOZZ	02731	7-31 1140177-12	• Angle RH	1
35	XDOZZ	02731	7-31 1140177-7	• Stiffener	2
36	XDOZZ	02731	7-31 1140177-27	• Doubler LH	1
36	XDOZZ	02731	7-31 1140177-28	• Doubler RH	1
37	XDOZZ	02731	7-31 1140177-15	• Channel	1
38	XAOZZ	02731	7-31 1140177-3	• Skin LH	1
38	XAOZZ	02731	7-31 1140177-4	• Skin RH	1
39	PAOZZ	81205	BACS21EE7R	• Stud Assembly, Turnl	6

(1) ITEM NO.	(2) SMR CODE	(3) CAGE	(4) PART NUMBER	(5) DESCRIPTION AND USABLE ON CODE (UOC)	(6) QTY
40	PAOZZ	02731	HS4432-2	•• Push On Nut	6
41	XDOOO	02731	7-31 1140178	• Door Access	1
42	MFOZZ	96906	MS20257P4-1056	•• Hinge, Continuous	1
43	XDOZZ	02731	7-31 1140178-7	•• Spacer	1
44	XDOZZ	02731	7-31 1140178-5	•• Stiffener	1
45	XDOZZ	02731	7-31 1140178-3	•• Skin LH	1
46	PAOZZ	02731	HS4431-7	•• Stud Assembly, Turnl	1
47	PAOZZ	02731	HS4432-2	•• Push On Nut	1
48	XDOOO	02731	7-31 1140121-3	• Door Assembly LH	1
48	XDOOO	02731	7-31 1140121-4	• Vent Assembly RH	1
49	PAOZZ	02731	7-31 1140121-1 1	•• Bracket, Angle LH	1
49	PAOZZ	02731	7-31 1140121-12	•• Bracket, Angle RH	1
50	XAOZZ	02731	7-31 1140121-7	•• Stiffener	1
51	XAOZZ	02731	7-31 1140121-9	•• Skin	1
52	XDOOO	02731	7-31 1140121-5	• Door Assembly LH	1
52	XDOOO	02731	7-31 1140121-6	• Vent Assembly RH	1
53	PAOZZ	02731	7-31 1140121-17	•• Bracket, Angle LH	1
53	XDOZZ	02731	7-31 1140121-18	•• Arm RH	1
54	XAOZZ	02731	7-31 1140121-13	•• Stiffener	1
55	XAOZZ	02731	7-31 1140121-15	•• Skin	1
END OF FIGURE					

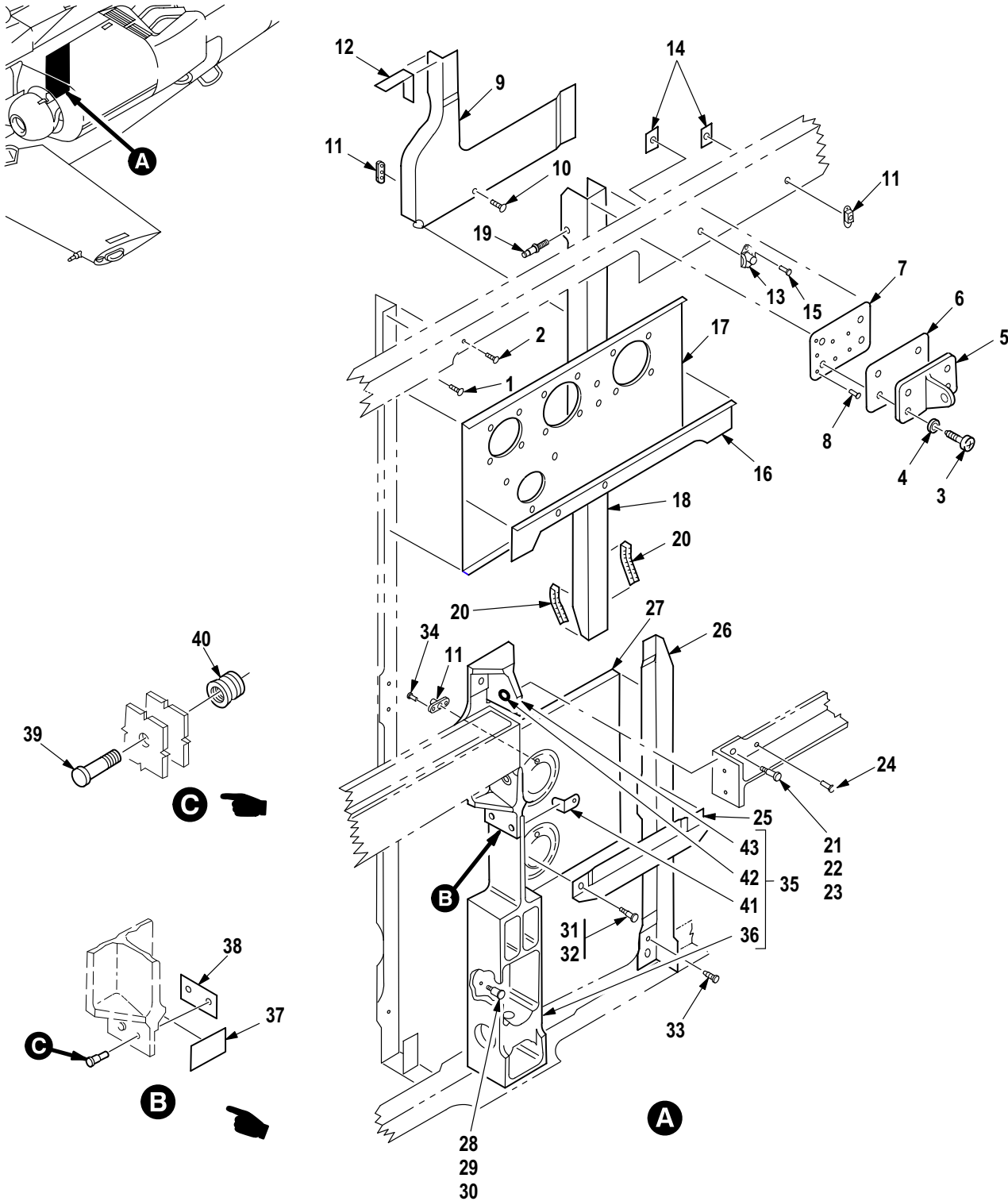


M09-1000

Figure 181. Group 02 Firewall Assembly LH (Part 1)
7-311140132-1

(1) ITEM NO.	(2) SMR CODE	(3) CAGE	(4) PART NUMBER	(5) DESCRIPTION AND USABLE ON CODE (UOC)	(6) QTY
				Group 02 Airframe Fig. 181 Firewall Assembly LH (Part 1) 7-31 1140132-1 See Fig. 178 for NHA	
1	PAOZZ	02731	HS5156-3E3	• Rivet, Solid	42
2	PAOZZ	96906	MS21070L3	• Nut, Self-Locking, Pl	4
3	XDOZZ	02731	7-1 11260099-1	• Pan	1
4	XDOOO	02731	7-1 11260053	• Enclosure Assembly	1
5	PAOZZ	02731	HS5156-3-4	•• Rivet, Solid	8
6	PAOZZ	02731	HS4153-048	•• Nut, Self-Locking, Pl	4
7	XAOZZ	02731	7-1 11260053-5	•• Flange	1
8	XAOZZ	02731	7-1 11260053-3	•• Cover	1
9	PAOZZ	02731	HS4862-5E5	• Rivet, Solid	11
10	XDOZZ	02731	7-31 1140132-139	• Angle, Upper, Forward	1
11	PAOZZ	80205	MS21075L3E	• Nut, Self-Locking, Pl	28
12	XDOZZ	02731	7-31 1140132-103	• Channel	1
13	XDOZZ	02731	7-31 1140132-57	• Angle	1
14	PAOZZ	96906	MS27039C1-1 1	• Screw, Machine	4
15	PAOZZ	88044	AN960C10L	• Washer, Flat	4
16	XDOZZ	02731	7-31 1140273-5	• Catch	1
17	XDOZZ	02731	7-31 1140132-163	• Shim	1
18	PAOZZ	02731	HS4545-4-4	• Rivet, Solid	8
19	XDOZZ	02731	7-31 1140132-97	• Doubler	1
20	PAOZZ	96906	MS21076L3N	• Nut, Self-Locking, Pl	18
21	XDOZZ	02731	7-31 1140132-79	• Clip	1
22	XDOZZ	02731	7-31 1140132-65	• Clip	1
23	XDOZZ	02731	7-31 1140132-46	• Angle	1
24	XDOZZ	02731	7-31 1140132-39	• Angle	1
25	PAOZZ	96906	MS21072L3	• Nut, Self-Locking, Pl	1
26	PAOZZ	02731	HS5435-0302	• Rivet, Blind	2
27	PAOZZ	02731	HS5601-5-2	• Pin-Rivet, Threaded	11
28	PAOZZ	02731	HS5581-5	• Collar, Pin-Rivet, Th	11
29	PAOZZ	02731	HS5234-2005	• Washer, Flat	15
30	PAOZZ	02731	HS5601-5-3	• Pin-Rivet, Threaded	3
31	PAOZZ	02731	HS5581-5	• Collar, Pin-Rivet, Th	3
32	PAOZZ	02731	HS4862-5E4	• Rivet, Solid	2
33	XDOZZ	02731	7-31 1140132-31	• Angle	1
34	XDOZZ	02731	7-31 1140132-169	• Shim	1
35	XDOZZ	02731	7-31 1140132-171	• Shim	1
36	XDOZZ	02731	7-31 1140132-29	• Angle	1
37	PAOZZ	02731	HS5435-0303	• Rivet, Blind	35
38	XDOZZ	02731	7-31 1140132-15	• Clip	1
39	XDOZZ	02731	7-31 1140132-91	• Clip	1
40	PAOZZ	73197	HL20PB-5-4	• Pin-Rivet, Threaded	1
41	PAOZZ	73197	HLT86-5	• Collar, Pin-Rivet, Th	1
42	XDOOO	02731	7-31 1140134-1 1	• Longeron	1
43	PAOZZ	96906	MS16555-660	•• Pin, Straight, Headle	1
44	XDOZZ	02731	7-31 1140134-9	•• Longeron	1
45	PAOZZ	02731	HS5601-8-4	• Pin-Rivet, Threaded	2
46	PAOZZ	02731	HS5581-8	• Collar, Pin-Rivet, Th	2
47	PAOZZ	02731	HS5234-2008	• Washer, Flat	3
48	PAOZZ	02731	HS5601-8-7	• Pin-Rivet, Threaded	2

(1) ITEM NO.	(2) SMR CODE	(3) CAGE	(4) PART NUMBER	(5) DESCRIPTION AND USABLE ON CODE (UOC)	(6) QTY
49	PAOZZ	02731	HS5581-8	• Collar, Pin-Rivet, Th	2
50	XDOZZ	02731	7-31 1140132-21	• Spacer, Plate	1
51	XDOZZ	02731	7-31 1140132-35	• Angle	1
52	PAOZZ	02731	HS5601-5-4	• Pin-Rivet, Threaded	3
53	PAOZZ	02731	HS5581-5	• Collar, Pin-Rivet, Th	3
54	XDOZZ	02731	7-31 1140047-3	• Bracket, Mounting	1
55	XDOZZ	02731	7-31 1140132-23	• Angle	1
56	PAOZZ	80205	MS21075L06N	• Nut, Self-Locking, Pl	4
57	PAOZZ	02731	HS5156-4E3	• Rivet, Solid	21
58	XDOZZ	02731	7-31 1140132-1 15	• Doubler	1
59	XDOZZ	02731	7-31 1140132-25	• Angle	1
60	XDOZZ	02731	7-31 1140132-165	• Shim	1
61	PAOZZ	02731	HS5472-A5-3	• Pin-Rivet, Threaded	4
62	PAOZZ	02731	HS5472-A5-6	• Pin-Rivet, Threaded	2
63	XDOZZ	02731	7-31 1140132-173	• Plate	1
64	XDOZZ	02731	7-31 1140132-167	• Shim	1
65	PAOZZ	02731	HS5435-0304	• Rivet, Blind	20
66	PAOZZ	02731	HS5435-0303	• Rivet, Blind	6
67	PAOZZ	02731	HS5435-0305	• Rivet, Blind	19
END OF FIGURE					



M09-1178E

Figure 182. Group 02 Firewall Assembly LH (Part 2)
7-31 1140132-1

(1) ITEM NO.	(2) SMR CODE	(3) CAGE	(4) PART NUMBER	(5) DESCRIPTION AND USABLE ON CODE (UOC)	(6) QTY
				Group 02 Airframe Fig. 182 Firewall Assembly LH (Part 2) 7-31 1140132-1 See Fig. 178 for NHA	
1	PAOZZ	02731	HS4862-4E4	• Rivet, Solid	157
2	PAOZZ	02731	HS4862-4E3	• Rivet, Solid	229
3	PAOZZ	96906	MS27039C1-1 1	• Screw, Machine	4
4	PAOZZ	88044	AN960C10L	• Washer, Flat	4
5	XDOZZ	02731	7-31 1140273-5	• Catch	1
6	XDOZZ	02731	7-31 1140132-163	• Shim	1
7	XDOZZ	02731	7-31 1140132-95	• Doubler	1
8	PAOZZ	02731	HS4545-4-5	• Rivet, Solid	2
9	XDOZZ	02731	7-31 1140132-67	• Doubler	1
10	PAOZZ	02731	HS5156-4E3	• Rivet, Solid	21
11	PAOZZ	96906	MS21076L3N	• Nut, Self-Locking, Pl	16
12	XDOZZ	02731	7-31 1140132-79	• Clip	1
13	PAOZZ	02731	HS4174-2	• Nut, Self-Locking, Pl	1
14	XDOZZ	02731	7-31 1140132-175	• Spacer	4
15	PAOZZ	02731	HS5156-3E6	• Rivet, Solid	2
16	XDOZZ	02731	7-31 1140132-107	• Angle	1
17	XDOZZ	02731	7-31 1140132-105	• Channel	1
18	XDOZZ	02731	7-31 1140132-63	• Channel	1
19	PAOZZ	02731	HS5435-0303	• Rivet, Blind	34
20	PAOZZ	96906	MS21266-1T	• Grommet, Nonmetallic	1
21	PAOZZ	02731	HS5601-8-4	• Pin-Rivet, Threaded	2
22	PAOZZ	02731	HS5581-8	• Collar, Pin-Rivet, Th	2
23	PAOZZ	02731	HS5234-2008	• Washer, Flat	1
24	PAOZZ	02731	HS4862-4E6	• Rivet, Solid	2
25	XDOZZ	02731	7-31 1140132-47	• Angle	1
26	XDOZZ	02731	7-31 1140132-51	• Angle	1
27	XDOZZ	02731	7-31 1140132-69	• Channel	1
28	PAOZZ	02731	HS5601-5-2	• Pin-Rivet, Threaded	10
29	PAOZZ	02731	HS5581-5	• Collar, Pin-Rivet, Th	10
30	PAOZZ	02731	HS5234-2005	• Washer, Flat	12
31	PAOZZ	02731	HS5601-5-3	• Pin-Rivet, Threaded	3
32	PAOZZ	02731	HS5581-5	• Collar, Pin-Rivet, Th	3
33	PAOZZ	02731	HS4862-5E5	• Rivet, Solid	10
34	PAOZZ	02731	HS5156-3E4	• Rivet, Solid	14
35	PBOZZ	02731	7-31 1140048-7	• Fitting, Structural C	1
36	XDOZZ	02731	7-1 11260098-3	• Fitting	1
37	XDOZZ	02731	7-31 1140048-5	• Shim	1
38	XDOZZ	02731	7-31 1140048-9	• Shim	1
39	PAOZZ	02731	HS5602-5-4	• Pin-Rivet, Threaded	1
40	PAOZZ	02731	HS5581-5	• Collar, Pin-Rivet, Th	1
41	XDOZZ	02731	7-1 11260234	• Clip	1
42	PAOZZ	02731	HS4609-1505	• Bearing, Plain, Spher	2
43	PAOZZ	02731	7-1 11260097-1	• Fitting, Firewall	1
END OF FIGURE					

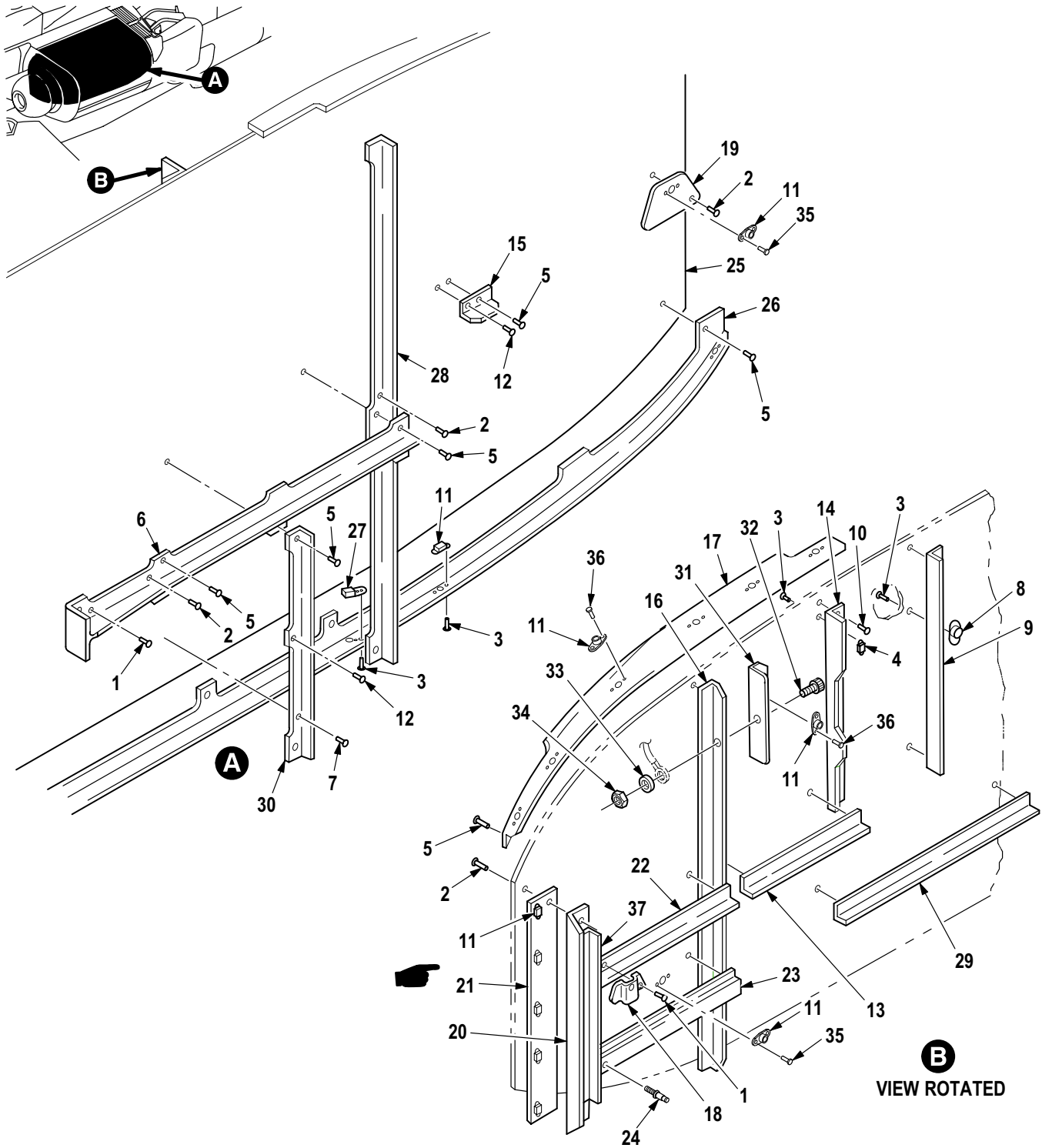
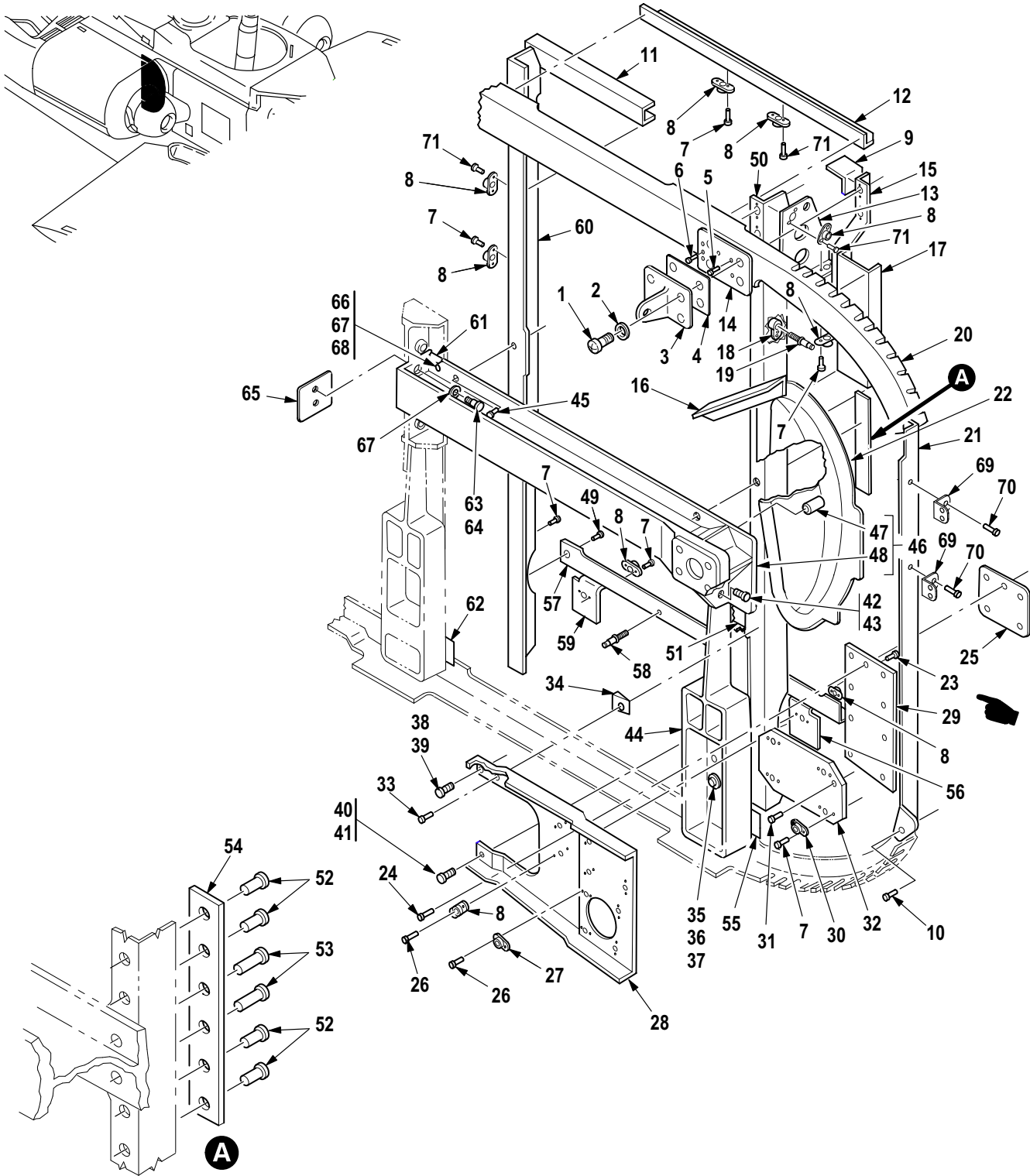


Figure 183. Group 02 Firewall Assembly LH (Part 3)
7-31 1140132-1

(1) ITEM NO.	(2) SMR CODE	(3) CAGE	(4) PART NUMBER	(5) DESCRIPTION AND USABLE ON CODE (UOC)	(6) QTY
				Group 02 Airframe Fig. 183 Firewall Assembly LH (Part 3) 7-31 1140132-1 See Fig. 178 for NHA	
1	PAOZZ	02731	HS4862-4E5	• Rivet, Solid	5
2	PAOZZ	02731	HS4862-4E4	• Rivet, Solid	156
3	PAOZZ	02731	HS5156-3E4	• Rivet, Solid	14
4	PAOZZ	96906	MS21076L3N	• Nut, Self-Locking, PI	16
5	PAOZZ	02731	HS4862-5E5	• Rivet, Solid	10
6	XDOZZ	02731	7-31 1140135-3	• Longeron	1
7	PAOZZ	02731	HS4862-4E3	• Rivet, Solid	229
8	PAOZZ	96906	MS21069L3	• Nut, Self-Locking, PI	1
9	XDOZZ	02731	7-31 1140132-27	• Angle	1
10	PAOZZ	02731	HS4862-5E6	• Rivet, Solid	1
11	PAOZZ	80205	MS21075L3E	• Nut, Self-Locking, PI	28
12	PAOZZ	02731	HS4862-5E4	• Rivet, Solid	2
13	XDOZZ	02731	7-31 1140132-43	• Angle	1
14	XDOZZ	02731	7-31 1140132-61	• Angle	1
15	XDOZZ	02731	7-31 1140132-49	• Angle	1
16	XDOZZ	02731	7-31 1140132-157	• Angle	1
17	XDOZZ	02731	7-31 1140132-137	• Tee, Upper	1
18	PAOZZ	02731	7-31 1140132-123	• Bracket, Angle	1
19	XDOZZ	02731	7-31 1140132-121	• Doubler	1
20	XDOZZ	02731	7-31 1140132-59	• Angle	1
21	XDOZZ	02731	7-31 1140132-109	• Doubler	1
22	XDOZZ	02731	7-31 1140132-41	• Angle	1
23	XDOZZ	02731	7-31 1140132-125	• Bracket	1
24	PAOZZ	02731	HS5435-0303	• Rivet, Blind	34
25	XDOZZ	02731	7-31 1140132-3	• Web	1
26	XDOZZ	02731	7-31 1140132-177	• Angle, Lower	1
27	PAOZZ	96906	MS21061L3	• Nut, Self-Locking, PI	1
28	XDOZZ	02731	7-31 1140132-17	• Angle	1
29	XDOZZ	02731	7-31 1140132-33	• Angle	1
30	XDOZZ	02731	7-31 1140132-19	• Angle	1
31	XDOZZ	02731	7-31 1140132-159	• Angle	1
32	PAOZZ	81349	M83454-04-AA208	• Terminal, Stud	1
33	PAOZZ	88044	AN960JD10L	• Washer, Flat	1
34	PAOZZ	80205	MS21042L3	• Nut, Self-Locking, Ex	1
35	PAOZZ	02731	HS5435-0303	• Rivet, Blind	6
36	PAOZZ	02731	HS5435-0304	• Rivet, Blind	20
37	XDOZZ	02731	7-31 1140132-179	• Angle	1
END OF FIGURE					

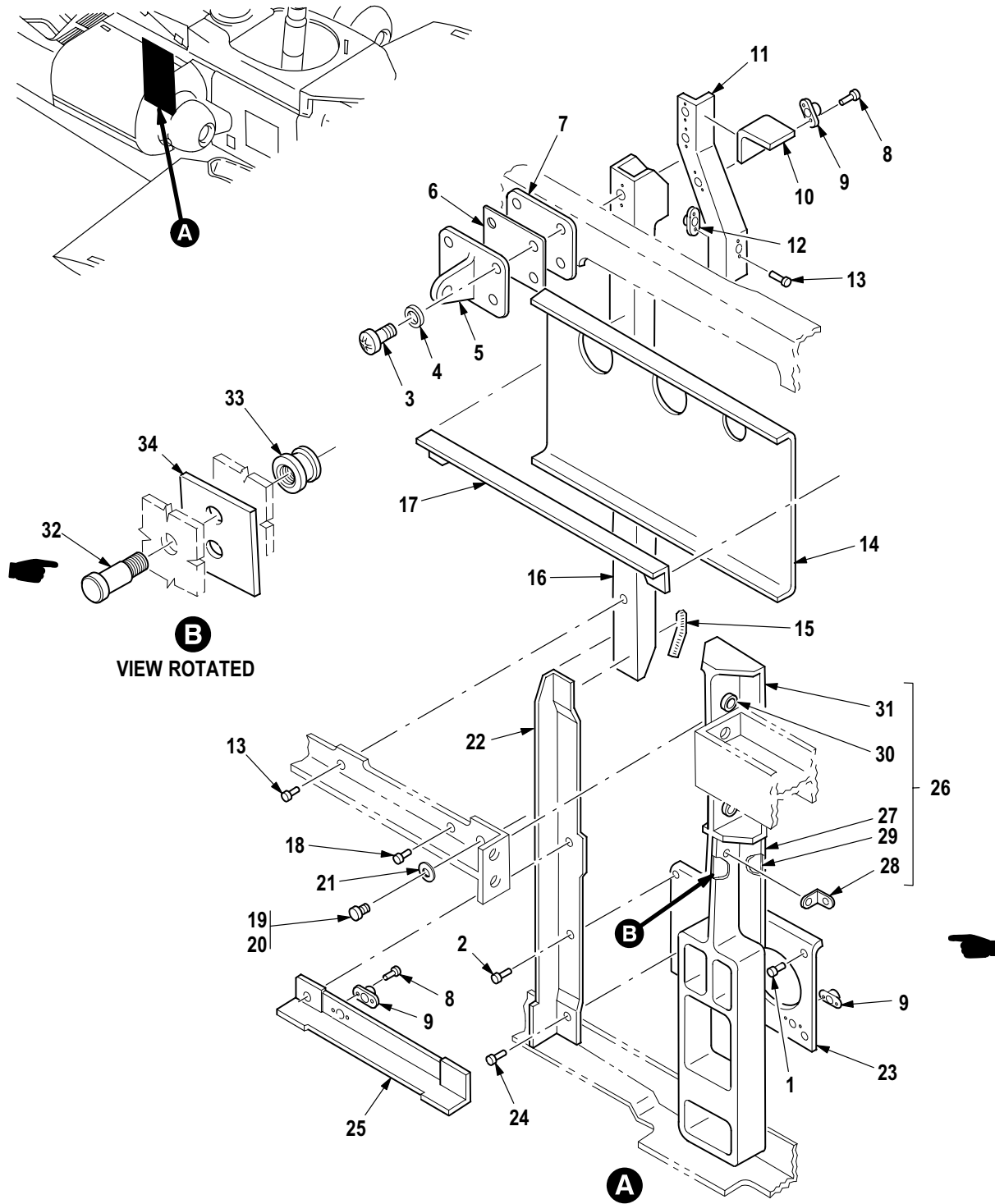


M09-1002F

Figure 184. Group 02 Firewall Assembly RH (Part 1)
7-31 1140132-2

(1) ITEM NO.	(2) SMR CODE	(3) CAGE	(4) PART NUMBER	(5) DESCRIPTION AND USABLE ON CODE (UOC)	(6) QTY
				Group 02 Airframe Fig. 184 Firewall Assembly RH (Part 1) 7-31 1140132-2 See Fig. 178 for NHA	
1	PAOZZ	96906	MS27039C1-1 1	• Screw, Machine	4
2	XAOZZ	88044	AN960C10L	• Washer, Flat	4
3	XDOZZ	02731	7-31 1140273-5	• Catch	1
4	XDOZZ	02731	7-31 1140132-163	• Shim	2
5	PAOZZ	02731	HS4545-4-4	• Rivet, Solid	8
6	PAOZZ	02731	HS4545-4-5	• Rivet, Solid	2
7	PAOZZ	02731	HS5156-3E3	• Rivet, Solid	15
8	PAOZZ	96906	MS21076L3N	• Nut, Self-Locking, Pl	18
9	XDOZZ	02731	7-31 1140132-79	• Clip	1
10	PAOZZ	02731	HS4862-5E5	• Rivet, Solid	11
11	XDOZZ	02731	7-31 1140132-85	• Angle	1
12	XDOZZ	02731	7-31 1140132-39	• Angle	1
13	XDOZZ	02731	7-31 1140132-71	• Clip	1
14	XDOZZ	02731	7-31 1140132-97	• Doubler	1
15	XDOZZ	02731	7-31 1140132-45	• Angle	1
16	XDOZZ	02731	7-31 1140132-58	• Angle	1
17	XDOZZ	02731	7-31 1140132-104	• Channel	1
18	PAOZZ	96906	MS21072L3	• Nut, Self-Locking, Pl	1
19	PAOZZ	02731	HS5435-0302	• Rivet, Blind	2
20	XDOZZ	02731	7-31 1140132-140	• Angle, Upper, Forward	1
21	XDOZZ	02731	7-31 1140132-26	• Angle	1
22	XDOZZ	02731	7-1 11260099-3	• Pan	1
23	PAOZZ	02731	HS5156-3E5	• Rivet, Solid	8
24	PAOZZ	02731	HS5156-4E4	• Rivet, Solid	5
25	XDOZZ	02731	7-31 1140132-1 11	• Doubler	1
26	PAOZZ	02731	HS5156-3E4	• Rivet, Solid	16
27	PAOZZ	96906	MS21075L4E	• Nut, Self-Locking, Pl	4
28	XDOZZ	02731	7-31 1140132-101	• Intercostal	1
29	XDOZZ	02731	7-31 1140132-99	• Doubler	1
30	PAOZZ	80205	MS21075L06N	• Nut, Self-Locking, Pl	4
31	PAOZZ	02731	HS5156-4E3	• Rivet, Solid	18
32	XDOZZ	02731	7-31 1140132-1 19	• Doubler	1
33	PAOZZ	02731	HS4862-5E6	• Rivet, Solid	1
34	XDOZZ	02731	7-31 1140132-13	• Shim, Tapered	1
35	PAOZZ	02731	HS5601-5-2	• Pin-Rivet, Threaded	21
36	PAOZZ	02731	HS5581-5	• Collar, Pin-Rivet, Th	21
37	PAOZZ	02731	HS5234-2005	• Washer, Flat	27
38	PAOZZ	02731	HS5601-5-4	• Pin-Rivet, Threaded	3
39	PAOZZ	02731	HS5581-5	• Collar, Pin-Rivet, Th	3
40	PAOZZ	02731	HS5601-5-3	• Pin-Rivet, Threaded	3
41	PAOZZ	02731	HS5581-5	• Collar, Pin-Rivet, Th	3
42	PAOZZ	73197	HL20PB-5-4	• Pin-Rivet, Threaded	1
43	PAOZZ	73197	HLT86-5	• Collar, Pin-Rivet, Th	1
44	XDOZZ	02731	7-31 1140047-4	• Fitting, Engine Mt	1
45	PAOZZ	02731	HS4862-5E7	• Rivet, Solid	2
46	XDOOO	02731	7-31 1140134-12	• Longeron Assembly	1
47	PAOZZ	96906	MS16555-660	• Pin, Straight, Headle	1
48	XDOZZ	02731	7-31 1140134-10	• Longeron	1

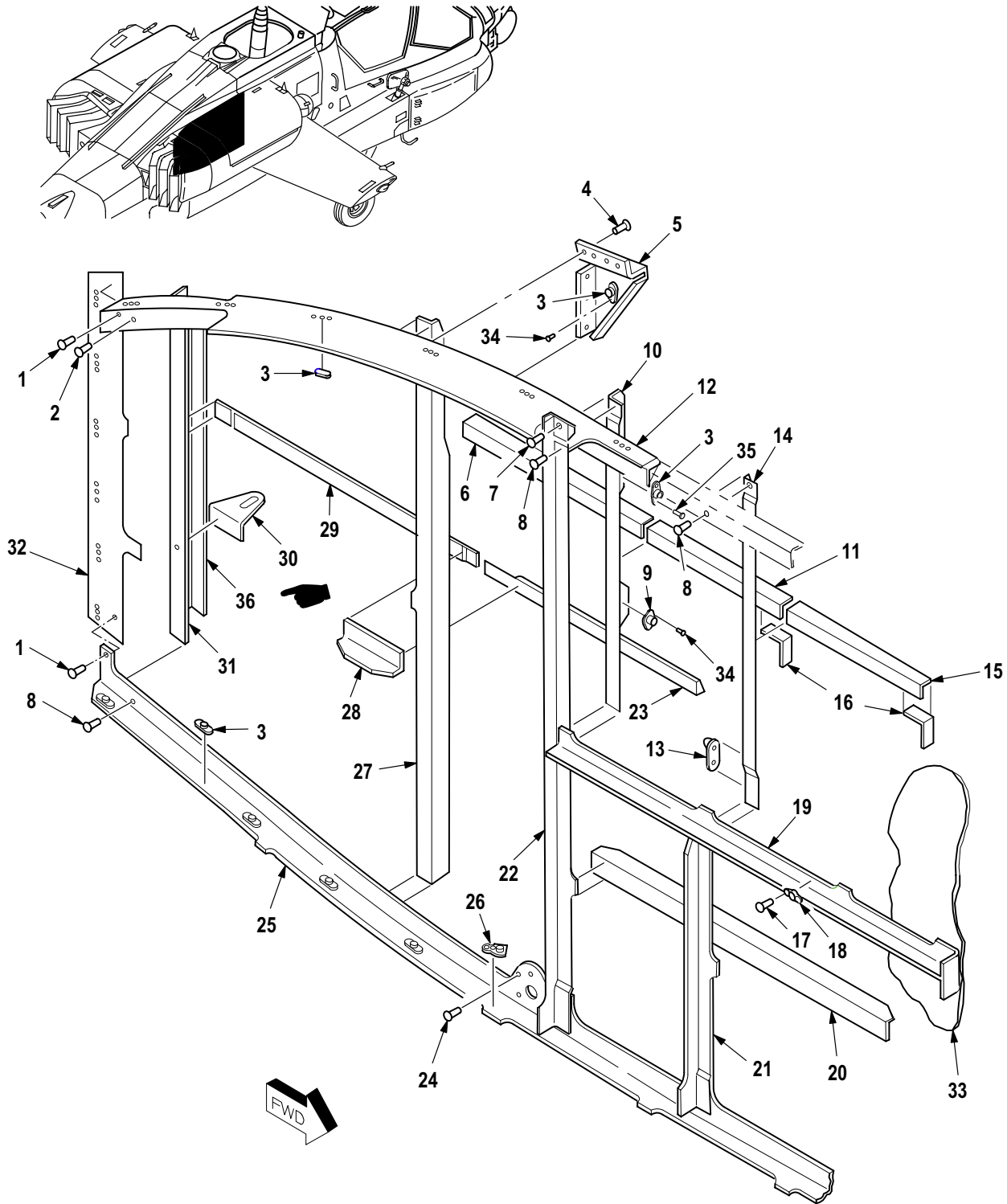
(1) ITEM NO.	(2) SMR CODE	(3) CAGE	(4) PART NUMBER	(5) DESCRIPTION AND USABLE ON CODE (UOC)	(6) QTY
49	PAOZZ	02731	HS4862-5E4	• Rivet, Solid	6
50	XDOZZ	02731	7-31 1140132-36	• Angle	1
51	XDOZZ	02731	7-31 1140132-165	• Shim	1
52	PAOZZ	02731	HS5577-5-3	• Pin-Rivet, Threaded	4
53	PAOZZ	02731	HS5577-5-6	• Pin-Rivet, Threaded	2
54	XDOZZ	02731	7-31 1140132-173	• Plate	1
55	XDOZZ	02731	7-31 1140132-167	• Shim	1
56	XDOZZ	02731	7-31 1140132-92	• Clip	1
57	XDOZZ	02731	7-31 1140132-29	• Angle	1
58	PAOZZ	02731	HS5435-0303	• Rivet, Blind	103
59	XDOZZ	02731	7-31 1140132-16	• Clip	1
60	XDOZZ	02731	7-31 1140132-32	• Angle	1
61	XDOZZ	02731	7-31 1140132-171	• Shim	1
62	XDOZZ	02731	7-31 1140132-169	• Shim	1
63	PAOZZ	02731	HS5601-8-7	• Pin-Rivet, Threaded	2
64	XDOZZ	02731	HS5581-8	• Collar, Pin-Rivet, Th	2
65	XDOZZ	02731	7-31 1140132-21	• Spacer, Plate	1
66	PAOZZ	02731	HS5601-8-4	• Pin-Rivet, Threaded	2
67	XDOZZ	02731	HS5581-8	• Collar, Pin-Rivet, Th	2
68	PAOZZ	02731	HS5234-2008	• Washer, Flat	4
69	PAOZZ	02731	HS4592-1D6-6	• Bracket, Angle	2
70	PAOZZ	02731	HS4862-4E4	• Rivet, Solid	4
71	PAOZZ	02731	HS5435-0303	• Rivet, Blind	8
END OF FIGURE					



M09-1177C

Figure 185. Group 02 Firewall Assembly RH (Part 2)
7-31 1140132-2

(1) ITEM NO.	(2) SMR CODE	(3) CAGE	(4) PART NUMBER	(5) DESCRIPTION AND USABLE ON CODE (UOC)	(6) QTY
				Group 02 Airframe Fig. 185 Firewall Assembly RH (Part 2) 7-31 1140132-2 See Fig. 178 for NHA	
1	PAOZZ	02731	HS4862-4E3	• Rivet, Solid	244
2	PAOZZ	02731	HS4862-4E4	• Rivet, Solid	123
3	PAOZZ	96906	MS27039C1-1 1	• Screw, Machine	4
4	XAOZZ	88044	AN960C10L	• Washer, Flat	4
5	XDOZZ	02731	7-31 1140273-5	• Catch	1
6	XDOZZ	02731	7-31 1140132-163	• Shim	1
7	XDOZZ	02731	7-31 1140132-95	• Doubler	1
8	PAOZZ	02731	HS5156-3E3	• Rivet, Solid	15
9	PAOZZ	96906	MS21076L3N	• Nut, Self-Locking, Pl	16
10	XDOZZ	02731	7-31 1140132-79	• Clip	1
11	XDOZZ	02731	7-31 1140132-46	• Angle	1
12	PAOZZ	80205	MS21075L3E	• Nut, Self-Locking, Pl	24
13	PAOZZ	02731	HS4862-5E5	• Rivet, Solid	10
14	XDOZZ	02731	7-31 1140132-106	• Channel	1
15	PAOZZ	96906	MS21266-1T	• Grommet, Nonmetallic	2
16	XDOZZ	02731	7-31 1140132-64	• Channel	1
17	XDOZZ	02731	7-31 1140132-108	• Angle	1
18	PAOZZ	02731	HS4862-4E6	• Rivet, Solid	2
19	PAOZZ	02731	HS5601-8-4	• Pin-Rivet, Threaded	4
20	XDOZZ	02731	HS5581-8	• Collar, Pin-Rivet, Th	4
21	PAOZZ	02731	HS5234-2008	• Washer, Flat	4
22	XDOZZ	02731	7-31 1140132-52	• Angle	1
23	XDOZZ	02731	7-31 1140132-89	• Doubler	1
24	PAOZZ	02731	HS4862-5E6	• Rivet, Solid	1
25	XDOZZ	02731	7-31 1140132-48	• Angle	1
26	XDOOO	02731	7-31 1140048-8	• Fitting Assembly	1
27	XDOZZ	02731	7-1 11260098-4	•• Fitting	1
28	XDOZZ	02731	7-1 11260234	•• Clip	1
29	XDOZZ	02731	7-31 1140048-5	•• Shim	1
30	PAOZZ	02731	HS4609-1505	•• Bearing, Plain, Spher	2
31	PAOZZ	02731	7-1 11260097-2	•• Fitting, Structural C	1
32	PAOZZ	02731	HS5602-5-4	•• Pin-Rivet, Threaded	2
33	PAOZZ	02731	HS5581-5	•• Collar, Pin-Rivet, Th	2
34	XDOZZ	02731	7-31 1140048-9	•• Shim	1
END OF FIGURE					



M09-1003B

Figure 186. Group 02 Firewall Assembly RH (Part 3)
7-31 1140132-2

(1) ITEM NO.	(2) SMR CODE	(3) CAGE	(4) PART NUMBER	(5) DESCRIPTION AND USABLE ON CODE (UOC)	(6) QTY
				Group 02 Airframe Fig. 186 Firewall Assembly RH (Part 3) 7-31 1140132-2 See Fig. 178 for NHA	
1	PAOZZ	02731	HS4862-5E5	• Rivet, Solid	10
2	PAOZZ	02731	HS4862-4E3	• Rivet, Solid	244
3	PAOZZ	80205	MS21075L3E	• Nut, Self-Locking, PI	25
4	PAOZZ	02731	HS4862-4E5	• Rivet, Solid	5
5	XDOZZ	02731	7-31 1140132-127	• Bracket	1
6	XDOZZ	02731	7-31 1140132-155	• Angle Assy	1
7	PAOZZ	02731	HS4862-5E6	• Rivet, Solid	1
8	PAOZZ	02731	HS4862-4E4	• Rivet, Solid	123
9	PAOZZ	02731	HS4430-1	• Receptacle, Turnlock	3
10	XDOZZ	02731	7-31 1140132-62	• Angle	1
11	XDOZZ	02731	7-31 1140132-151	• Angle Assy	1
12	XDOZZ	02731	7-31 1140132-138	• Tee, Upper	1
13	XDOZZ	02731	7-31 1140132-117	• Bracket	1
14	XDOZZ	02731	7-31 1140132-28	• Angle	1
15	XDOZZ	02731	7-31 1140132-149	• Angle Assy	1
16	XDOZZ	02731	7-31 1140132-73	• Clip	2
17	PAOZZ	02731	HS5156-3E4	• Rivet, Solid	10
18	PAOZZ	96906	MS21076L3N	• Nut, Self-Locking, PI	16
19	XDOZZ	02731	7-31 1140135-3	• Longeron	1
20	XDOZZ	02731	7-31 1140132-33	• Angle	1
21	XDOZZ	02731	7-31 1140132-20	• Angle	1
22	XDOZZ	02731	7-31 1140132-18	• Angle	1
23	XDOZZ	02731	7-31 1140132-43	• Angle	1
24	PAOZZ	02731	HS4862-5E4	• Rivet, Solid	6
25	XDOZZ	02731	7-31 1140132-178	• Angle, Lower	1
26	PAOZZ	96906	MS21061L3	• Nut, Self-Locking, PI	1
27	XDOZZ	02731	7-31 1140132-153	• Angle Assy	1
28	XDOZZ	02731	7-31 1140132-49	• Angle	1
29	XDOZZ	02731	7-31 1140132-42	• Angle	1
30	MFOZZ	02731	7-31 1140132-93	• Bracket	1
31	XDOZZ	02731	7-31 1140132-60	• Angle	1
32	XDOZZ	02731	7-31 1140132-110	• Doubler	1
33	XDOZZ	02731	7-31 1140132-4	• Web	1
34	PAOZZ	02731	HS5435-0303	• Rivet, Blind	2
35	PAOZZ	02731	HS5435-0304	• Rivet, Blind	6
36	XDOZZ	02731	7-31 1140132-179	• Angle	1
END OF FIGURE					

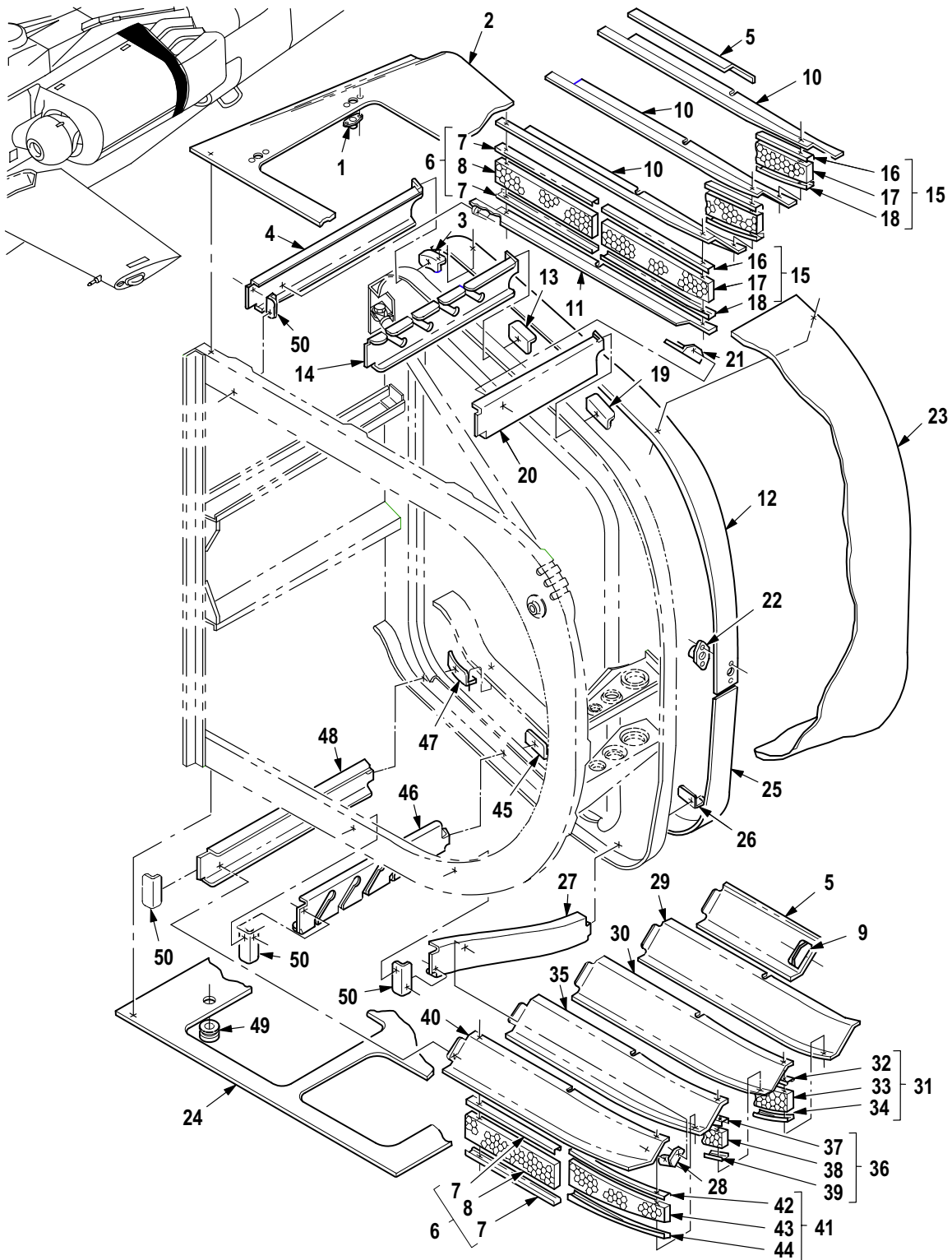
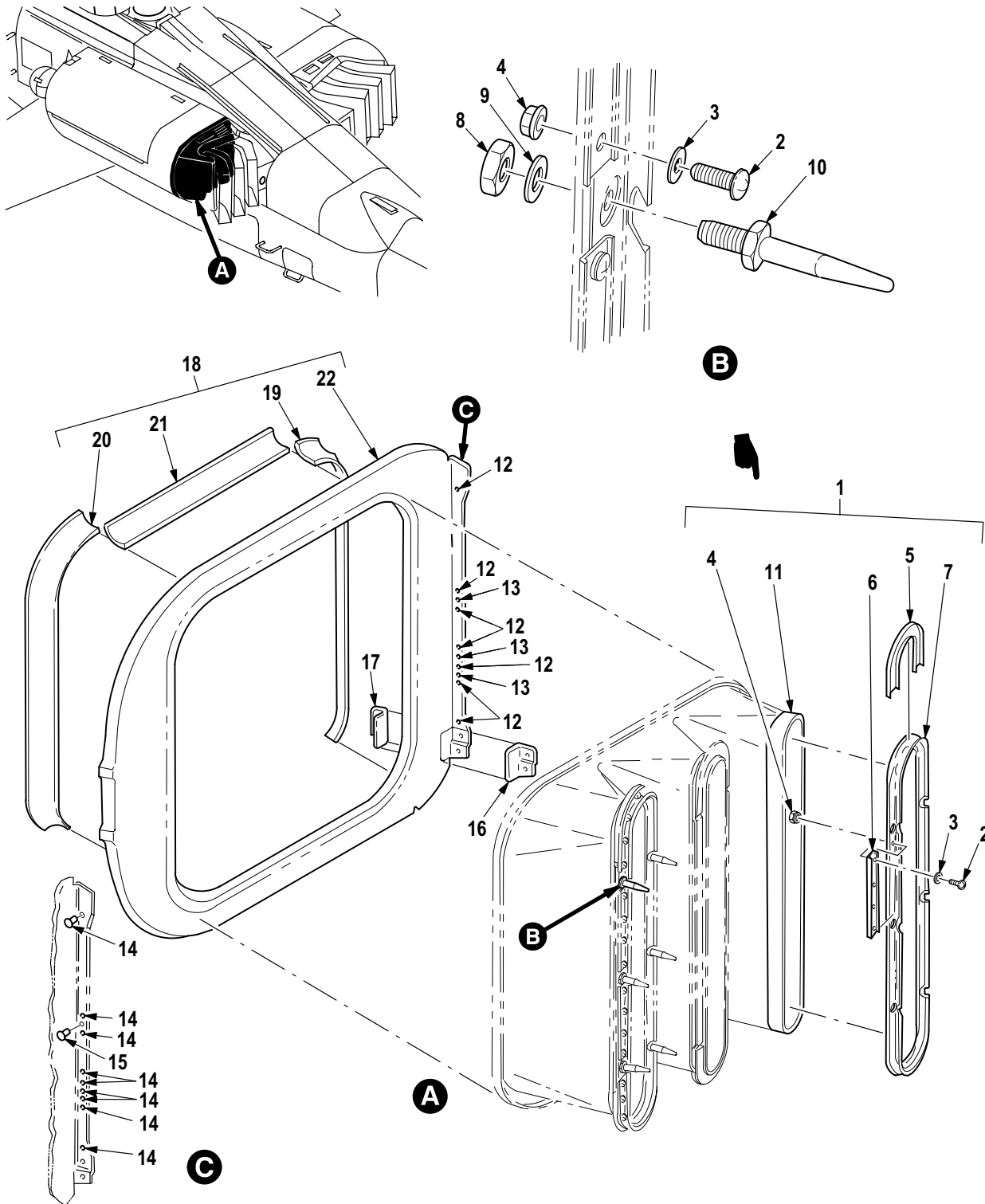


Figure 187. Group 02 Skin and Louver Installation, Nacelle
 7-31 1140180-1 LH
 7-31 1140180-2 RH

(1) ITEM NO.	(2) SMR CODE	(3) CAGE	(4) PART NUMBER	(5) DESCRIPTION AND USABLE ON CODE (UOC)	(6) QTY
				Group 02 Airframe Fig. 187 Skin and Louver Installation, Nacelle 7-31 1140180-1 LH 7-31 1140180-2 RH See Fig. 179 for NHA	
1	PAOZZ	02731	HS4430-1	• Receptacle, Turnlock	4
2	XDOZZ	02731	7-31 1140180-3	• Skin LH	1
2	XDOZZ	02731	7-31 1140180-4	• Skin RH	1
3	XDOZZ	02731	7-31 1140180-103	• Clip LH	1
3	XDOZZ	02731	7-31 1140180-104	• Clip RH	1
4	XDOZZ	02731	7-31 1140180-9	• Intercostal	1
5	XDOZZ	02731	7-31 1140180-23	• Vane	2
6	XDOOO	02731	7-31 1140180-83	• Shield Assembly	8
7	XDOZZ	02731	7-31 1140180-65	• Channel, Upper	2
8	XAOZZ	02731	7-31 1140180-57	• Core	1
9	XDOZZ	02731	7-31 1140180-25	• Clip	2
10	XDOZZ	02731	7-31 1140180-97	• Vane LH	3
10	XDOZZ	02731	7-31 1140180-98	• Vane RH	3
11	XDOZZ	02731	7-31 1140180-100	• Vane RH	1
11	XDOZZ	02731	7-31 1140180-99	• Vane LH	1
12	XDOZZ	02731	7-31 1140180-29	• Splice LH	1
12	XDOZZ	02731	7-31 1140180-30	• Splice RH	1
13	XAOZZ	02731	7-31 1140180-37	• Angle	1
14	XDOZZ	02731	7-31 1140180-80	• Intercostal	1
15	PAOOO	02731	7-31 1140180-91	• Shield Assy LH	3
15	XDOOO	02731	7-31 1140180-92	• Shield Assembly RH	3
16	XDOZZ	02731	7-31 1140180-95	• Channel LH	1
16	XDOZZ	02731	7-31 1140180-96	• Channel RH	1
17	XAOZZ	02731	7-31 1140180-93	• Core LH	1
17	XAOZZ	02731	7-31 1140180-94	• Core RH	1
18	XDOZZ	02731	7-31 1140180-101	• Channel LH	1
18	XDOZZ	02731	7-31 1140180-102	• Channel RH	1
19	XDOZZ	02731	7-31 1140180-41	• Angle LH	1
19	XDOZZ	02731	7-31 1140180-42	• Angle RH	1
20	XDOZZ	02731	7-31 1140180-31	• Intercostal LH	1
20	XDOZZ	02731	7-31 1140180-32	• Intercostal RH	1
21	XDOZZ	02731	7-31 1140180-105	• Clip	4
22	PAOZZ	80205	MS21075L3E	• Nut, Self-Locking, PI	23
23	XDOZZ	02731	7-31 1140180-5	• Skin LH	1
23	XDOZZ	02731	7-31 1140180-6	• Skin RH	1
24	XDOZZ	02731	7-31 1140180-7	• Skin LH	1
24	XDOZZ	02731	7-31 1140180-8	• Skin RH	1
25	XDOZZ	02731	7-31 1140180-47	• Splice LH	1
25	XDOZZ	02731	7-31 1140180-48	• Splice RH	1
26	XDOZZ	02731	7-31 1140180-43	• Angle LH	1
26	XDOZZ	02731	7-31 1140180-44	• Angle RH	1
27	XDOZZ	02731	7-31 1140180-13	• Intercostal LH	1
27	XDOZZ	02731	7-31 1140180-14	• Intercostal RH	1
28	XDOZZ	02731	7-31 1140180-81	• Clip LH	4
28	XDOZZ	02731	7-31 1140180-82	• Clip RH	4
29	XDOZZ	02731	7-31 1140180-55	• Vane LH	1
29	XDOZZ	02731	7-31 1140180-56	• Vane RH	1

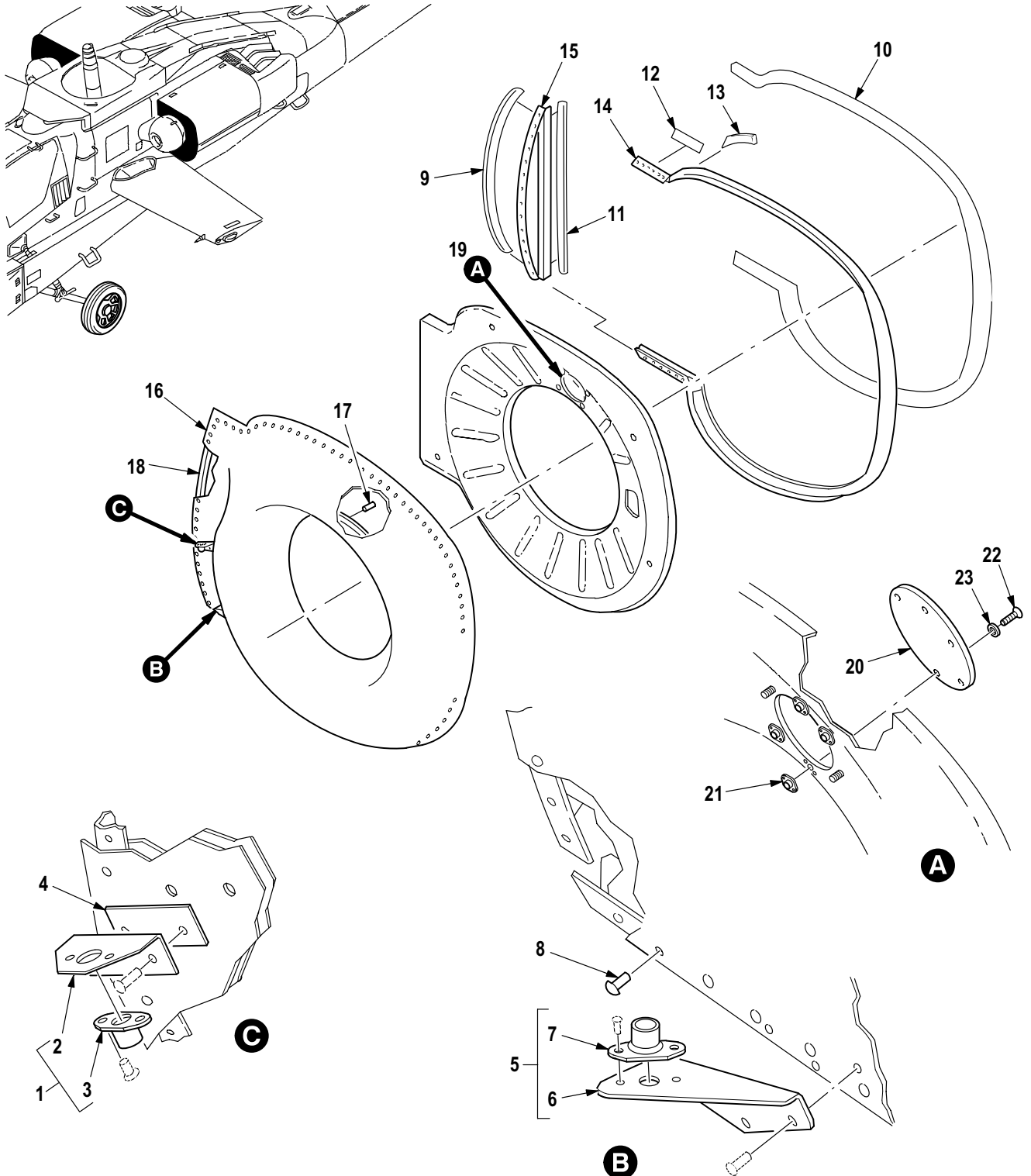
(1) ITEM NO.	(2) SMR CODE	(3) CAGE	(4) PART NUMBER	(5) DESCRIPTION AND USABLE ON CODE (UOC)	(6) QTY
30	XDOZZ	02731	7-31 1140180-53	• Vane LH	1
30	XDOZZ	02731	7-31 1140180-54	• Vane RH	1
31	XDOOO	02731	7-31 1140180-89	• Shield Assembly LH	1
31	XDOOO	02731	7-31 1140180-90	• Shield Assembly RH	1
32	XDOZZ	02731	7-31 1140180-75	•• Channel, Upper LH	1
32	XDOZZ	02731	7-31 1140180-76	•• Channel, Upper RH	1
33	XAOZZ	02731	7-31 1140180-63	•• Core LH	1
33	XAOZZ	02731	7-31 1140180-64	•• Core RH	1
34	XDOZZ	02731	7-31 1140180-77	•• Channel, Upper LH	1
34	XDOZZ	02731	7-31 1140180-78	•• Channel, Upper RH	1
35	XDOZZ	02731	7-31 1140180-51	• Vane LH	1
35	XDOZZ	02731	7-31 1140180-52	• Vane RH	1
36	XDOOO	02731	7-31 1140180-87	• Shield Assembly LH	1
36	XDOOO	02731	7-31 1140180-88	• Shield Assembly RH	1
37	XDOZZ	02731	7-31 1140180-71	•• Channel, Upper LH	1
37	XDOZZ	02731	7-31 1140180-72	•• Channel, Upper RH	1
38	XAOZZ	02731	7-31 1140180-61	•• Core LH	1
38	XAOZZ	02731	7-31 1140180-62	•• Core RH	1
39	XDOZZ	02731	7-31 1140180-73	•• Channel, Lower LH	1
39	XDOZZ	02731	7-31 1140180-74	•• Channel, Lower RH	1
40	XDOZZ	02731	7-31 1140180-49	• Vane LH	1
40	XDOZZ	02731	7-31 1140180-50	• Vane RH	1
41	XDOOO	02731	7-31 1140180-85	• Shield Assembly LH	1
41	XDOOO	02731	7-31 1140180-86	• Shield Assembly RH	1
42	XDOZZ	02731	7-31 1140180-67	•• Channel, Upper LH	1
42	XDOZZ	02731	7-31 1140180-68	•• Channel, Upper RH	1
43	XAOZZ	02731	7-31 1140180-59	•• Core LH	1
43	XAOZZ	02731	7-31 1140180-60	•• Core RH	1
44	XDOZZ	02731	7-31 1140180-69	•• Channel, Lower LH	1
44	XDOZZ	02731	7-31 1140180-70	•• Channel, Lower RH	1
45	XDOZZ	02731	7-31 1140180-45	• Angle	1
46	XDOZZ	02731	7-31 1140180-79	• Intercostal	1
47	XDOZZ	02731	7-31 1140180-39	• Angle RH	1
47	XDOZZ	02731	7-31 1140180-40	• Angle LH	1
48	XDOZZ	02731	7-31 1140180-10	• Intercostal	1
49	PAOZZ	96906	MS35489-6	• Grommet, Nonmetallic (U/O P/N 7-311140180-2)	1
50	XDOZZ	02731	7-31 1140180-27	• Clip	6
END OF FIGURE					



M09-1005E

Figure 188. Group 02 Frame Installation, Canted Nacelle
 7-31 1140181-1 LH
 7-31 1140181-2 RH

(1) ITEM NO.	(2) SMR CODE	(3) CAGE	(4) PART NUMBER	(5) DESCRIPTION AND USABLE ON CODE (UOC)	(6) QTY
				Group 02 Airframe Fig. 188 Frame Installation, Canted Nacelle 7-31 1140181-1 LH 7-31 1140181-2 RH See Fig. 179 for NHA	
1	XDOOO	02731	7-31 1632201	• Support Assembly	1
2	PAOZZ	96906	MS35206-231	•• Screw, Machine	102
3	PAOZZ	88044	AN960-6L	•• Washer, Flat	204
4	PAOZZ	80205	MS21042L06	•• Nut, Self-Locking, Ex	102
5	XDOZZ	02731	7-31 1632221	•• Retainer	6
6	XDOZZ	02731	7-31 1632203	•• Retainer	12
7	PAOZZ	02731	7-31 1632202	•• Seal, Nozzle, IRS, Sec	3
8	PAOZZ	80205	MS21042L4	•• Nut, Self-Locking, Ex	18
9	PAOZZ	88044	AN960-416L	•• Washer, Flat	18
10	PAOZZ	02731	7-31 1632204-3	•• Pin, Tapered, Threaded	18
11	XDOZZ	02731	7-31 1632205	•• Support Assembly	1
12	PAOZZ	02731	HS4862-4E4	• Rivet, Solid (U/O P/N 7-311140181-1)	29
13	PAOZZ	02731	HS4862-4E5	• Rivet, Solid (U/O P/N 7-311140181-1)	3
14	PAOZZ	02731	HS4862-4E4	• Rivet, Solid (U/O P/N 7-311140181-2)	31
15	PAOZZ	02731	HS4862-4E5	• Rivet, Solid (U/O P/N 7-311140181-2)	1
16	XDOZZ	02731	7-31 1140181-10	• Clip RH	1
16	XDOZZ	02731	7-31 1140181-9	• Clip LH	1
17	XDOZZ	02731	7-31 1140181-7	• Clip LH	1
17	XDOZZ	02731	7-31 1140181-8	• Clip RH	1
18	XDOOO	02731	7-31 1140181-3	• Frame Assembly LH	1
18	XDOOO	02731	7-31 1140181-4	• Frame Assembly RH	1
19	XDOZZ	02731	7-31 1140181-17	•• Lip LH	1
19	XDOZZ	02731	7-31 1140181-18	•• Lip RH	1
20	XDOZZ	02731	7-31 1140181-19	•• Lip LH	1
20	XDOZZ	02731	7-31 1140181-20	•• Lip RH	1
21	XDOZZ	02731	7-31 1140181-21	•• Lip	1
22	PAOZZ	02731	7-31 1140181-5	•• Frame, Aircraft LH	1
22	PAOZZ	02731	7-31 1140181-6	•• Frame, Aircraft RH	1
END OF FIGURE					



M09-684E

Figure 189. Group 02 Air Inlet Assembly
7-31 1140160-39 LH
7-31 1140160-40 RH

(1) ITEM NO.	(2) SMR CODE	(3) CAGE	(4) PART NUMBER	(5) DESCRIPTION AND USABLE ON CODE (UOC)	(6) QTY
				Group 02 Airframe Fig. 189 Air Inlet Assembly 7-31 1140160-39 LH 7-31 1140160-40 RH See Fig. 259 for NHA	
1	AOOOO	02731	7-1 11260243	• Clip Assy, Mounting	1
2	MOOZZ	02731	7-1 11260243-3	•• Clip	1
3	PAOZZ	02731	HS4495-1	•• Receptacle, Turnlock	1
4	MFOZZ	02731	7-31 1140160-9	• Shim	1
5	AOOOO	02731	7-31 1140160-19	• Clip Assy, Nacelle LH	1
5	AOOOO	02731	7-31 1140160-20	• Clip Assy, Nacelle RH	1
6	MOOZZ	02731	7-31 1140160-21	•• Clip LH	1
6	MOOZZ	02731	7-31 1140160-22	•• Clip RH	1
7	PAOZZ	02731	HS4495-1	•• Receptacle, Turnlock	1
8	PAOZZ	02731	HS4464-4-2	• Rivet, Blind	23
9	MOOZZ	02731	7-31 1140160-15	• Seal, Nonmetallic SP	1
10	MOOZZ	02731	7-31 1140160-13	• Seal, Nonmetallic SP	1
11	MOOZZ	02731	7-31 1140160-17	• Seal, Nonmetallic SP	1
12	MOOZZ	02731	7-31 1140160-24	• Seal	1
13	MOOZZ	02731	7-31 1140160-26	• Seal	1
14	XAOZZ	02731	7-1 11260005-1	• Angle Assy LH	1
14	XAOZZ	02731	7-1 11260005-2	• Angle Assy RH	1
15	XAOZZ	02731	7-1 11260007-1	• Frame, Inboard LH	1
15	XAOZZ	02731	7-1 11260007-2	• Frame, Inboard RH	1
16	XDOZZ	02731	7-31 1140160-3	• Filler	1
17	PAOZZ	02731	7-31 1140160-1 1	• Pin, Straight, Headle	1
18	XDOZZ	02731	7-31 1140160-27	• Filler	1
19	XAOOO	02731	7-1 11260036-2	• Bulkhead Assy RH	1
20	PAOZZ	02731	7-1 11260036-5	•• Door, Fuselage	1
21	PAOZZ	96906	MS21076L3N	•• Nut, Self-Locking, PI	9
22	PAOZZ	80205	NAS623-3-2	•• Screw, Machine	6
23	PAOZZ	59875	TX90790-34	•• Washer, Flat	6
END OF FIGURE					

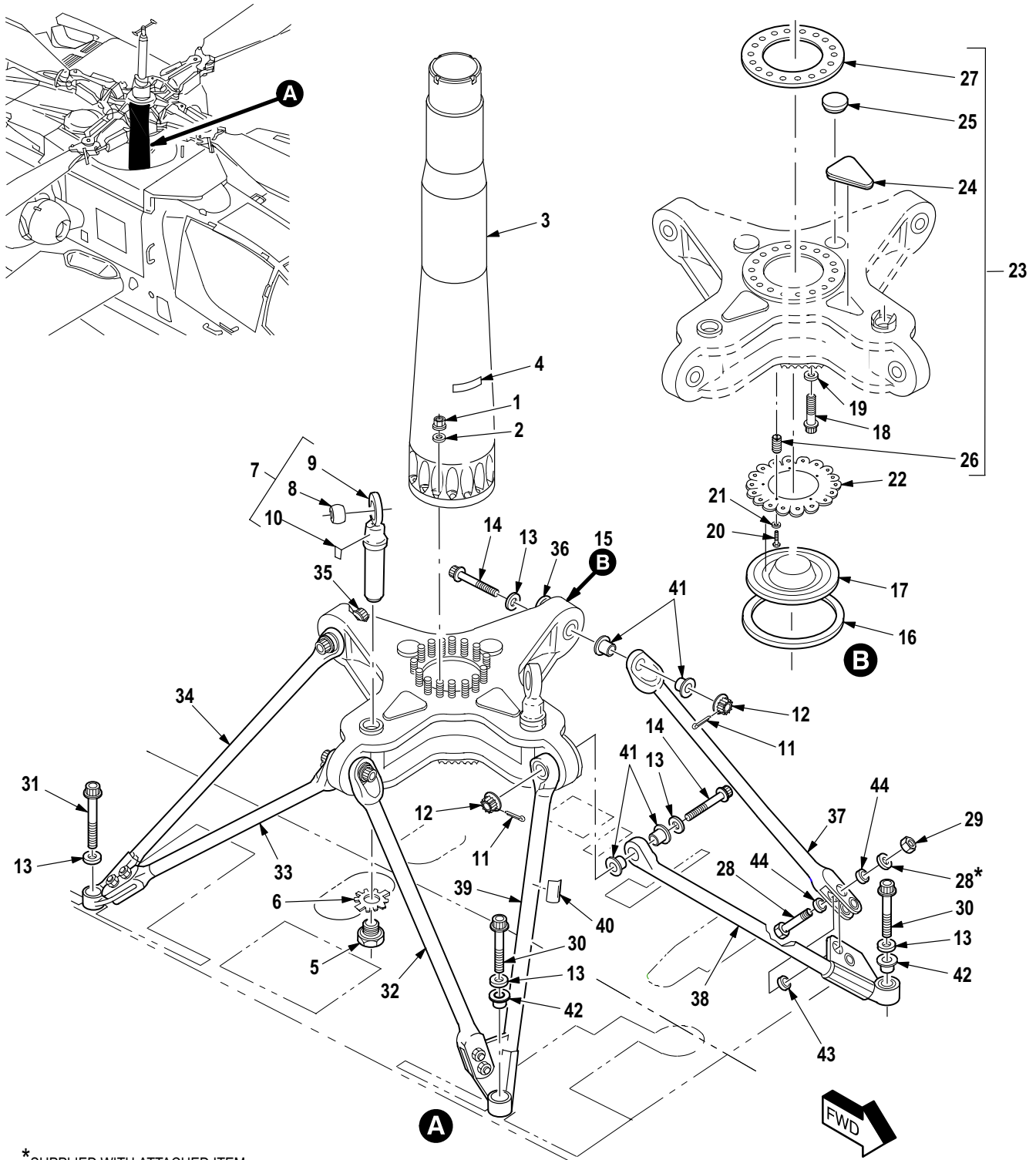
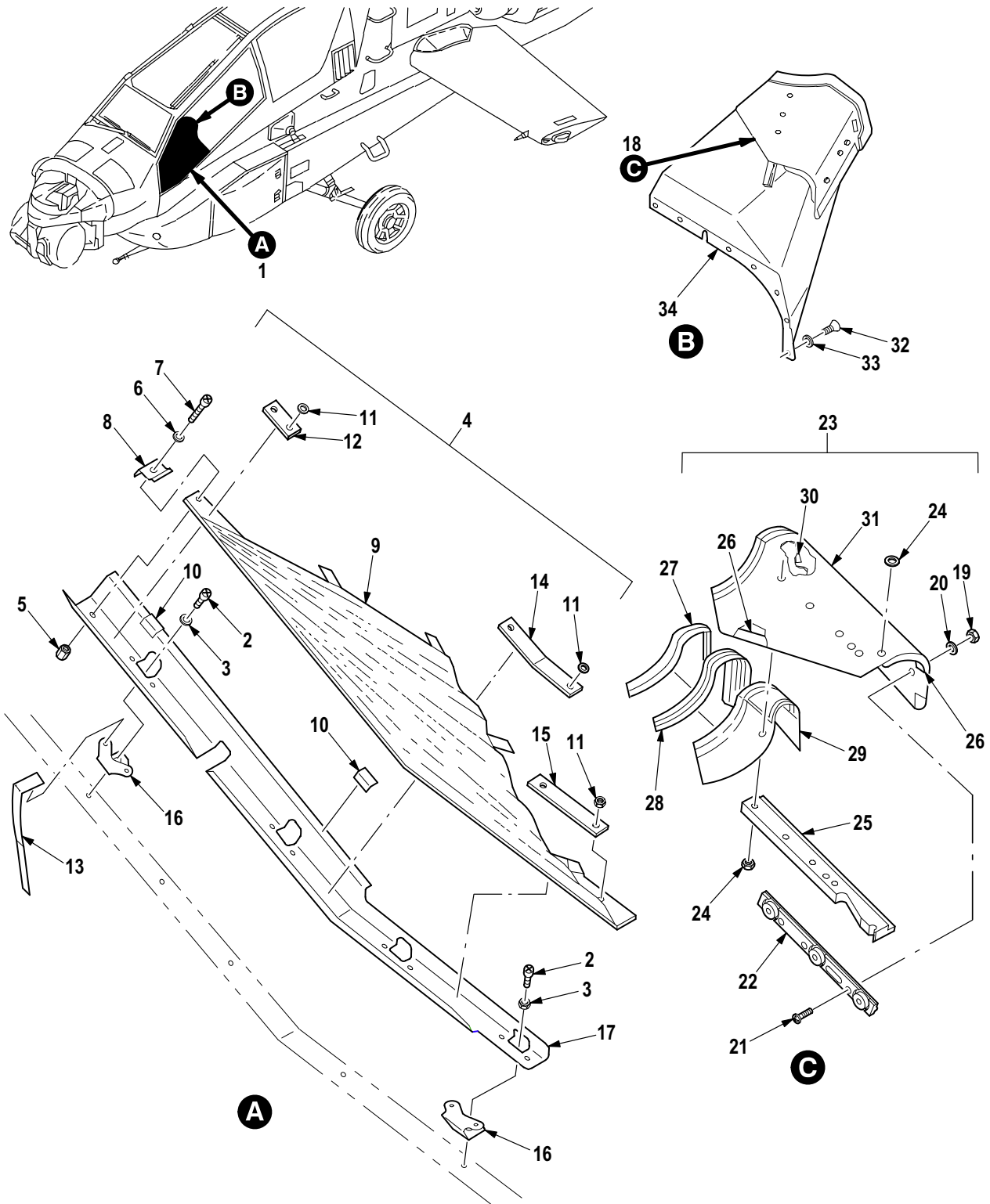


Figure 190. Group 02 Support Installation, Rotor 7-31 1160005

(1) ITEM NO.	(2) SMR CODE	(3) CAGE	(4) PART NUMBER	(5) DESCRIPTION AND USABLE ON CODE (UOC)	(6) QTY
				Group 02 Airframe Fig. 190 Support Installation, Rotor 7-31 1160005	
1	PAOZZ	02731	HS4133V8	• Nut, Self-Locking	18
2	PAOZZ	02731	HS4742-8C196	• Washer, Preload Indi	18
3	PBOZZ	02731	7-31 1160020-5	• Mast, Main Rotor Sup	1
4	XDOZZ	02731	HS5399-0001	•• Plate, Ident	1
5	PAOZZ	02731	7-31 1160044-3	• Bolt, Mixer Support	2
6	PAOZZ	02731	7-21 1160036	• Washer, Keyway	2
7	PAOFF	02731	7-21 1160040-7	• Bearing Unit, Plain	2
8	XAFZZ	02731	7-21 1160041	•• Bearing, Plain, Spher	1
9	XAFZZ	02731	7-31 1160043-3	•• Support, Structural	1
10	XDFZZ	02731	HS4951-1	•• Plate, Identificati	1
11	PAOZZ	80205	MS24665-355	• Pin, Cotter	4
12	PAOZZ	02731	7-31 1160053-1	• Nut, Plain, Assembled	4
13	PAOZZ	96906	MS21206C12	• Washer, Recessed	8
14	PAOZZ	02731	HS4243V12D82	• Bolt, Machine	4
15	AFOFF	02731	7-31 1160010-3	• Base, Rotor Support	1
16	PAFZZ	02731	7-1 11240073-3	•• Ring, Retaining	1
17	PAFZZ	02731	7-1 11240072	•• Retainer, Oil Seal	1
18	PAFZZ	02731	HS5482-8-26	•• Bolt, Shear	18
19	PAFZZ	96906	MS21206C8	•• Washer, Recessed	18
20	PAFZZ	88044	AN502-416-12	•• Screw, Machine	6
21	PAFZZ	88044	AN960PD416	•• Washer, Flat	6
22	PAFZZ	02731	7-21 1160037	•• Retainer, Nut and Bo	1
23	PAODD	02731	7-31 1160030-7	•• Base, Mast Support	1
24	MFOZZ	02731	7-31 1160030-5	••• Cover	2
25	MFOZZ	02731	7-31 1160030-3	••• Cover	2
26	PAFZZ	96906	MS51830A202L	••• Insert, Screw Thread	6
27	PAFZZ	02731	7-21 1160033	• Spacer, Plate	1
28	PAOOO	02731	HS4168-4	• Bolt, Adjustable Fit	8
29	PAOZZ	96906	MS21044N9	•• Nut, Self-Locking, He	1
30	PAOZZ	02731	HS4243V12H62	• Bolt, Shear	2
31	PAOZZ	02731	HS4243V12H34	• Bolt, Shear	2
32	PAOFF	02731	7-31 1160060-2	• Strut Assy, Rotor Su	1
33	PAOFF	02731	7-31 1160070-2	• Strut Assy, Rotor S	1
34	PAOFF	02731	7-31 1160085-2	• Strut Assy, Rotor Su	1
35	PAOFF	02731	7-31 1160085-1	• Strut Assy, Rotor Su	1
36	PAOFF	02731	7-31 1160070-1	• Strut Assy, Rotor Su	1
37	PAOFF	02731	7-31 1160060-1	• Strut Assy, Rotor Su	1
38	PAOFF	02731	7-31 1160055-1	• Strut Assy, Rotor Su	1
39	PAOFF	02731	7-31 1160055-2	• Strut Assy, Rotor Su	1
40	XDOZZ	02731	HS4951-1	•• Plate, Identificati	1
41	PAFZZ	02731	HS4173B12P0.67	•• Bushing, Sleeve	1
42	PAFZZ	02731	7-21 1160047	•• Bushing, Sleeve (U/O P/N 7-311160055-1, 7-311160055-2)	1
43	PAFZZ	80205	NAS76A12-022P	•• Bushing, Sleeve (U/O P/N 7-311160055-1, 7-311160055-2)	1
44	PAFZZ	80205	NAS76A12-020P	•• Bushing, Sleeve (U/O P/N 7-311160060-1, 7-311160060-2)	1

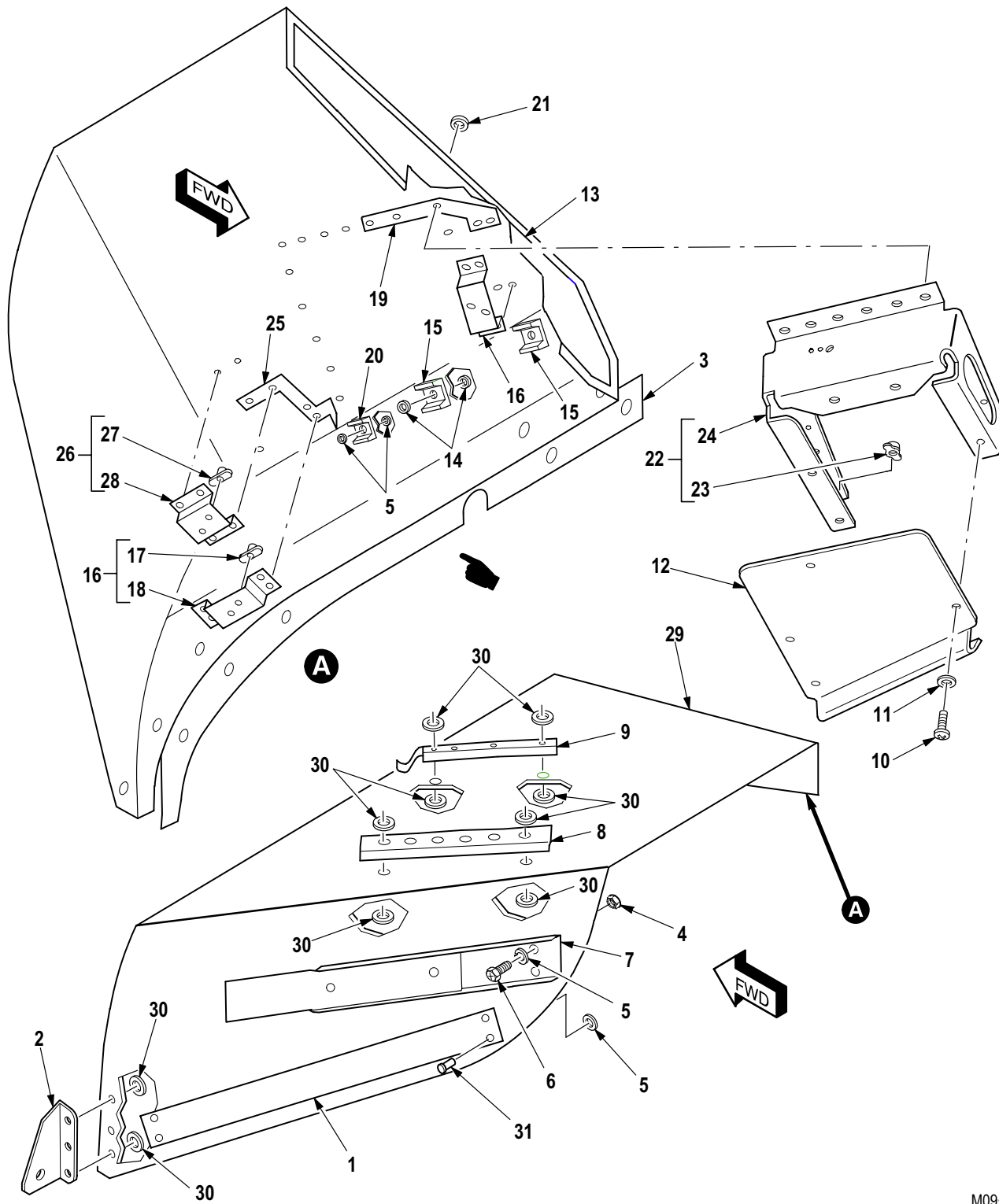
END OF FIGURE



M09-931F

Figure 191. Group 02 Glareshield Installation, Forward LH (Curtain and Extension)
7-31 1171140

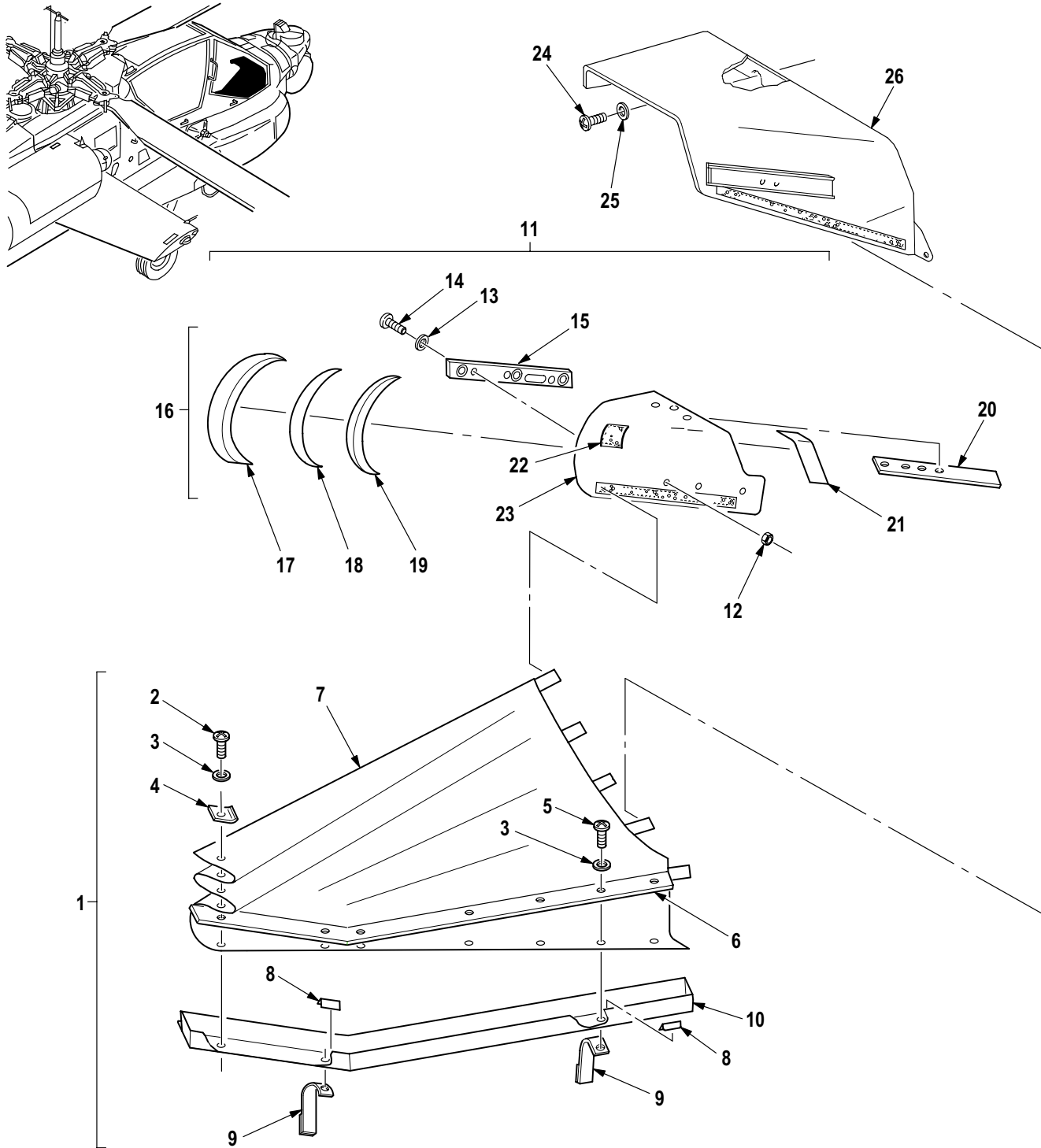
(1) ITEM NO.	(2) SMR CODE	(3) CAGE	(4) PART NUMBER	(5) DESCRIPTION AND USABLE ON CODE (UOC)	(6) QTY
				Group 02 Airframe Fig. 191 Glareshield Installation, Forward LH (Curtain and Extension) 7-31 1171140	
1	XCOOO	02731	7-31 1171165-1	• Curtain Instl	1
2	PAOZZ	80205	NAS623-3-3	•• Screw, Machine	4
3	PAOZZ	88044	AN960JD10	•• Washer, Flat	4
4	XDOOO	02731	7-31 1171165-1 1	•• Curtain Tray Assy	1
5	PAOZZ	80205	MS21042-3	••• Nut, Self-Locking, Ex	1
6	PAOZZ	88044	AN960JD10	••• Washer, Flat	1
7	XDOZA	80205	NAS623-3-17	••• Screw, Machine	1
8	XDOZZ	02731	7-31 1171168-21	••• Clip	1
9	PAOZZ	02731	7-31 1171160-19	••• Curtain Assembly	1
10	XDOZZ	02731	7-31 1171165-9	••• Tape, Hook	2
11	PAOZZ	88044	AN960JD4L	••• Washer, Flat	5
12	XDOZZ	02731	7-31 1171168-37	••• Strip	1
13	PAOZZ	02731	7-31 1171165-3	••• Strap Assy, Curtain	2
14	XDOZZ	02731	7-31 1171168-13	••• Strip	1
15	XDOZZ	02731	7-31 1171168-1 1	••• Strip	1
16	XDOZZ	02731	7-31 1171168-5	••• Clip	4
17	PAOZZ	02731	7-31 1171161-13	••• Tray, Curtain	1
18	XDOOO	02731	7-31 1171147-43	• Extension Assy, LH	1
19	PAOZZ	80205	MS21042-06	•• Nut, Self-Locking, Ex	2
20	PAOZZ	88044	AN960JD6L	•• Washer, Flat	3
21	PAOZZ	80205	HS4717-632-7B	•• Screw, Machine	3
22	PAOZZ	02731	7-31 1171172	•• Track, Glare Shield	3
23	PAOZZ	02731	7-31 1171147-47	•• Shield Assembly	1
24	PAOZZ	88044	AN960JD3L	••• Washer, Flat	1
25	XDOZZ	02731	7-31 1171155-17	••• Guide	10
26	MOOZZ	02731	7-31 1171147-55	••• Felt	1
27	MOOZZ	02731	7-31 1171147-19	••• Bumper	1
28	XDOZZ	02731	7-31 1171147-15	••• Filler	1
29	XDOZZ	02731	7-31 1171147-1 1	••• Retainer	1
30	MOOZZ	02731	7-31 1171147-41	••• Tape, Hook	1
31	XDOZZ	02731	7-31 1171147-51	••• Shield	1
32	PAOZZ	80205	NAS623-3-3	• Screw, Machine	8
33	PAOZZ	88044	AN960JD10L	• Washer, Flat	8
34	PAOOO	02731	7-31 1171141-87	• Glareshield Assembl LH (See Fig. 192 for Breakdown) . . .	1
END OF FIGURE					



M09-932G

Figure 192. Group 02 Glareshield Assembly, Forward Fixed LH
7-311171141-87

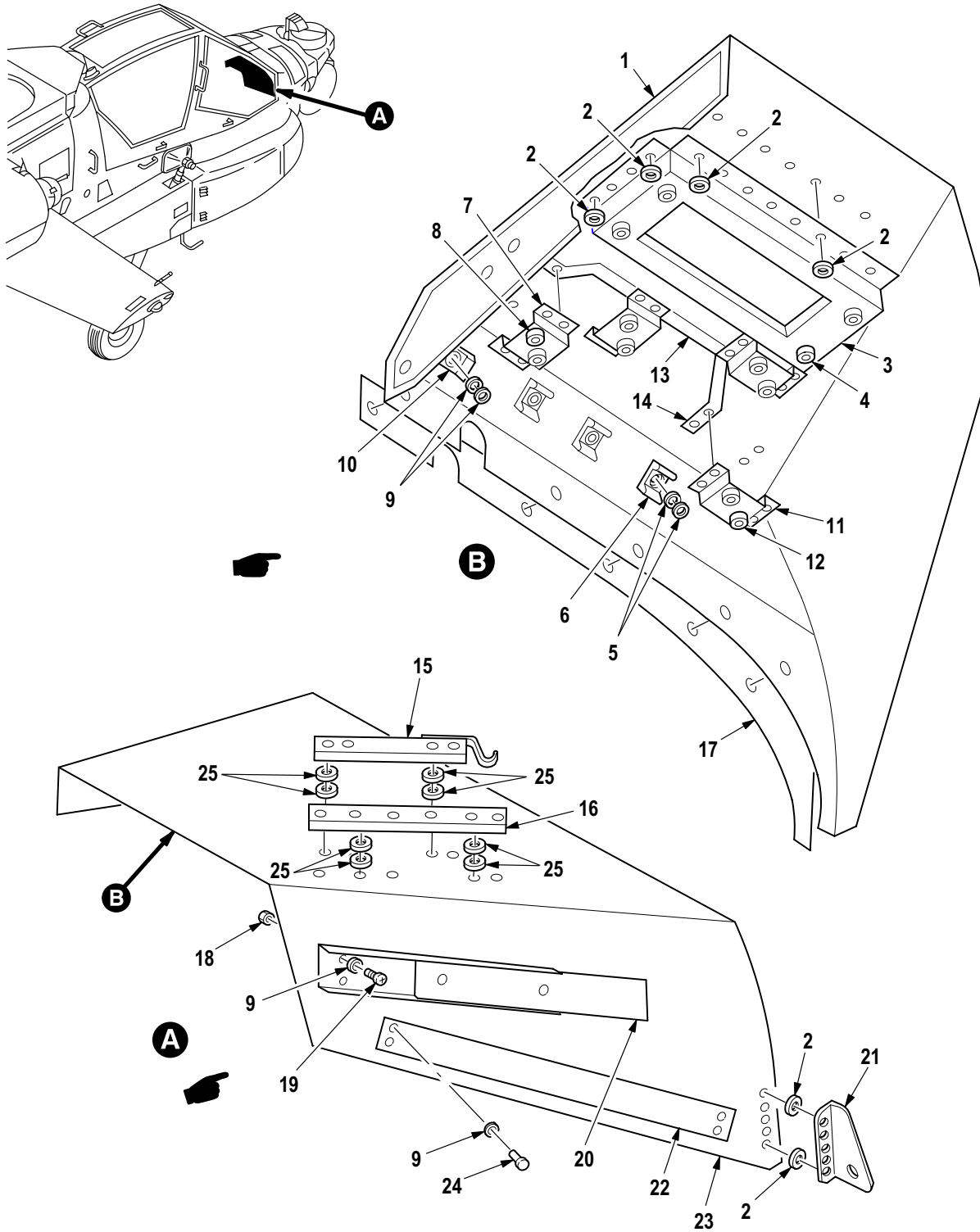
(1) ITEM NO.	(2) SMR CODE	(3) CAGE	(4) PART NUMBER	(5) DESCRIPTION AND USABLE ON CODE (UOC)	(6) QTY
				Group 02 Airframe Fig. 192 Glareshield Assembly, Forward Fixed LH 7-31 1171141-87 See Fig. 191 for NHA	
1	MOOZZ	02731	7-31 1171141-19	• Tape, Hook	1
2	MOOZZ	02731	7-31 1171141-65	• Bracket	1
3	MOOZZ	02731	7-31 1171141-15	• Chafing Strip	1
4	PAOZZ	80205	MS21042-06	• Nut, Self-Locking, Ex	4
5	PAOZZ	88044	AN960JD6L	• Washer, Flat	6
6	PAOZZ	02731	HS4717-632-6B	• Screw, Machine	4
7	PAOZZ	02731	7-31 1171171-1 1	• Channel Assembly	1
8	XDOZZ	02731	7-31 1171155-25	• Guide	1
9	PAOZZ	02731	7-31 1171141-83	• Guide Assembly	1
10	PAOZZ	80205	NAS623-3-2	• Screw, Machine	5
11	PAOZZ	88044	AN960JD10L	• Washer, Flat	5
12	XDOZZ	02731	7-31 1171142-3	• Cover	1
13	MOOZZ	02731	7-31 1171141-17	• Chafing Strip	1
14	PAOZZ	80205	NAS620-10L	• Washer, Flat	4
15	PAOZZ	02731	HS4271-3S10	• Mounting Base, Tiedo	2
16	PAOOO	02731	7-31 1172168-5	• Bracket Assy, Mounti	2
17	PAOZZ	96906	MS21075-06E	• Nut, Self-Locking, Pl	2
18	XAOZZ	02731	7-31 1172168-9	• Bracket	1
19	PAOZZ	02731	7-31 1171141-31	• Ground Strap	1
20	PAOZZ	02731	HS4271-1S6	• Mounting Base, Tiedo	2
21	PAOZZ	88044	AN960JD4L	• Washer, Flat	17
22	XDOOO	02731	7-31 1171169-5	• Support Assy	1
23	PAOZZ	80205	MS21075L3E	• Nut, Self-Locking, Pl	5
24	XAOZZ	02731	7-31 1171169-7	• Support	1
25	PAOZZ	02731	7-31 1171141-33	• Ground Strap	1
26	PAOOO	02731	7-31 1172168-3	• Bracket Assy, Mounti	2
27	PAOZZ	96906	MS21075-06E	• Nut, Self-Locking, Pl	2
28	XAOZZ	02731	7-31 1172168-7	• Bracket	1
29	XAOZZ	02731	7-31 1171141-73	• Shield	1
30	PAOZZ	88044	AN960JD3L	• Washer, Flat	35
31	PAOZZ	02731	HS5413-4-3	• Rivet, Blind	35
END OF FIGURE					



M09-933C

Figure 193. Group 02 Glareshield Installation, Forward RH (Curtain and Extension)
7-311171140

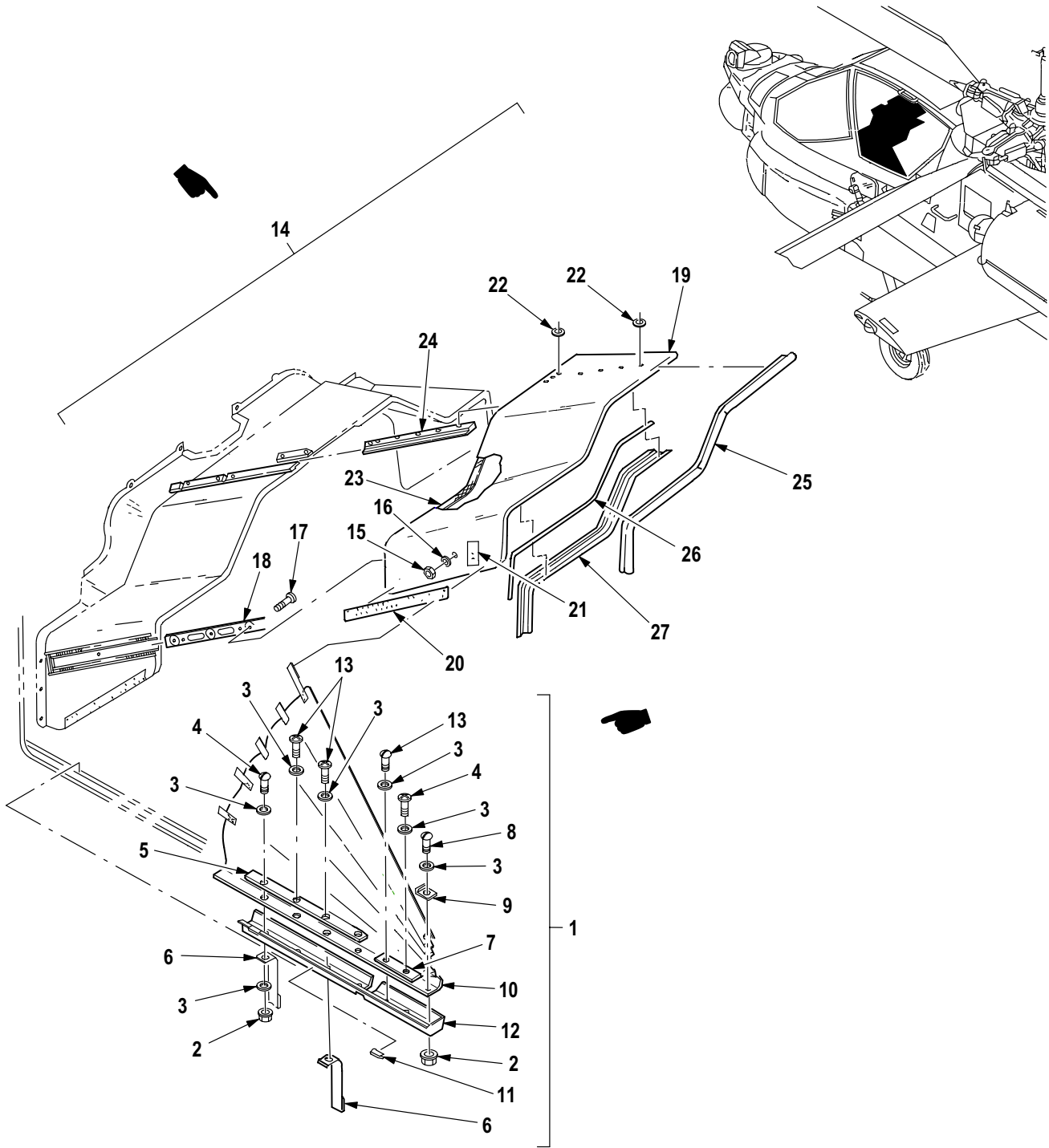
(1) ITEM NO.	(2) SMR CODE	(3) CAGE	(4) PART NUMBER	(5) DESCRIPTION AND USABLE ON CODE (UOC)	(6) QTY
				Group 02 Airframe Fig. 193 Glareshield Installation, Forward RH (Curtain and Extension) 7-31 1171140	
1	XCOOO	02731	7-31 1171159	• Curtain Instl	1
2	PAOZZ	80205	NAS623-3-14	•• Screw, Machine	1
3	PAOZZ	88044	AN960JD10L	•• Washer, Flat	5
4	XDOZZ	02731	7-31 1171168-29	•• Washer	1
5	PAOZZ	80205	NAS623-3-3	•• Screw, Machine	2
6	XDOZZ	02731	7-31 1171168-27	•• Strip	1
7	PAOZZ	02731	7-31 1171162-19	•• Curtain Assembly	1
8	MOOZZ	02731	7-31 1171159-3	•• Tape, Hook	2
9	PAOZZ	02731	7-31 1171165-3	•• Strap Assy, Curtain	2
10	PAOZZ	02731	7-31 1171163	•• Tray, Curtain	1
11	XDOOO	02731	7-31 1171147-45	• Extension Assy, RH	1
12	PAOZZ	80205	MS21042-06	•• Nut, Self-Locking, Ex	3
13	PAOZZ	88044	AN960JD6L	•• Washer, Flat	3
14	PAOZZ	80205	HS4717-632-7B	•• Screw, Machine	3
15	PAOZZ	02731	7-31 1171172	•• Track, Glare Shield	1
16	PAOOO	02731	7-31 1171147-49	•• Shield Assembly	1
17	MOOZZ	02731	7-31 1171147-21	••• Bumper	1
18	XDOZZ	02731	7-31 1171147-17	••• Filler	1
19	XDOZZ	02731	7-31 1171147-13	••• Stiffener	1
20	XDOZZ	02731	7-31 1171155-19	••• Guide	1
21	MOOZZ	02731	7-31 1171147-57	••• Felt	1
22	MOOZZ	02731	7-31 1171147-41	••• Tape, Hook	1
23	XDOZZ	02731	7-31 1171147-53	••• Shield	1
24	PAOZZ	80205	NAS623-3-3	• Screw, Machine	7
25	PAOZZ	88044	AN960JD10L	• Washer, Flat	2
26	PAOOO	02731	7-31 1171141-97	• Glareshield Assy, RH (See Fig. 194 for Breakdown)	1
END OF FIGURE					



M09-934D

Figure 194. Group 02 Glareshield Assembly, Forward Fixed RH
7-311171141-97

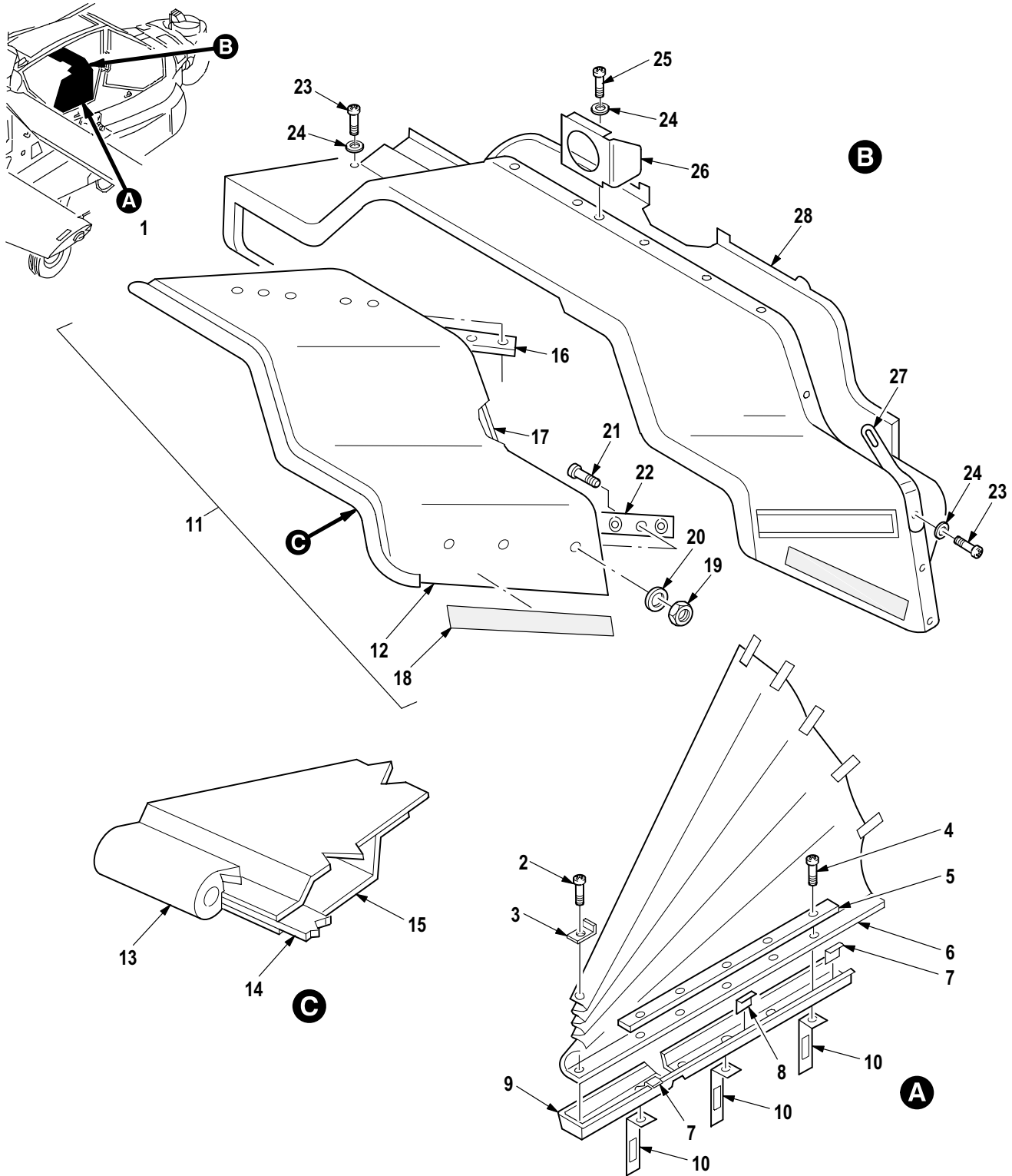
(1) ITEM NO.	(2) SMR CODE	(3) CAGE	(4) PART NUMBER	(5) DESCRIPTION AND USABLE ON CODE (UOC)	(6) QTY
				Group 02 Airframe Fig. 194 Glareshield Assembly, Forward Fixed RH 7-31 1171141-97 See Fig. 193 for NHA	
1	MOOZZ	02731	7-31 1171141-17	• Chafing Strip	1
2	PAOZZ	88044	AN960JD4L	• Washer, Flat	9
3	PAOOO	02731	7-31 1171170	• Bracket Assy, Mounti	1
4	PAOZZ	02731	HS4146	• • Receptacle, Turnlock	4
5	PAOZZ	80205	NAS620-10L	• Washer, Flat	6
6	PAOZZ	02731	HS4271-3S10	• Mounting Base, Tiedo	3
7	PAOOO	02731	7-31 1172168-3	• Bracket Assy, Mounti	2
8	PAOZZ	96906	MS21075-06E	• • Nut, Self-Locking, Pl	2
9	PAOZZ	80205	NAS620-6L	• Washer, Flat	10
10	PAOZZ	02731	HS4271-1S6	• Mounting Base, Tiedo	1
11	PAOOO	02731	7-31 1172168-5	• Bracket Assy, Mounti	2
12	PAOZZ	96906	MS21075-06E	• • Nut, Self-Locking, Pl	2
13	PAOZZ	02731	7-31 1171141-29	• Ground Strap	1
14	PAOZZ	02731	7-31 1171141-77	• Ground Strap	1
15	PAOZZ	02731	7-31 1171141-85	• Guide Assembly	1
16	XDOZZ	02731	7-31 1171155-27	• Guide	1
17	MOOZZ	02731	7-31 1171141-15	• Chafing Strip	1
18	PAOZZ	80205	MS21042-06	• Nut, Self-Locking, Ex	4
19	PAOZZ	02731	HS4717-632-6B	• Screw, Machine	4
20	PAOZZ	02731	7-31 1171171-9	• Channel Assebmly	1
21	PAOZZ	02731	7-31 1171141-13	• Bracket, Mounting	1
22	MOOZZ	02731	7-31 1171141-21	• Tape, Hook	1
23	XAOZZ	02731	7-31 1171141-95	• Shield	1
24	PAOZZ	02731	HS5413-4-3	• Rivet, Blind	4
25	PAOZZ	88044	AN960JD3L	• Washer, Flat	34
END OF FIGURE					



M09-935C

Figure 195. Group 02 Glareshield Installation, AFT LH (Curtain and Extension)
7-31 1172140

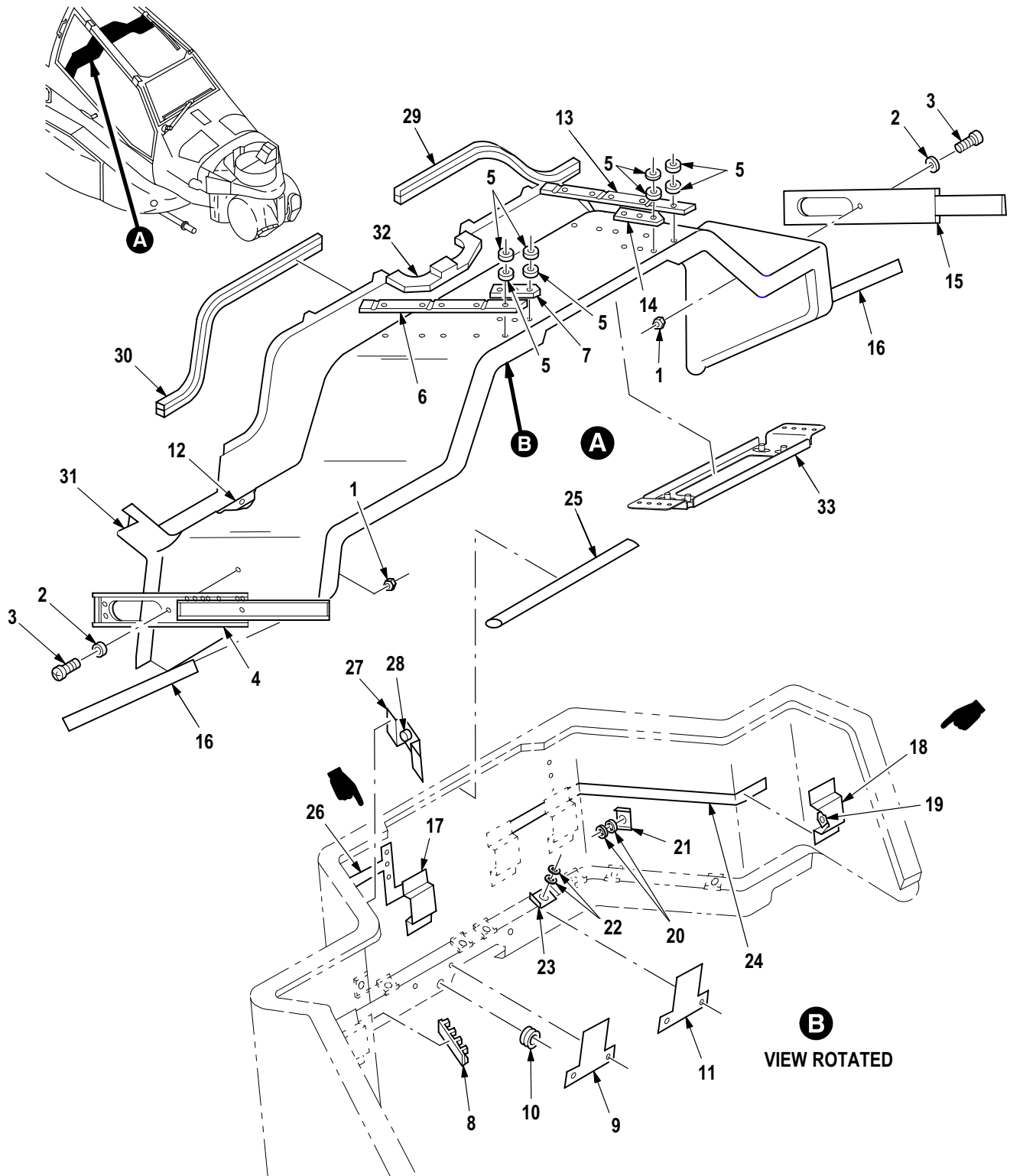
(1) ITEM NO.	(2) SMR CODE	(3) CAGE	(4) PART NUMBER	(5) DESCRIPTION AND USABLE ON CODE (UOC)	(6) QTY
				Group 02 Airframe Fig. 195 Glareshield Installation, AFT LH (Curtain and Extension) 7-31 1172140	
1	XCOOO	02731	7-31 1172161-1	• Curtain Instl, LH	1
2	PAOZZ	80205	MS21042L3	•• Nut, Self-Locking, Ex	4
3	PAOZZ	88044	AN960JD10L	•• Washer, Flat	9
4	PAOZZ	80205	NAS623-3-2	•• Screw, Machine	3
5	XDOZZ	02731	7-31 1171168-33	•• Strip	1
6	PAOZZ	02731	7-31 1171165-3	•• Strap Assy, Curtain	2
7	XDOZZ	02731	7-31 1171168-35	•• Strip	1
8	PAOZZ	80205	NAS623-3-10	•• Screw, Machine	1
9	PAOZZ	02731	7-31 1171168-31	•• Bracket, Angle	1
10	PAOZZ	02731	7-31 1172157-19	•• Curtain Assembly	1
11	MOOZZ	02731	7-31 1172161-3	•• Tape, Hook	2
12	PAOZZ	02731	7-31 1172158-13	•• Tray, Curtain	1
13	PAOZZ	80205	NAS623-3-3	•• Screw, Machine	3
14	PAOOO	02731	7-31 1172143-33	• Glareshield Assembl	1
15	PAOZZ	80205	MS21042-06	•• Nut, Self-Locking, Ex	3
16	PAOZZ	88044	AN960JD6L	•• Washer, Flat	3
17	PAOZZ	02731	HS4717-632-6B	•• Screw, Machine	3
18	PAOZZ	02731	7-31 1171172	•• Track, Glare Shield	1
19	PAOZZ	02731	7-31 1172143-37	•• Shell, Glareshield	1
20	MOOZZ	02731	7-31 1172143-21	•• Tape, Hook	1
21	MOOZZ	02731	7-31 1172143-41	•• Felt	1
22	PAOZZ	88044	AN960JD3L	•• Washer, Flat	10
23	MOOZZ	02731	7-31 1172143-43	•• Tape, Hook	1
24	XDOZZ	02731	7-31 1172154-13	•• Guide	1
25	MOOZZ	02731	7-31 1172143-11	•• Seal, Bulb Extrusion	1
26	MOOZZ	02731	7-31 1172143-17	•• Filler	1
27	XDOZZ	02731	7-31 1172143-13	•• Retainer, Seal	1
END OF FIGURE					



M09-936C

Figure 196. Group 02 Glareshield Installation, AFT RH (Curtain and Extension)
7-311172140

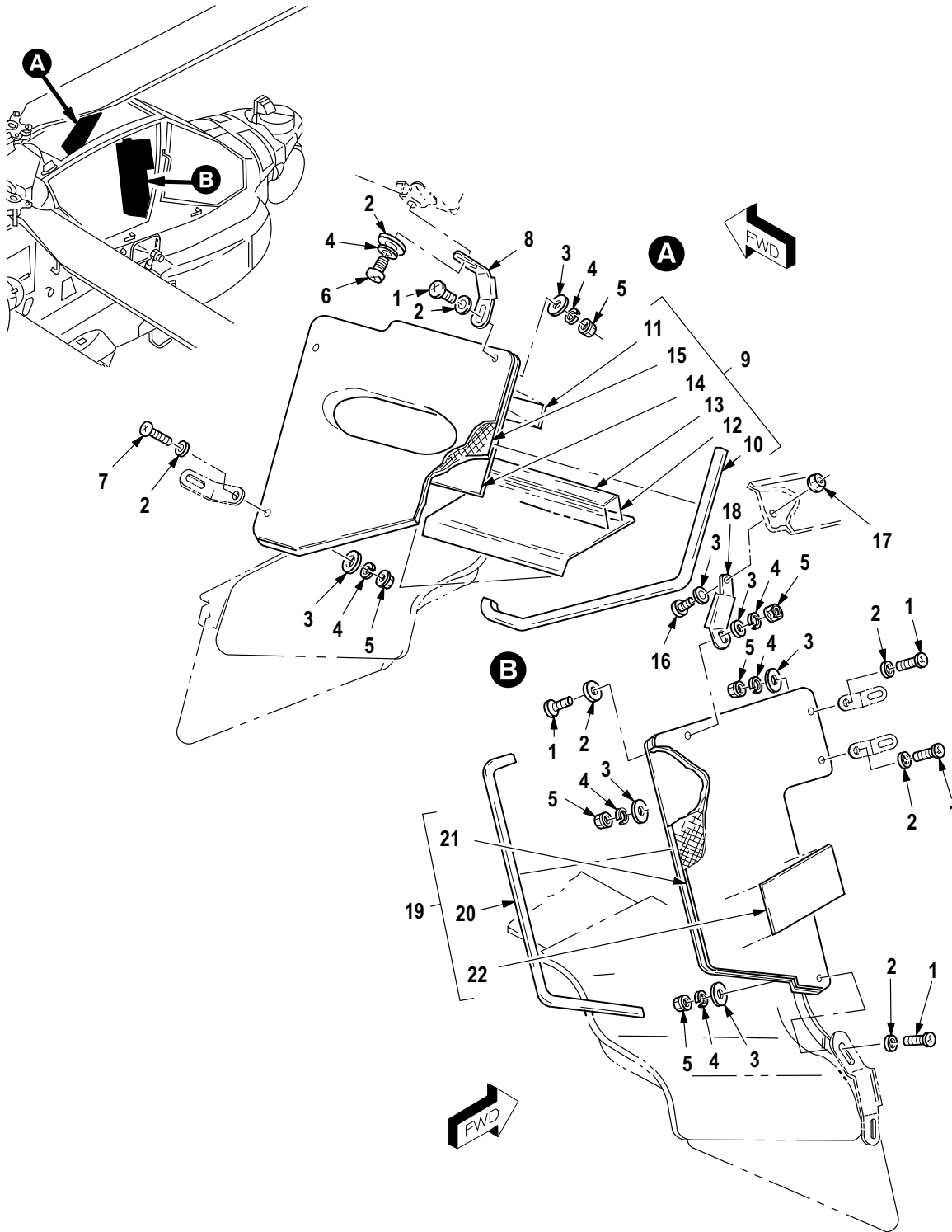
(1) ITEM NO.	(2) SMR CODE	(3) CAGE	(4) PART NUMBER	(5) DESCRIPTION AND USABLE ON CODE (UOC)	(6) QTY
				Group 02 Airframe Fig. 196 Glareshield Installation, AFT RH (Curtain and Extension) 7-31 1172140	
1	XCOOO	02731	7-31 1172162	• Curtain Instl, RH	1
2	XDOZZ	80205	NAS623-3-13	•• Screw, Machine	1
3	PAOZZ	02731	7-31 1171168-23	•• Clip, Spring Tension	1
4	PAOZZ	80205	NAS623-3-3	•• Screw, Machine	5
5	XDOZZ	02731	7-31 1171168-25	•• Strip	1
6	PAOZZ	02731	7-31 1172163-19	•• Curtain, Window	1
7	MOOZZ	02731	7-31 1172162-9	•• Tape, Hook	2
8	MOOZZ	02731	7-31 1172162-11	•• Tape, Hook	1
9	XDOZZ	02731	7-31 1172164	•• Tray, Curtain	1
10	PAOZZ	02731	7-31 1172162-3	•• Strap Assy, Curtain	3
11	PAOOO	02731	7-31 1172143-35	• Glareshield Assembl	1
12	PAOZZ	02731	7-31 1172143-39	•• Shell, Glareshield	1
13	MOOZZ	02731	7-31 1172143-11	•• Seal, Bulb Extrusion	1
14	MOOZZ	02731	7-31 1172143-17	•• Filler	1
15	XDOZZ	02731	7-31 1172143-15	•• Retainer, Seal	1
16	XDOZZ	02731	7-31 1172154-15	•• Guide	1
17	MOOZZ	02731	7-31 1172143-41	•• Felt	1
18	MOOZZ	02731	7-31 1172143-43	•• Tape, Hook	1
19	PAOZZ	80205	MS21042-06	•• Nut, Self-Locking, Ex	3
20	PAOZZ	88044	AN960JD6L	•• Washer, Flat	3
21	PAOZZ	02731	HS4717-632-6B	•• Screw, Machine	3
22	PAOZZ	02731	7-31 1171172	•• Track, Glare Shield	1
23	PAOZZ	80205	NAS623-3-2	• Screw, Machine	16
24	PAOZZ	88044	AN960JD10L	• Washer, Flat	24
25	PAOZZ	80205	NAS623-3-3	• Screw, Machine	2
26	PAOZZ	02731	7-31 1172144-7	• Bracket Assy, Mounti	1
27	XDOZZ	02731	7-31 1172155-17	• Clip	1
28	PAOOO	02731	7-31 1172141-55	• Glareshield Assembl (See Fig. 197 for Breakdown)	1
END OF FIGURE					



M09-937F

Figure 197. Group 02 Glareshield Assembly, AFT Fixed
7-311172141-55

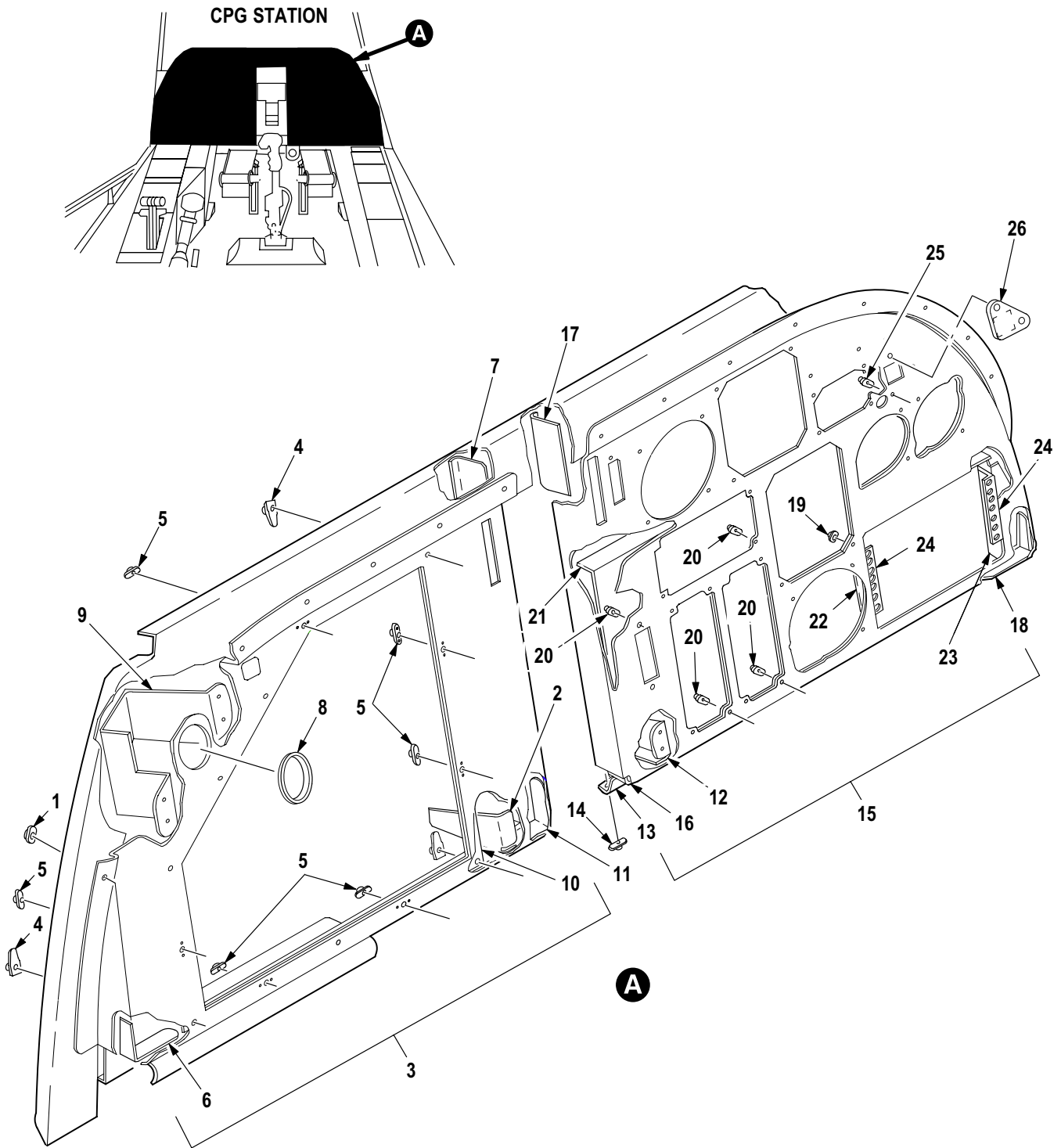
(1) ITEM NO.	(2) SMR CODE	(3) CAGE	(4) PART NUMBER	(5) DESCRIPTION AND USABLE ON CODE (UOC)	(6) QTY
				Group 02 Airframe Fig. 197 Glareshield Assembly, AFT Fixed 7-31 1172141-55 See Fig. 196 for NHA	
1	PAOZZ	80205	MS21042-06	• Nut, Self-Locking, Ex	8
2	PAOZZ	88044	AN960JD6L	• Washer, Flat	8
3	PAOZZ	02731	HS4717-632-6B	• Screw, Machine	8
4	PAOZZ	02731	7-31 1171171-3	• Channel Assembly	1
5	PAOZZ	88044	AN960JD3L	• Washer, Flat	40
6	XDOZZ	02731	7-31 1172154-1 1	• Guide	1
7	PAOZZ	02731	7-31 1172141-51	• Guide Assembly	1
8	PAOZZ	96906	MS21266-1T	• Grommet, Nonmetallic	1
9	XDOZZ	02731	7-31 1172141-41	• Ground Strap	1
10	PAOZZ	96906	MS35489-25	• Grommet, Nonmetallic	1
11	XDOZZ	02731	7-31 1172141-43	• Ground Strap	1
12	MOOZZ	02731	7-31 1172141-1 1	• Strip	1
13	XDOZZ	02731	7-31 1172154-12	• Guide	1
14	PAOZZ	02731	7-31 1172141-52	• Guide Assembly	1
15	PAOZZ	02731	7-31 1171171-5	• Channel Assembly	1
16	MOOZZ	02731	7-31 1172141-13	• Tape, Hook	2
17	XDOZZ	02731	7-31 1172141-65	• Support Plate	1
18	PAOOO	02731	7-31 1172168-3	• Bracket Assy, Mounti	5
19	PAOZZ	96906	MS21075-06E	• • Nut, Self-Locking, Pl	2
20	PAOZZ	80205	NAS620-6L	• Washer, Flat	24
21	PAOZZ	02731	HS4271-1S6	• Mounting Base, Tiedo	12
22	PAOZZ	80205	NAS620-10L	• Washer, Flat	2
23	PAOZZ	02731	HS4271-3S10	• Mounting Base, Tiedo	1
24	XDOZZ	02731	7-31 1172141-45	• Ground Strap	1
25	XDOZZ	02731	7-31 1172142-1	• Stiffener	1
26	XDOZZ	02731	7-31 1172141-61	• Ground Strap	1
27	PAOOO	02731	7-31 1172168-5	• Bracket Assy, Mounti	1
28	PAOZZ	96906	MS21075-06E	• • Nut, Self-Locking, Pl	2
29	MOOZZ	02731	7-31 1172141-59	• Seal	1
30	MOOZZ	02731	7-31 1172141-60	• Seal	1
31	XDOZZ	02731	7-31 1172141-63	• Shield	1
32	PAOZZ	02731	7-31 1172141-9	• Seal, Nonmetallic St	1
33	PAOZZ	02731	7-31 1172149	• Bracket, Mounting	1
END OF FIGURE					



M09-938A

Figure 198. Group 02 Glareshield Installation, AFT Vertical
7-31 1172150

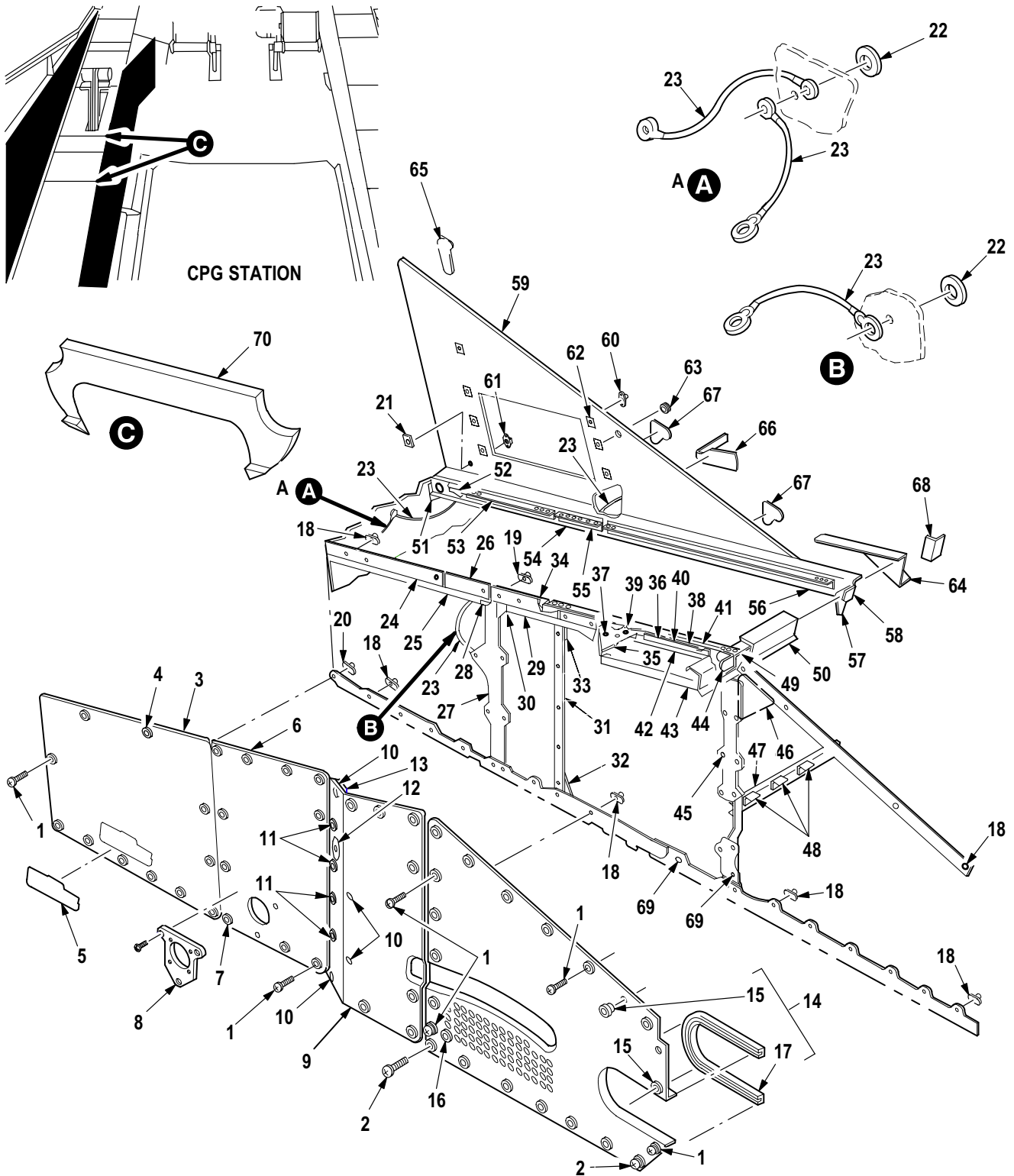
(1) ITEM NO.	(2) SMR CODE	(3) CAGE	(4) PART NUMBER	(5) DESCRIPTION AND USABLE ON CODE (UOC)	(6) QTY
				Group 02 Airframe Fig. 198 Glareshield Installation, AFT Vertical 7-31 1172150	
1	PAOZZ	80205	NAS623-3-7	• Screw, Machine	2
2	PAOZZ	88044	AN960JD10	• Washer, Flat	8
3	PAOZZ	02731	HS306-324	• Washer, Flat	7
4	PAOZZ	88044	AN960JD10L	• Washer, Flat	9
5	PAOZZ	80205	MS21042L3	• Nut, Self-Locking, Ex	7
6	PAOZZ	80205	NAS623-3-3	• Screw, Machine	1
7	PAOZZ	80205	NAS623-3-5	• Screw, Machine	5
8	XDOZZ	02731	7-31 1172155-1 1	• Clip, Glareshld	1
9	PAOOO	02731	7-31 1172151	• Glareshield, Cockpit	1
10	MOOZZ	02731	HS5318-2216	•• Extrusion, Bulb, Rubb	1
11	MOOZZ	02731	7-31 1172151-9	•• Tape, Hook	1
12	XDOZZ	02731	7-31 1172151-5	•• Cover	1
13	MOOZZ	02731	7-31 1172151-7	•• Tape, Pile	1
14	XDOZZ	02731	7-31 1172151-1 1	•• Doubler	1
15	XAOZZ	02731	7-31 1172151-3	•• Panel	1
16	PAOZZ	80205	NAS623-3-2	• Screw, Machine	1
17	PAOZZ	80205	NAS1330H3K116L	• Nut, Self-Locking, Bl	1
18	XDOZZ	02731	7-31 1172155-9	• Clip, Glareshld	1
19	PAOOO	02731	7-31 1172152-601	• Glareshield, Aircraf	1
20	XDOZZ	02731	HS5318-2416	•• Extrusion, Bulb, Rubb	1
21	XAOZZ	02731	7-31 1172152-1 1	•• Panel	1
22	XDOZZ	02731	7-310000018	•• Decal, Glareshield	1
END OF FIGURE					



M09-603D

Figure 199. Group 02 Instrument Panel Installation, Copilot/Gunner
7-31 1171010

(1) ITEM NO.	(2) SMR CODE	(3) CAGE	(4) PART NUMBER	(5) DESCRIPTION AND USABLE ON CODE (UOC)	(6) QTY
				Group 02 Airframe Fig. 199 Instrument Panel Installation, Copilot/Gunner 7-31 1171010	
1	PAOZZ	80205	MS21075L3E	• Nut, Self-Locking, PI	15
2	XDOZZ	02731	7-31 1171010-3	• Clip	1
3	PAOOO	02731	7-31 1171011-1	• Panel Assy, Instrume	1
4	PAOZZ	96906	MS21061L06	•• Nut, Self-Locking, PI	3
5	PAOZZ	80205	MS21075L06N	•• Nut, Self-Locking, PI	10
6	XDOZZ	02731	7-31 1171011-9	•• Clip	1
7	XDOZZ	02731	7-31 1171011-19	•• Angle	1
8	PAOZZ	80205	NAS557-20A	•• Grommet, Nonmetallic	1
9	XDOZZ	02731	7-31 1171011-13	•• Bracket	1
10	XDOZZ	02731	7-31 1171011-5	•• Doubler	1
11	XDOZZ	02731	7-31 1171011-1 1	•• Clip	1
12	XDOZZ	02731	7-31 1171010-4	• Clip	1
13	XDOOO	02731	7-31 1171010-5	• Clip Assembly	1
14	XDOZZ	80205	MS21075L08	•• Nut, Self-Locking, PI	2
15	PAOOO	02731	7-31 1171011-23	• Panel Assy, Instrume	1
15	PAOOO	02731	7-31 1171011-29	• Panel,Control, Elect A/C With MWO 1-1520-238-50-40 Incorporated	1
16	XDOZZ	02731	7-31 1171011-12	•• Clip	1
17	XDOZZ	02731	7-31 1171011-20	•• Angle	1
18	XDOZZ	02731	7-31 1171011-10	•• Clip	1
19	PAOZZ	02731	HS4174	•• Nut, Self-Locking, PI	27
20	PAOZZ	96906	MS21071L06	•• Nut, Self-Locking, PI	14
21	XDOZZ	02731	7-31 1171011-7	•• Doubler	1
22	XDOZZ	02731	7-31 1171011-15	•• Angle	1
23	XDOZZ	02731	7-31 1171011-16	•• Angle	1
24	XDOZZ	02731	7-31 1171011-17	•• Strip	2
25	PAOZZ	80205	NAS697A06	•• Nut, Self-Locking, PI	1
26	XDOZZ	02731	7-31 1171011-31	•• Cover (U/O P/N 7-311171011-29)	1
END OF FIGURE					

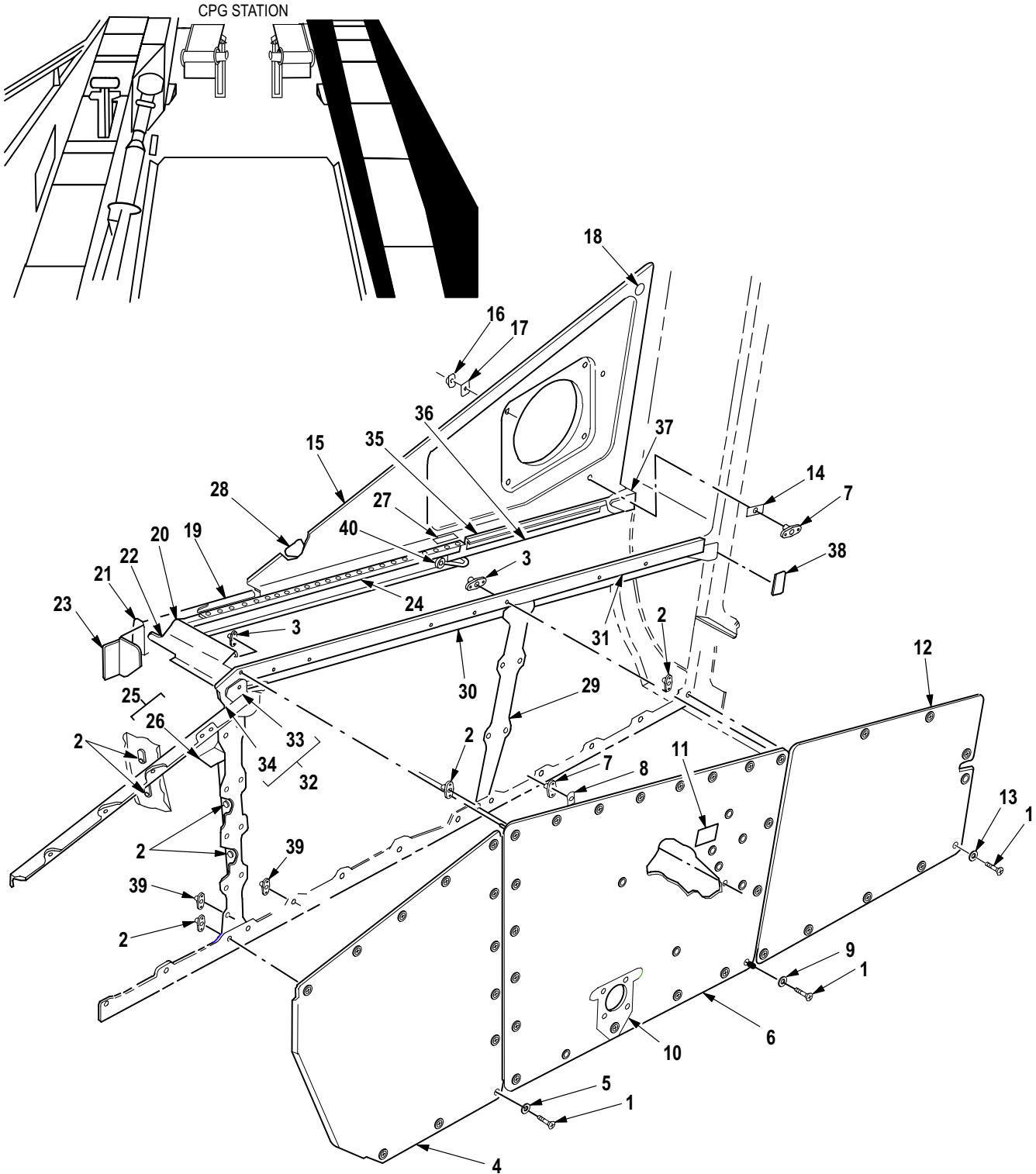


M09-604K

Figure 200. Group 02 Console Installation, Copilot/Gunner (LH Side)
7-31 1171020-60 1

(1) ITEM NO.	(2) SMR CODE	(3) CAGE	(4) PART NUMBER	(5) DESCRIPTION AND USABLE ON CODE (UOC)	(6) QTY
				Group 02 Airframe Fig. 200 Console Installation, Copilot/Gunner (LH Side) 7-31 1171020-601	
1	PAOZZ	80205	NAS603-9P	• Screw, Machine	52
2	PAOZZ	80205	NAS1096-3-8	• Screw, Machine	7
3	PAOOO	02731	7-31 1171025-7	• Panel, Assembly Cons	1
4	PAOZZ	02731	HS4874-3B1A	•• Grommet, Metallic	11
5	PAOZZ	96906	MS21266-1N	•• Grommet, Nonmetallic	1
6	PAOOO	02731	7-31 1171024-9	• Panel Assy, Console	1
7	PAOZZ	02731	HS4874-3B2A	•• Grommet, Metallic	13
8	XDOZZ	02731	7-31 1171024-7	•• Plate	1
9	XDOOO	02731	7-31 1171022-9	• Panel Assy, Console	1
10	PAOZZ	02731	HS4874-2B2A	•• Grommet, Metallic	2
11	PAOZZ	02731	HS4874-3B2A	•• Grommet, Metallic	4
12	XDOZZ	02731	7-31 1171022-5	•• Doubler	1
13	XDOZZ	02731	7-31 1111214	•• Mount	1
14	PAOOO	02731	7-31 1171021-13	• Panel Assy, Console	1
15	PAOZZ	02731	HS4874-2B2A	•• Grommet, Metallic	22
16	PAOZZ	80205	NAS557-8A	•• Grommet, Nonmetallic	1
17	PAOZZ	02731	7-31 1171021-5	•• Grommet, Nonmetallic	1
18	PAOZZ	80205	MS21075L3E	• Nut, Self-Locking, PI	55
19	PAOZZ	96906	MS21071L3	• Nut, Self-Locking, PI	1
20	PAOZZ	02731	HS4153-02	• Nut, Self-Locking, PI	1
21	PAOZZ	80205	NAS1195DD3WMM	• Nut Spacer, Plate	1
22	PAOZZ	88044	AN960JD5	• Washer, Flat	2
23	PAOZZ	81349	M83413/8-A07AA	• Lead, Electrical	1
24	XDOZZ	02731	7-31 1171020-47	• Strip	1
25	XDOZZ	02731	7-31 1171020-151	• Stiffener	1
26	XDOZZ	02731	7-31 1171020-39	• Strip	1
27	XDOZZ	02731	7-31 1171020-57	• Tee	1
28	XDOZZ	02731	7-31 1171020-69	• Shim, Laminated	1
29	XDOZZ	02731	7-31 1171020-21	• Stiffener	1
30	XDOZZ	02731	7-31 1171020-159	• Shim, Laminated	1
31	XDOZZ	02731	7-31 1171020-109	• Support	1
32	XDOZZ	02731	7-31 1171020-107	• Spacer	1
33	XDOZZ	02731	7-31 1171020-111	• Doubler	1
34	MOOZZ	02731	7-31 1171020-117	• Strip	1
35	XDOOO	02731	7-31 1171020-101	• Support Assembly	1
36	PAOZZ	96906	MS21071L06	•• Nut, Self-Locking, PI	1
37	PAOZZ	80205	MS21075L06N	•• Nut, Self-Locking, PI	1
38	MOOZZ	02731	7-31 1171020-119	• Strip, Panel Assy	1
39	XDOZZ	02731	7-31 1171020-157	• Shim, Laminated	3
40	MOOZZ	02731	7-31 1171020-155	• Strip	1
41	XDOZZ	02731	7-31 1171020-141	• Shim, Laminated	1
42	XDOZZ	02731	7-31 1171020-105	• Bracket	1
43	MOOZZ	02731	7-31 1171020-115	• Strip	1
44	XDOZZ	02731	7-31 1171020-29	• Clip	1
45	XDOZZ	02731	7-31 1171020-33	• Tee	1
46	XDOZZ	02731	7-31 1171020-43	• Gusset	1
47	XDOZZ	02731	7-31 1171020-35	• Channel	1
48	XDOZZ	02731	HS4565-1	• Bracket, Angle	3

(1) ITEM NO.	(2) SMR CODE	(3) CAGE	(4) PART NUMBER	(5) DESCRIPTION AND USABLE ON CODE (UOC)	(6) QTY
49	XDOZZ	02731	7-31 1171020-31	• Gusset	1
50	XDOZZ	02731	7-31 1171020-19	• Beam	1
51	XDOZZ	02731	7-31 1171020-73	• Clip	1
52	XDOZZ	02731	7-31 1171020-135	• Stiffener	1
53	XDOZZ	02731	7-31 1171020-61	• Strip	1
54	XDOZZ	02731	7-31 1171020-65	• Channel	1
55	XDOZZ	02731	7-31 1171020-59	• Strip	1
56	XDOZZ	02731	7-31 1171020-9	• Strip	1
57	XDOZZ	02731	7-31 1171020-55	• Clip	1
58	XDOZZ	02731	7-31 1171020-27	• Clip	1
59	PAOOO	02731	7-31 1171023	• Panel Assy, Console	1
60	PAOZZ	96906	MS21075-3	• • Nut, Self-Locking, PI	3
61	PAOZZ	80205	MS21075L3E	• • Nut, Self-Locking, PI	4
62	PAOZZ	80205	NAS1195DD3WM	• • Nut Spacer, Plate	7
63	PAOZZ	96906	MS35489-4	• • Grommet, Nonmetallic	1
64	XDOZZ	02731	7-31 1171023-5	• • Bracket	1
65	XDOZZ	02731	7-31 1171020-53	• Gusset	1
66	XDOZZ	02731	7-31 1171020-63	• Clip	1
67	XDOZZ	02731	7-31 1171020-75	• Doubler	2
68	XDOZZ	02731	7-31 1171020-25	• Clip	1
69	PAOZZ	96906	MS21075-3	• Nut, Self-Locking, PI	2
70	MOOZZ	02731	7-31 1180040-23	Bracket, Plastic	2
END OF FIGURE					



M09-605D

Figure 201. Group 02 Console Installation, Copilot/Gunner (RH Side)
7-31 1171030-601

(1) ITEM NO.	(2) SMR CODE	(3) CAGE	(4) PART NUMBER	(5) DESCRIPTION AND USABLE ON CODE (UOC)	(6) QTY
				Group 02 Airframe Fig. 201 Console Installation, Copilot/Gunner (RH Side) 7-31 1171030-601	
1	PAOZZ	80205	NAS603-9P	• Screw, Machine	44
2	PAOZZ	80205	MS21075L3E	• Nut, Self-Locking, PI	45
3	PAOZZ	96906	MS21061L3	• Nut, Self-Locking, PI	1
4	PAOOO	02731	7-31 1171031-1 1	• Panel Assy, Console	1
5	PAOZZ	02731	HS4874-2B2A	•• Grommet, Metallic	13
6	PAOOO	02731	7-31 1171033-601	• Cover, Access	1
7	PAOZZ	80205	MS21075L3E	•• Nut, Self-Locking, PI	6
8	PAOZZ	80205	NAS1195DD3XM	•• Nut Spacer, Plate	6
9	PAOZZ	02731	HS4874-2B3A	•• Grommet, Metallic	19
10	XDOZZ	02731	7-31 1171033-9	•• Doubler	1
11	XDOZZ	02731	HS4590-2-200	•• Tape, Hook	1
12	PAOOO	02731	7-31 1171035	• Panel Assy, Console	1
13	PAOZZ	02731	HS4874-2B1A	•• Grommet, Metallic	11
14	PAOZZ	80205	NAS1195DD3XM	• Nut Spacer, Plate	1
15	XDOOO	02731	7-31 1171032-7	• Panel Assy	1
16	PAOZZ	80205	MS21075L3E	•• Nut, Self-Locking, PI	5
17	PAOZZ	80205	NAS1195DD3XM	•• Nut Spacer, Plate	5
18	PAOZZ	96906	MS35489-6	•• Grommet, Nonmetallic	1
19	XDOZZ	02731	7-31 1171032-5	•• Clip	1
20	XDOZZ	02731	7-31 1171030-17	• Support	1
21	XDOZZ	02731	7-31 1171030-27	• Clip	1
22	XDOZZ	02731	7-31 1171030-15	• Clip	1
23	XDOZZ	02731	7-31 1171030-31	• Clip	1
24	XDOZZ	02731	7-31 1171030-1 1	• Strip	1
25	XDOOO	02731	7-31 1171030-63	• Tee Assembly	1
26	XDOZZ	02731	7-31 1171030-19	•• Clip	1
27	XDOZZ	02731	7-31 1171030-53	• Bracket	2
28	XDOZZ	02731	7-31 1171030-35	• Doubler	2
29	XDOZZ	02731	7-31 1171030-43	• Tee	1
30	XDOZZ	02731	7-31 1171030-41	• Support, Structural	1
31	XDOZZ	02731	7-31 1171030-37	• Strip	1
32	XDOOO	02731	7-31 1171030-3	• Strip Assembly	1
33	XDOZZ	02731	7-31 1171030-13	•• Shim	1
34	XDOZZ	02731	7-31 1171030-33	•• Support	1
35	XDOZZ	02731	7-31 1171030-39	• Strip	1
36	XDOZZ	02731	7-31 1171030-45	• Support	1
37	XDOZZ	02731	7-31 1171030-29	• Clip	1
38	XDOZZ	02731	7-31 1171030-7	• Shim	1
39	PAOZZ	96906	MS21075-3	• Nut, Self-Locking, PI	2
40	PAOZZ	81349	M83413/8-AO7AA	• Lead, Electrical	1
END OF FIGURE					

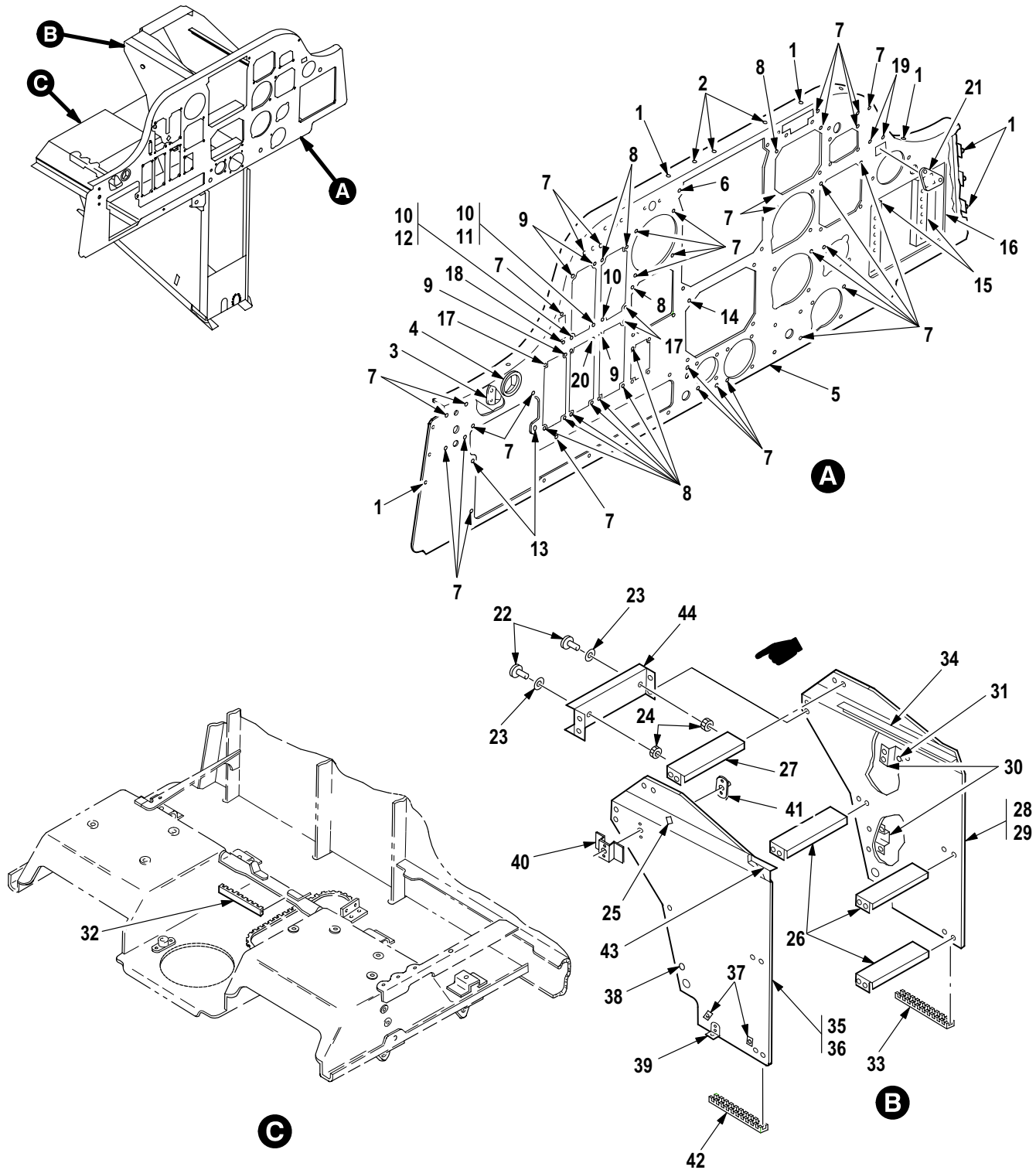


Figure 202. Group 02 Instrument Panel Installation, Pilot (Part 1)
7-31 1172010

(1) ITEM NO.	(2) SMR CODE	(3) CAGE	(4) PART NUMBER	(5) DESCRIPTION AND USABLE ON CODE (UOC)	(6) QTY
				Group 02 Airframe Fig. 202 Instrument Panel Installation, Pilot (Part 1) 7-31 1172010	
1	PAOZZ	80205	MS21075L3E	• Nut, Self-Locking, PI	20
2	PAOZZ	02731	HS5455-0003	• Nut, Self-Locking, PI	3
3	XDOZZ	02731	7-31 1172010-51	• Bracket	1
4	PAOZZ	80205	NAS557-20C	• Grommet, Nonmetallic	1
5	PAOOO	02731	7-31 1172013-13	• Panel Assy, Airframe	1
5	PAOOO	02731	7-31 1172013-17	• Panel, Control, Elect A/C With MWO 1-1520-238-50-40 Incorporated	1
6	PAOZZ	96906	MS21071L3	•• Nut, Self-Locking, PI	4
7	PAOZZ	02731	HS4174	•• Nut, Self-Locking, PI	61
8	PAOZZ	96906	MS21071L06	•• Nut, Self-Locking, PI	18
9	PAOZZ	96906	MS21073L06	•• Nut, Self-Locking, PI	7
10	PAOZZ	02731	HS4111-62	•• Nut, Self-Locking, PI	3
11	XDOZZ	02731	7-31 1172013-1 1	•• Spacer, Instr Panel	1
12	XDOZZ	02731	7-31 1172013-9	•• Spacer, Instr Panel	1
13	PAOZZ	02731	HS4153-62	•• Nut, Self-Locking, PI	4
14	PAOZZ	02731	HS4174-2	•• Nut, Self-Locking, PI	6
15	XDOZZ	02731	7-31 1172013-5	•• Receptacle	2
16	XDOZZ	02731	7-31 1172013-7	•• Shim	1
17	PAOZZ	80205	NAS1395-06L	•• Insert, Screw Thread	3
18	PAOZZ	02731	HS4249-0632	•• Insert, Screw Thread	1
19	PAOZZ	80205	NAS697A06	•• Nut, Self-Locking, PI	2
20	PAOZZ	80205	NAS696A06	•• Nut, Self-Locking, PI	2
21	PAOZZ	02731	7-31 1172013-19	•• Cover, Access (U/O P/N 7-311172013-17)	1
22	PAOZZ	02731	7-31 1172010-93	• Pin, Shoulder, Headle	2
23	PAOZZ	88044	AN960JD10	• Washer, Flat	2
24	PAOZZ	80205	MS21042-3	• Nut, Self-Locking, Ex	2
25	PAOZZ	02731	HS4271-2S6	• Mounting Base, Tiedo	1
26	XDOZZ	02731	7-31 1172010-91	• Bracket	3
27	XDOZZ	02731	7-31 1172010-19	• Bracket	1
28	XDOOO	02731	7-31 1172010-6	• Panel Assembly, RH	1
29	PAOOO	02731	7-31 1172015-2	•• Panel Assy, Console	1
30	XDOOO	02731	7-31 1172015-13	••• Bracket Assembly	3
31	PAOZZ	80205	MS21075L3E	•••• Nut, Self-Locking, PI	1
32	MOOZZ	02731	7-31 1172010-101	•• Grommet	1
33	MOOZZ	02731	7-31 1172010-97	•• Grommet	1
34	XDOZZ	02731	7-31 1172010-75	•• Guide	1
35	XDOOO	02731	7-31 1172010-5	• Panel Assembly, LH	1
36	PAOOO	02731	7-31 1172015-1	•• Panel Assy, Console	1
37	PAOZZ	02731	HS4271-2S6	••• Mounting Base, Tiedo	2
38	PAOZZ	02731	HS4874-2B2A	••• Grommet, Metallic	1
39	PAOZZ	88044	AN743-13	••• Bracket, Angle	1
40	XDOOO	02731	7-31 1172015-13	••• Bracket Assembly	1
41	PAOZZ	80205	MS21075L3E	•••• Nut, Self-Locking, PI	1
42	MOOZZ	02731	7-31 1172010-99	•• Grommet	1
43	XDOZZ	02731	7-31 1172010-75	•• Guide	1
44	XDOZZ	02731	7-31 1172010-65	• Channel	1
END OF FIGURE					

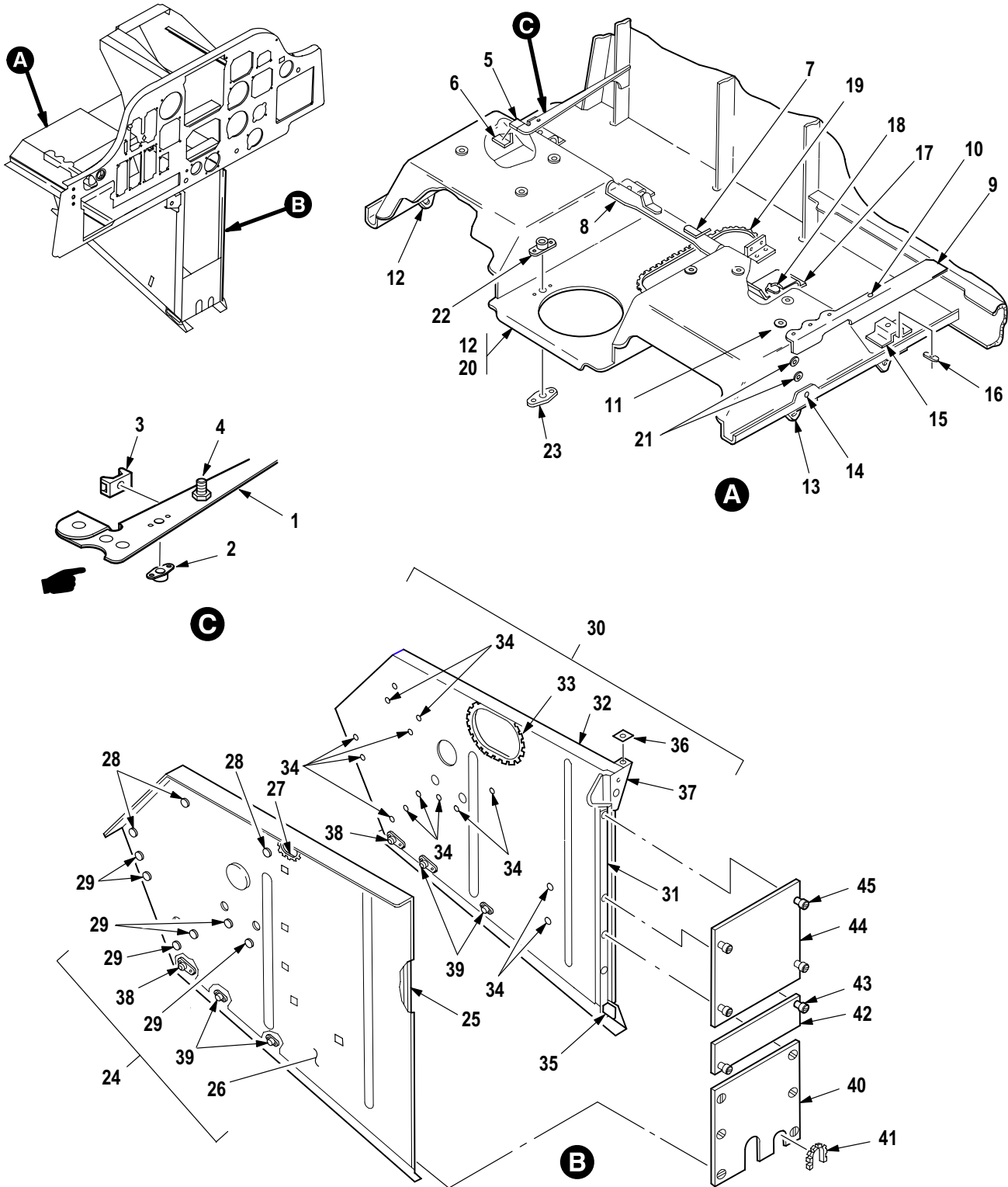


Figure 203. Group 02 Instrument Panel Installation, Pilot (Part 2)
7-31 1172010

(1) ITEM NO.	(2) SMR CODE	(3) CAGE	(4) PART NUMBER	(5) DESCRIPTION AND USABLE ON CODE (UOC)	(6) QTY
				Group 02 Airframe Fig. 203 Instrument Panel Installation, Pilot (Part 2) 7-31 1172010	
1	XDOOO	02731	7-31 1172010-67	• Brace Assembly	1
2	PAOZZ	80205	MS21075L3E	•• Nut, Self-Locking, PI	1
3	PAOZZ	02731	HS4271-2S6	•• Mounting Base, Tiedo	2
4	PAOZZ	81349	M83454/02-AA106	•• Terminal, Stud	1
5	XDOZZ	02731	7-31 1172010-71	• Clip	1
6	XDOZZ	02731	7-31 1172010-73	• Clip	1
7	XDOZZ	02731	7-31 1172010-23	• Angle	2
8	XDOZZ	02731	7-31 1172010-79	• Bracket	1
9	XDOZZ	02731	7-31 1172010-87	• Support	1
10	PAOZZ	81349	M83454/02-AA106	• Terminal, Stud	1
11	PAOZZ	02731	HS4464-4-2	• Rivet, Blind	1
12	PAOOO	02731	7-31 1172010-3	• Panel, Subassy, Cockp	1
13	XDOZZ	02731	7-31 1172010-33	•• Angle	4
14	PAOZZ	80205	MS21075L3E	•• Nut, Self-Locking, PI	1
15	XDOOO	02731	7-31 1172010-59	•• Bracket Assembly	1
16	PAOZZ	80205	MS21075L3E	••• Nut, Self-Locking, PI	1
17	XDOOO	02731	7-31 1172010-61	•• Bracket Assembly	2
18	PAOZZ	80205	MS21075L3E	••• Nut, Self-Locking, PI	1
19	MOOZZ	02731	7-31 1172010-27	•• Grommet	1
20	XDOOO	02731	7-31 1172014	•• Enclosure, Instr	1
21	PAOZZ	02731	HS4874-4B2A	••• Grommet, Metallic	8
22	PAOZZ	80205	MS21075L3E	••• Nut, Self-Locking, PI	1
23	PAOZZ	80205	NAS1195DD3XM	••• Nut Spacer, Plate	2
24	XDOOO	02731	7-31 1172010-7	• Panel Assy, Csl LH	1
25	XDOZZ	02731	7-31 1172010-13	•• Rail	1
26	PAOOO	02731	7-31 1172016-19	•• Panel Assy, Console	1
27	MOOZZ	02731	7-31 1172016-7	••• Grommet, Nonmetallic	1
28	PAOZZ	02731	HS4874-1B2A	••• Grommet, Metallic	3
29	PAOZZ	02731	HS4874-2B2A	••• Grommet, Metallic	13
30	XDOOO	02731	7-31 1172010-8	• Panel Assy, Csl RH	1
31	XDOZZ	02731	7-31 1172010-14	•• Rail	1
32	PAOOO	02731	7-31 1172016-6	•• Panel Assy, Console	1
33	MFOZZ	02731	7-31 1172016-5	••• Grommet, Nonmetallic	1
34	PAOZZ	02731	HS4874-2B2A	••• Grommet, Metallic	13
35	XDOZZ	02731	7-31 1172010-9	• Shim	1
36	XDOZZ	02731	7-31 1172010-83	• Shim	1
37	XDOZZ	02731	7-31 1172010-81	• Angle	1
38	PAOZZ	96906	MS21061L3	• Nut, Self-Locking, PI	3
39	PAOZZ	80205	MS21075L3E	• Nut, Self-Locking, PI	4
40	PAOOO	02731	7-31 1172010-57	• Plate, Structural, Ai	1
41	MOOZZ	02731	7-31 1172010-55	•• Grommet	1
42	XDOOO	02731	7-316100024-5	• Panel, Blank	1
43	PAOZZ	02731	HS4148-1	•• Stud Assembly, Turnl	2
44	XDOOO	02731	7-31 1A21290	• Panel, Support, Blink	1
45	PAOZZ	02731	HS4148-1	•• Stud Assembly, Turnl	4

END OF FIGURE

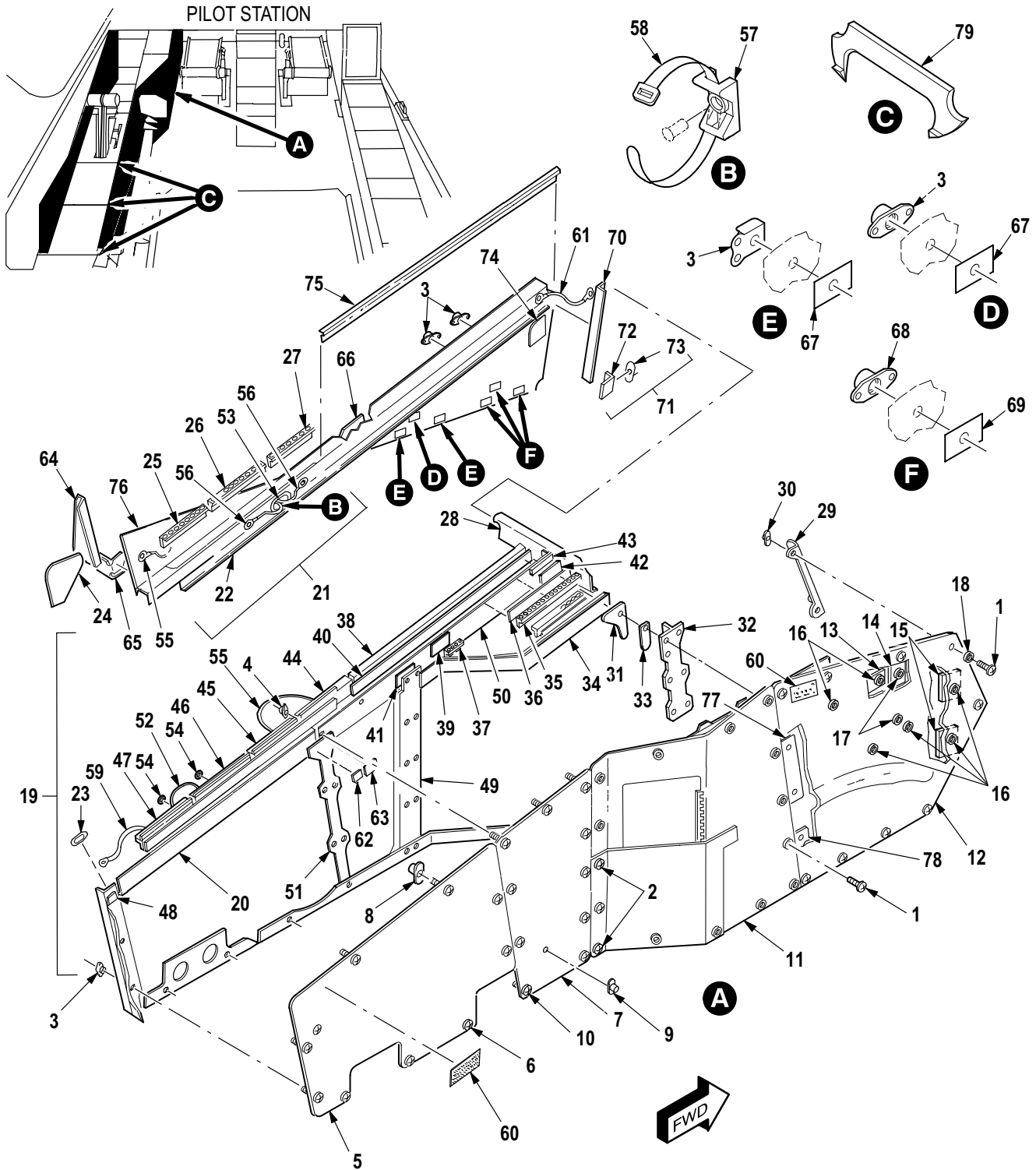
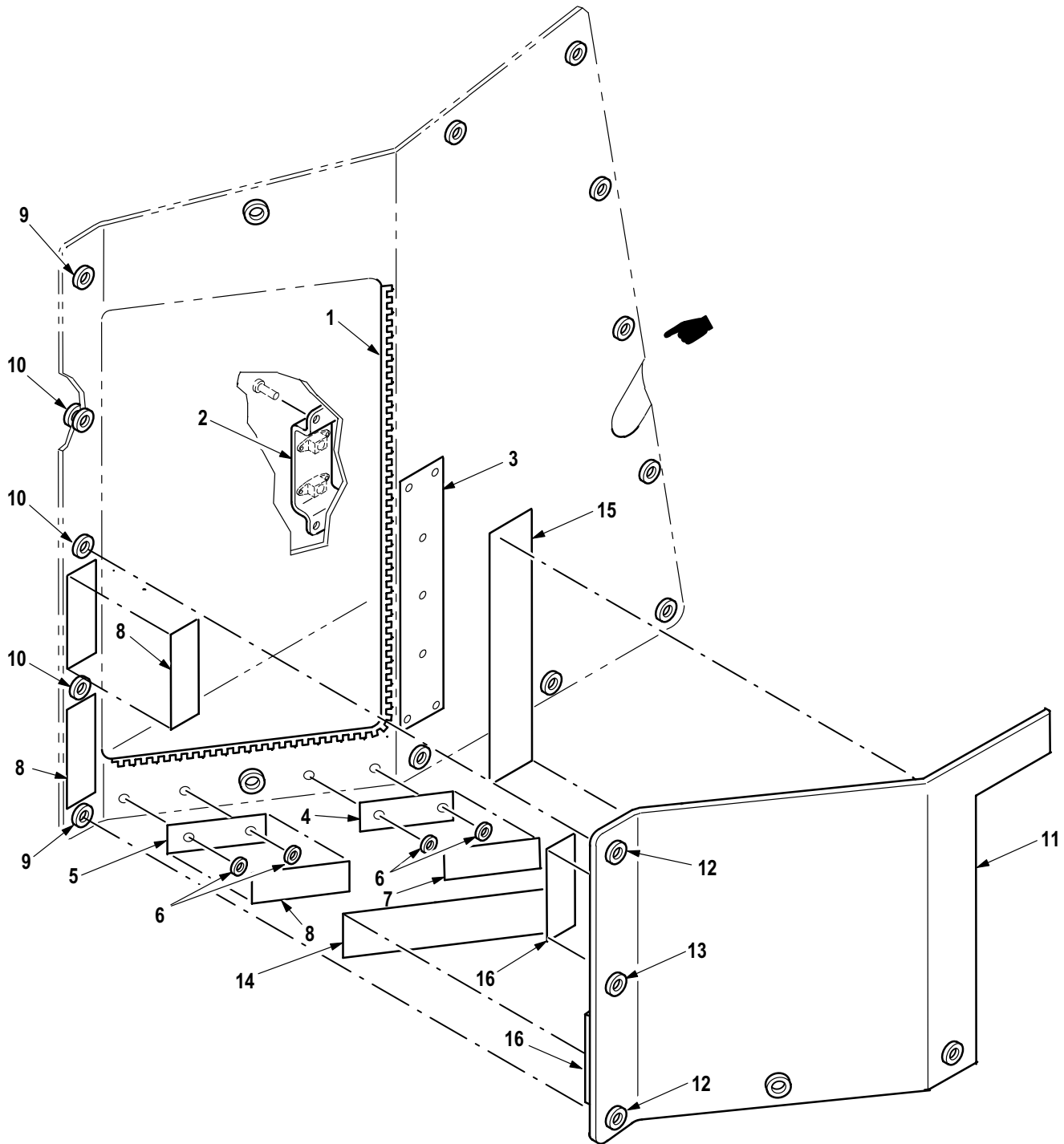


Figure 204. Group 02 Console Installation, Pilot (LH Side)
7-31 1172020-601

(1) ITEM NO.	(2) SMR CODE	(3) CAGE	(4) PART NUMBER	(5) DESCRIPTION AND USABLE ON CODE (UOC)	(6) QTY
				Group 02 Airframe Fig. 204 Console Installation, Pilot (LH Side) 7-31 1172020-601	
1	PAOZZ	80205	NAS603-9P	• Screw, Machine	45
2	PAOZZ	80205	NAS603-12P	• Screw, Machine	3
3	PAOZZ	80205	MS21075L3E	• Nut, Self-Locking, Pl	48
4	PAOZZ	96906	MS21072L3	• Nut, Self-Locking, Pl	1
5	PAOOO	02731	7-31 1172025	• Panel, Indicator	1
6	PAOZZ	02731	HS4874-2B1A	•• Grommet, Metallic	9
7	PAOOO	02731	7-31 1172023	• Panel Assembly, Cons	1
8	PAOZZ	80205	MS21075L3E	•• Nut, Self-Locking, Pl	1
9	PAOZZ	80205	NAS1195DD3WM	•• Nut Spacer, Plate	1
10	PAOZZ	02731	HS4874-2B2A	•• Grommet, Metallic	10
11	PAOOO	02731	7-31 1172022-29	• Panel Assembly, Cons (See Fig. 205 for Breakdown)	1
12	PAOOO	02731	7-31 1172021-25	• Panel Assembly, Cons	1
13	XDOZZ	02731	7-31 1172021-29	•• Doubler	1
14	XDOZZ	02731	7-31 1172021-37	•• Doubler	1
15	XDOZZ	02731	7-31 1172021-35	•• Doubler	2
16	PAOZZ	80205	NAS1169DD10L	•• Washer, Finishing	4
17	PAOZZ	80205	NAS1169DD416L	•• Washer, Finishing	2
18	PAOZZ	02731	HS4874-3B2A	•• Grommet, Metallic	12
19	XDOOO	02731	7-31 1172020-1 19	• Console Assembly	1
20	XDOZZ	02731	7-31 1172020-121	•• Rail	1
21	XDOOO	02731	7-31 1172020-1 17	•• Rail Assy	1
22	XDOZZ	02731	7-31 1172020-1 15	••• Rail	1
23	MOOZZ	96906	MS21266-1N	••• Grommet, Nonmetallic	1
24	XDOZZ	02731	7-31 1172020-51	•• Gusset	1
25	XDOZZ	02731	7-31 1172020-57	•• Strip	1
26	XDOZZ	02731	7-31 1172020-55	•• Strip	1
27	XDOZZ	02731	7-31 1172020-53	•• Strip	1
28	XDOZZ	02731	7-31 1172020-13	•• Beam	1
29	XDOOO	02731	7-31 1172020-69	•• Angle Assembly	1
30	PAOZZ	80205	MS21075L3E	••• Nut, Self-Locking, Pl	4
31	XDOZZ	02731	7-31 1172020-37	•• Gusset	1
32	XDOZZ	02731	7-31 1172020-129	•• Tee	1
33	XDOZZ	02731	7-31 1172020-35	•• Spacer	1
34	XDOZZ	02731	7-31 1172020-47	•• Strip	1
35	XDOZZ	02731	7-31 1172020-27	•• Strip	1
36	MOOZZ	02731	7-31 1172020-31	•• Shim	1
37	XDOZZ	02731	7-31 1172020-49	•• Strip	1
38	XDOZZ	02731	7-31 1172020-25	•• Strip	1
39	MOOZZ	02731	7-31 1172020-45	•• Shim	1
40	XDOZZ	02731	7-31 1172020-33	•• Shim	1
41	XDOZZ	02731	7-31 1172020-29	•• Spacer	1
42	XDOZZ	02731	7-31 1172020-39	•• Gusset	1
43	XDOZZ	02731	7-31 1172020-81	•• Shim	1
44	XDOZZ	02731	7-31 1172020-15	•• Strip	1
45	XDOZZ	02731	7-31 1172020-59	•• Strip	1
46	XDOZZ	02731	7-31 1172020-61	•• Strip	1
47	XDOZZ	02731	7-31 1172020-63	•• Strip	1
48	MOOZZ	02731	7-31 1172020-41	•• Shim	1
49	XDOZZ	02731	7-31 1172020-7	•• Strut	1

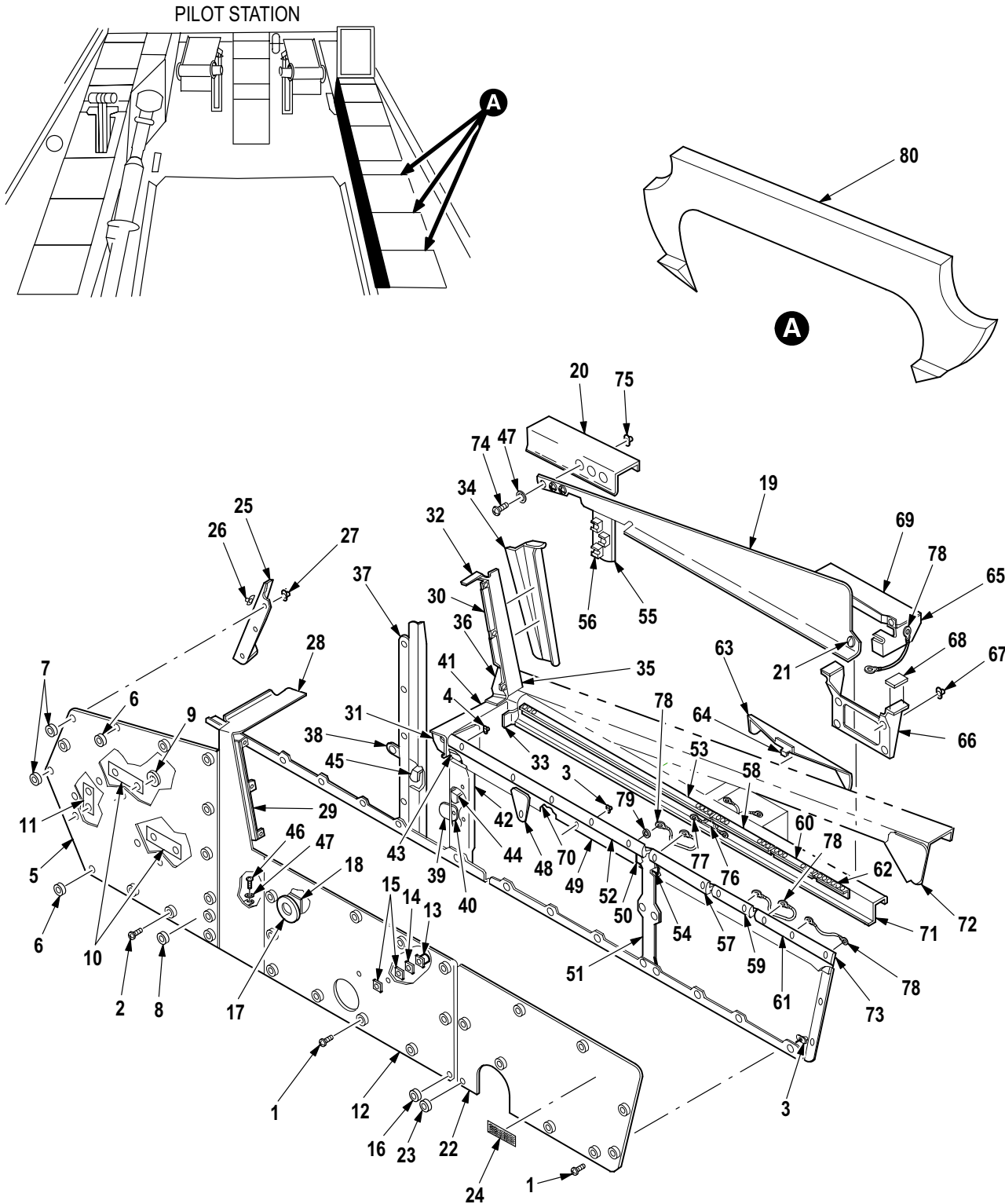
(1) ITEM NO.	(2) SMR CODE	(3) CAGE	(4) PART NUMBER	(5) DESCRIPTION AND USABLE ON CODE (UOC)	(6) QTY
50	XDOZZ	02731	7-31 1172020-1 1	•• Rail	1
51	XDOZZ	02731	7-31 1172020-67	•• Strut	1
52	PAOZZ	81349	M83413/8-A07AA	•• Lead, Electrical	1
53	MOOZZ	96906	MS21266-1N	•• Grommet, Nonmetallic	1
54	PAOZZ	88044	AN960JD5	•• Washer, Flat	4
55	XDOZZ	96906	MS25083-2AA8	•• Lead, Electrical	2
56	XDOZZ	81349	M83413/8-A10AA	•• Lead, Electrical	2
57	PAOZZ	02731	HS4271-1S4	•• Mounting Base, Tiedo	1
58	PAOZZ	96906	MS3367-4-9	•• Strap, Tiedown, Elect	1
59	PAOZZ	81349	M83413/8-A05AA	•• Lead, Electrical	1
60	MOOZZ	02731	7-31 1180042-5	• Tape, Hook	2
61	PAOZZ	81349	M83413/8-A07AA	• Lead, Electrical	1
62	MOOZZ	02731	7-31 1172020-71	• Shim	1
63	MOOZZ	02731	7-31 1172020-73	• Shim	1
64	XDOZZ	02731	7-31 1172020-17	• Gusset	1
65	XDOZZ	02731	7-31 1172020-19	• Bracket	1
66	XDOZZ	02731	7-31 1172020-79	• Clip	1
67	PAOZZ	80205	NAS1195D3KH	• Nut Spacer, Plate	3
68	PAOZZ	96906	MS21059L06	• Nut, Self-Locking, Pl	3
69	PAOZZ	80205	NAS463XKD10	• Nut Spacer, Plate	3
70	XDOZZ	02731	7-31 1172020-9	• Angle	1
71	XDOOO	02731	7-31 1172020-137	• Bracket, Angle	1
72	PAOZZ	02731	7-31 1172020-139	•• Bracket, Angle	1
73	PAOZZ	80205	MS21075L3E	•• Nut, Self-Locking, Pl	1
74	XDOZZ	02731	7-31 1172020-21	• Gusset	1
75	XDOZZ	02731	7-31 1172020-23	• Strip	1
76	PAOZZ	02731	7-31 1172024	• Panel, Console	1
77	XDOZZ	02731	7-31 1172020-131	• Strap	1
78	XDOZZ	02731	7-31 1172020-133	• Strap	1
79	MOOZZ	02731	7-31 1180040-23	Bracket, Plastic	3
END OF FIGURE					



M09-1130B

Figure 205. Group 02 Panel Assembly, AFT Cockpit Stow Box
7-31 1172022-29

(1) ITEM NO.	(2) SMR CODE	(3) CAGE	(4) PART NUMBER	(5) DESCRIPTION AND USABLE ON CODE (UOC)	(6) QTY
				Group 02 Airframe Fig. 205 Panel Assembly, AFT Cockpit Stow Box 7-31 1172022-29 See Fig. 204 for NHA	
1	MOOZZ	02731	7-31 1172022-7	• Grommet	1
2	PAOZZ	02731	7-31 1172022-15	• Bracket, Double Angl	1
3	MOOZZ	02731	7-31 1172022-43	• Hook, Tape	1
4	XDOZZ	02731	7-31 1172022-55	• Strap	1
5	XDOZZ	02731	7-31 1172022-57	• Strap	1
6	PAOZZ	88044	AN960JD3	• Washer, Flat	18
7	MOOZZ	02731	7-31 1172022-41	• Tape, Hook	1
8	MOOZZ	02731	7-31 1172022-61	• Tape, Hook	3
9	PAOZZ	02731	HS4874-2B2A	• Grommet, Metallic	12
10	PAOZZ	02731	HS4874-2B4A	• Grommet, Metallic	3
11	MOOOO	02731	7-31 1172022-53	• Cover Assy	1
12	PAOZZ	02731	HS4874-3B3A	•• Grommet, Metallic	2
13	PAOZZ	02731	HS4874-3B4A	•• Grommet, Metallic	1
14	MOOZZ	02731	7-31 1172022-47	•• Pile, Tape	1
15	MOOZZ	02731	7-31 1172022-49	•• Pile, Tape	1
16	MOOZZ	02731	7-31 1172022-45	•• Pile, Tape	2
END OF FIGURE					



M09-609H

Figure 206. Group 02 Console Installation, Pilot (RH Side)
7-31 1172030-601

(1) ITEM NO.	(2) SMR CODE	(3) CAGE	(4) PART NUMBER	(5) DESCRIPTION AND USABLE ON CODE (UOC)	(6) QTY
				Group 02 Airframe Fig. 206 Console Installation, Pilot (RH Side) 7-31 1172030-601	
1	PAOZZ	80205	NAS603-10P	• Screw, Machine	19
2	PAOZZ	80205	NAS603-8P	• Screw, Machine	14
3	PAOZZ	80205	MS21075L3E	• Nut, Self-Locking, Pl	36
4	PAOZZ	96906	MS21061-3	• Nut, Self-Locking, Pl	1
5	PAOOO	02731	7-31 1172032-9	• Panel, Indicator	1
6	PAOZZ	02731	HS4874-2B2A	•• Grommet, Metallic	3
7	XDOZZ	02731	HS4874-5B2A	•• Grommet, Metallic	3
8	PAOZZ	80205	NAS557-8A	•• Grommet, Nonmetallic	1
9	PAOZZ	80205	NAS1169DD10L	•• Washer, Finishing	6
10	XDOZZ	02731	7-31 1172032-11	•• Doubler	2
11	XDOZZ	02731	7-31 1172032-13	•• Doubler	1
12	PAOOO	02731	7-31 1172035-7	• Panel	1
13	PAOZZ	80205	MS21075L3E	•• Nut, Self-Locking, Pl	3
14	PAOZZ	80205	NAS1195DD3XH	•• Nut Spacer, Plate	1
15	PAOZZ	80205	NAS1195DD3XM	•• Nut Spacer, Plate	4
16	PAOZZ	02731	HS4874-2B2A	•• Grommet, Metallic	13
17	XDOZZ	02731	7-31 1111214	•• Mount	1
18	XDOZZ	02731	7-31 1172035-5	•• Doubler	1
19	XDOOO	02731	7-31 1172034	• Panel, Side	1
20	XDOZZ	02731	7-31 1172034-5	•• Bracket	1
21	PAOZZ	02731	HS4874-2B2A	•• Grommet, Metallic	1
22	XDOOO	02731	7-31 1172036	• Panel, Side	1
23	PAOZZ	02731	HS4874-2B1A	•• Grommet, Metallic	1
24	MOOZZ	02731	7-31 1180042-5	•• Tape, Hook	1
25	XDOOO	02731	7-31 1172030-57	• Angle Assy Cockpit	1
26	PAOZZ	80205	MS21075L3E	•• Nut, Self-Locking, Pl	5
27	PAOZZ	96906	MS21071-3	•• Nut, Self-Locking, Pl	1
28	XDOZZ	02731	7-31 1172033	• Panel, Console	1
29	XDOZZ	02731	7-31 1172030-123	• Strip	1
30	XDOZZ	02731	7-31 1172030-125	• Strip	1
31	XDOZZ	02731	7-31 1172030-35	• Clip	2
32	XDOZZ	02731	7-31 1172030-53	• Angle	1
33	XDOZZ	02731	7-31 1172030-49	• Angle	1
34	XDOZZ	02731	7-31 1172030-43	• Support	1
35	XDOZZ	02731	7-31 1172030-55	• Support	1
36	XDOZZ	02731	7-31 1172030-51	• Angle	1
37	XDOZZ	02731	7-31 1172030-33	• Channel	1
38	XDOZZ	02731	HS4592-2D6-8	• Bracket, Angle	1
39	XDOOO	02731	7-31 1113220-15	• Bracket, Double Angl	1
40	PAOZZ	80205	MS21075L3E	•• Nut, Self-Locking, Pl	1
41	XDOZZ	02731	7-31 1172030-29	• Support	1
42	XDOZZ	02731	7-31 1172030-31	• Channel	1
43	XDOZZ	02731	7-31 1172030-61	• Filler	1
44	XDOZZ	02731	7-31 1172030-37	• Bracket	1
45	XDOZZ	02731	7-31 1172030-38	• Bracket	1
46	PAOZZ	80205	NAS603-9P	• Screw, Machine	2
47	PAOZZ	88044	AN960JD10L	• Washer, Flat	3
48	XDOZZ	02731	7-31 1172030-27	• Support	1
49	XDOZZ	02731	7-31 1172030-83	• Support	1

(1) ITEM NO.	(2) SMR CODE	(3) CAGE	(4) PART NUMBER	(5) DESCRIPTION AND USABLE ON CODE (UOC)	(6) QTY
50	MOOZZ	02731	7-31 1172030-95	• Filler	1
51	XDOZZ	02731	7-31 1172030-63	• Support	1
52	XDOZZ	02731	7-31 1172030-65	• Strip	1
53	XDOZZ	02731	7-31 1172030-67	• Strip	1
54	MOOZZ	02731	7-31 1172030-97	• Filler	1
55	XDOOO	02731	7-31 1172030-91	• Bracket Assembly	1
56	PAOZZ	02731	HS4271-3S8	• • Mounting Base, Tiedo	3
57	XDOZZ	02731	7-31 1172030-77	• Strip	1
58	XDOZZ	02731	7-31 1172030-79	• Strip	1
59	XDOZZ	02731	7-31 1172030-73	• Strip	1
60	XDOZZ	02731	7-31 1172030-75	• Strip	1
61	XDOZZ	02731	7-31 1172030-85	• Strip	1
62	XDOZZ	02731	7-31 1172030-87	• Strip	1
63	XDOZZ	02731	7-31 1172030-81	• Support	1
64	MOOZZ	02731	7-31 1172030-93	• Shim	1
65	XDOZZ	02731	7-31 1172030-23	• Bracket	1
66	XDOOO	02731	7-21 1172031	• Filter Support Assy	1
67	PAOZZ	80205	MS21075L3E	• • Nut, Self-Locking, Pl	4
68	MOOZZ	02731	7-31 1172030-21	• Shim	1
69	XDOZZ	02731	7-31 1172030-17	• Support	1
70	XDOZZ	02731	7-31 1172030-135	• Support	1
71	XDOZZ	02731	7-31 1172030-137	• Support	1
72	XDOZZ	02731	7-31 1172030-15	• Gusset	1
73	XDOZZ	02731	7-31 1172030-19	• Filler	1
74	PAOZZ	80205	NAS6203-4H	• Bolt, Shear	3
75	PAOZZ	80205	MS21042L3	• Nut, Self-Locking, Ex	3
76	PAOZZ	96906	MS21266-1N	• Grommet, Nonmetallic	1
77	XDOZZ	81349	M83413/8-AO9AA	• Lead, Electrical	2
78	PAOZZ	81349	M83413/8-A07AA	• Lead, Electrical	4
79	PAOZZ	88044	AN960JD5	• Washer, Flat	5
80	MOOZZ	02731	7-31 1180040-23	Bracket, Plastic	8
END OF FIGURE					

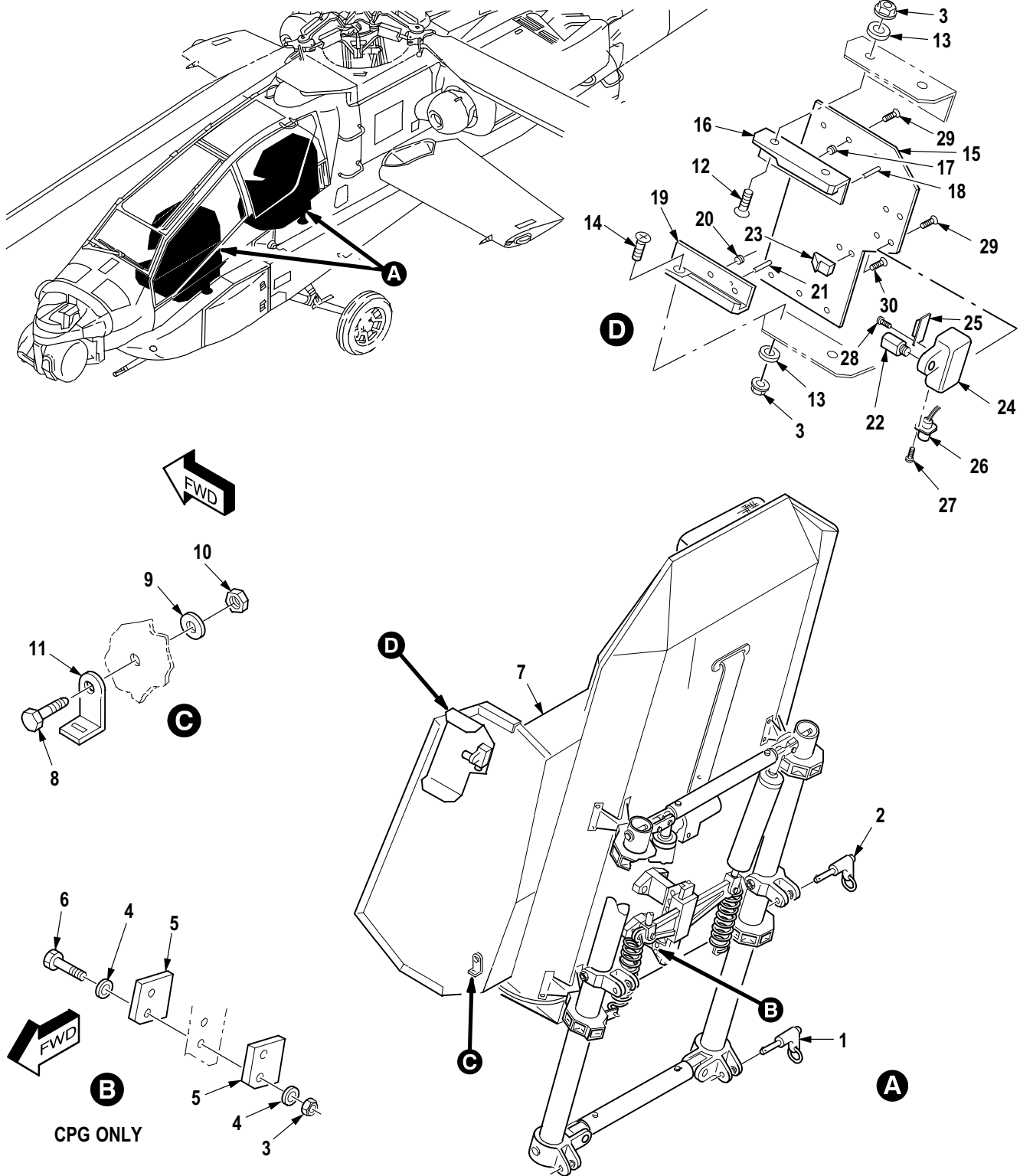
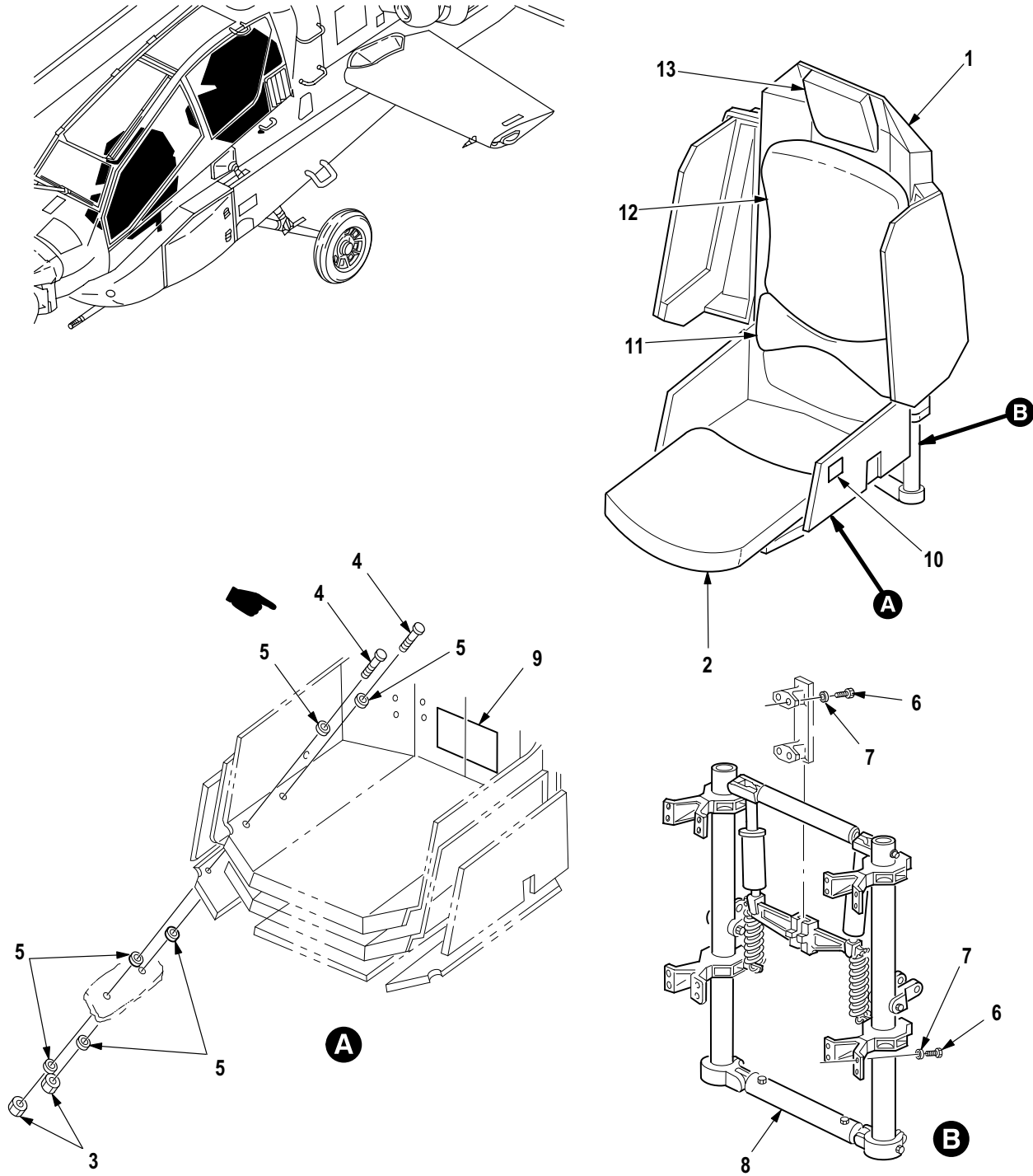


Figure 207. Group 02 Armored Crew Seat Installation
7-31 1910000-7
7-31 1910000-9

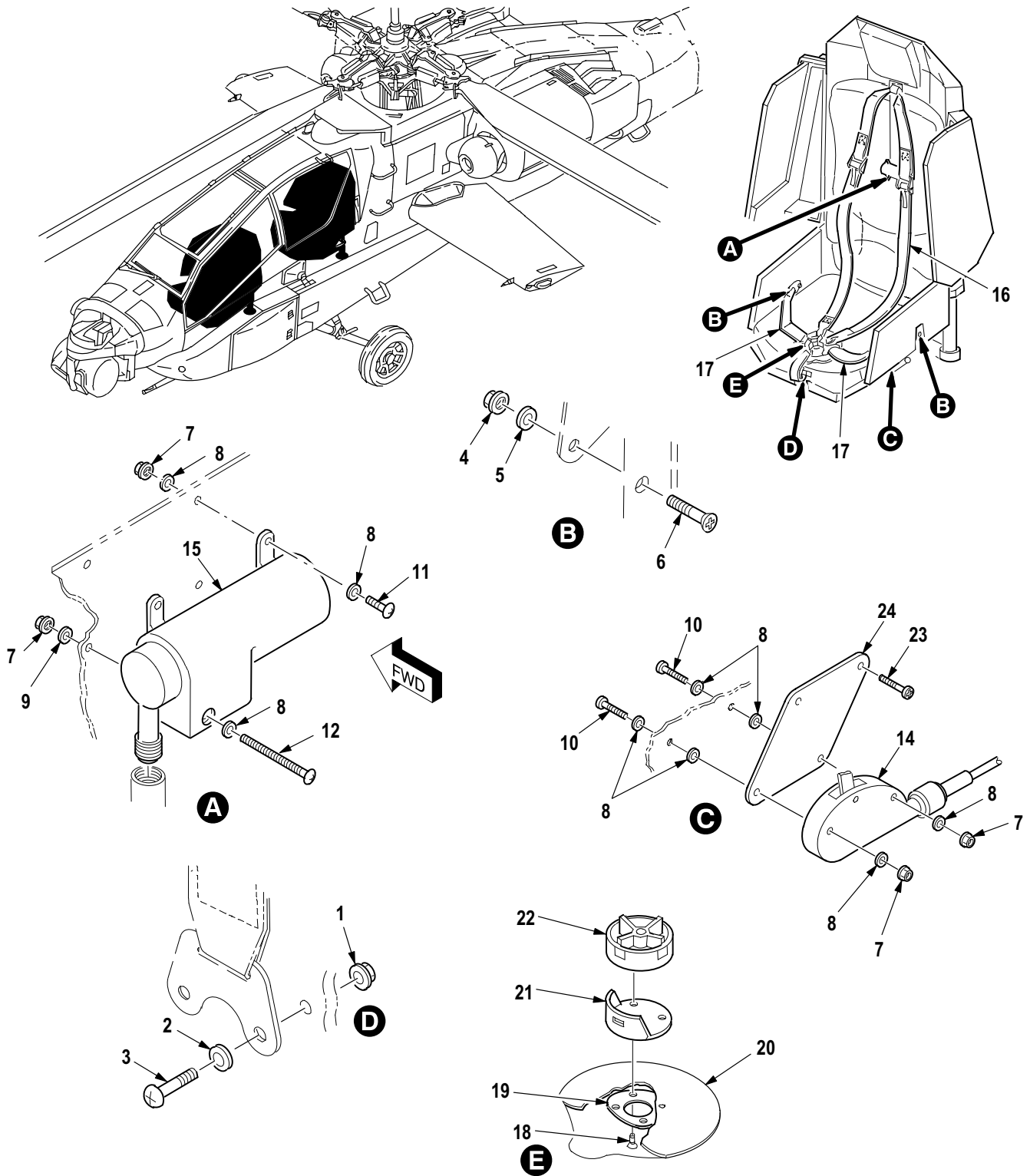
(1) ITEM NO.	(2) SMR CODE	(3) CAGE	(4) PART NUMBER	(5) DESCRIPTION AND USABLE ON CODE (UOC)	(6) QTY
				Group 02 Airframe Fig. 207 Armored Crew Seat Installation 7-31 1910000-7 7-31 1910000-9	
1	PAOZZ	80205	NAS1335A5C15D	• Pin, Quick Release	2
2	PAOZZ	80205	NAS1336A5C20D	• Pin, Quick Release	2
3	PAOZZ	80205	MS21042L3	• Nut, Self-Locking, Ex (U/O P/N 7-311910000-9)	1
4	PAOZZ	88044	AN960PD10	• Washer, Flat (U/O P/N 7-311910000-9)	2
5	MFOZZ	02731	7-21 1910011	• Spacer, Plate (U/O P/N 7-311910000-9)	2
6	PAOZZ	80205	NAS6203-12H	• Bolt, Shear (U/O P/N 7-311910000-9)	1
7	PBOOO	02731	7-31 1910010-607	• Seat, Aircraft (See Fig. 208 and 209 for Breakdown)	1
8	PAOZZ	80205	NAS6604-13	• Bolt, Shear	1
9	PAOZZ	88044	AN960-416L	• Washer, Flat	2
10	PAOZZ	80205	MS21042L4	• Nut, Self-Locking, Ex	1
11	PAOZZ	02731	7-31 1910012	• Bracket, Angle	1
12	PAOZZ	96906	MS24694S47	• Screw, Machine	2
13	PAOZZ	88044	AN960JD10L	• Washer, Flat	10
14	PAOZZ	96906	MS24694S50	• Screw, Machine	2
15	PAOZZ	8V613	7-31 1910015-1	• Bracket, Mounting	1
16	PAOOO	8V613	7-31 1910015-7	• Bracket, Mounting	1
17	PAOZZ	96906	MS21209C0415	••• Insert, Screw Thread	3
18	PAOZZ	00048	A10199-2	••• Pin, Spring	1
19	PAOOO	8V613	7-31 1910015-8	•• Bracket, Mounting	1
20	PAOZZ	96906	MS21209C0415	••• Insert, Screw Thread	3
21	PAOZZ	00048	A10199-2	••• Pin, Spring	1
22	PAOZZ	8V613	7-31 1910015-11	•• Pin, Shoulder, Headle	1
23	PAOZZ	8V613	7-31 1910015-17	•• Strike, Catch	1
24	PAOOO	8V613	7-31 1910015-3	•• Box Connector, Elect	1
25	PAOZZ	81349	M24308/1-12	••• Connector, Receptacl	1
26	PAOZZ	96906	MS3112E8-2P	••• Connector, Receptacl	1
27	XDOZZ	80205	NAS1635-04LE6P	••• Screw, Self-Locking	4
28	PAOZZ	80205	NAS1635-02LE4P	••• Screw, Cap, Socket He	2
29	XDOZZ	80205	NAS1189E04P4B	•• Screw, Self-Locking	10
30	PAOZZ	80205	NAS1189E06P4B	•• Screw, Cap, Socket He	2
END OF FIGURE					



M09-1143B

Figure 208. Group 02 Seat, Aircraft, Armored
7-31 1910010-607

(1) ITEM NO.	(2) SMR CODE	(3) CAGE	(4) PART NUMBER	(5) DESCRIPTION AND USABLE ON CODE (UOC)	(6) QTY
				Group 02 Airframe Fig. 208 Seat, Aircraft, Armored 7-31 1910010-607 See Fig. 207 for NHA	
1	XDOOO	54786	102608-2	• Bucket Assembly (Simula) (See Fig. 212 for Breakdown) .	1
1	XDOOO	44197	251636-1	• Seat, Armored/Cush (Norton) (See Fig. 210 for Breakdown)	REF
1	XDOOO	52969	70361-013	• Seat, Armored/Cush (Ceradyne) (See Fig. 211 for Breakdown)	REF
2	PAOZZ	54786	100795-1	• Cushion Assy, Seat P	1
3	PAOZZ	80205	MS21042-3	• Nut, Self-Locking, Ex	4
4	PAOZZ	80205	NAS603-22P	• Screw, Machine	4
5	PAOZZ	59875	TX90790-34	• Washer, Flat	24
6	XDOZZ	80205	NAS6805-5	• Bolt, Shear	20
7	PAOZZ	96906	MS27183-14	• Washer, Flat	20
8	XDOOO	54786	100606-1	• Frame Assy (See Figs. 213 thru 215 for Breakdown)	1
9	XDOZZ	54786	102368-1	• Nameplate	1
10	XDOZZ	54786	100883-1	• Label, Warning	1
11	PAOZZ	54786	101471-1	• Cushion,Lumbar Supp	1
12	PAOZZ	54786	101472-1	• Cushion, Seat Back, A	1
13	PAOZZ	54786	101473-1	• Headrest, Seat,Vehic	1
END OF FIGURE					

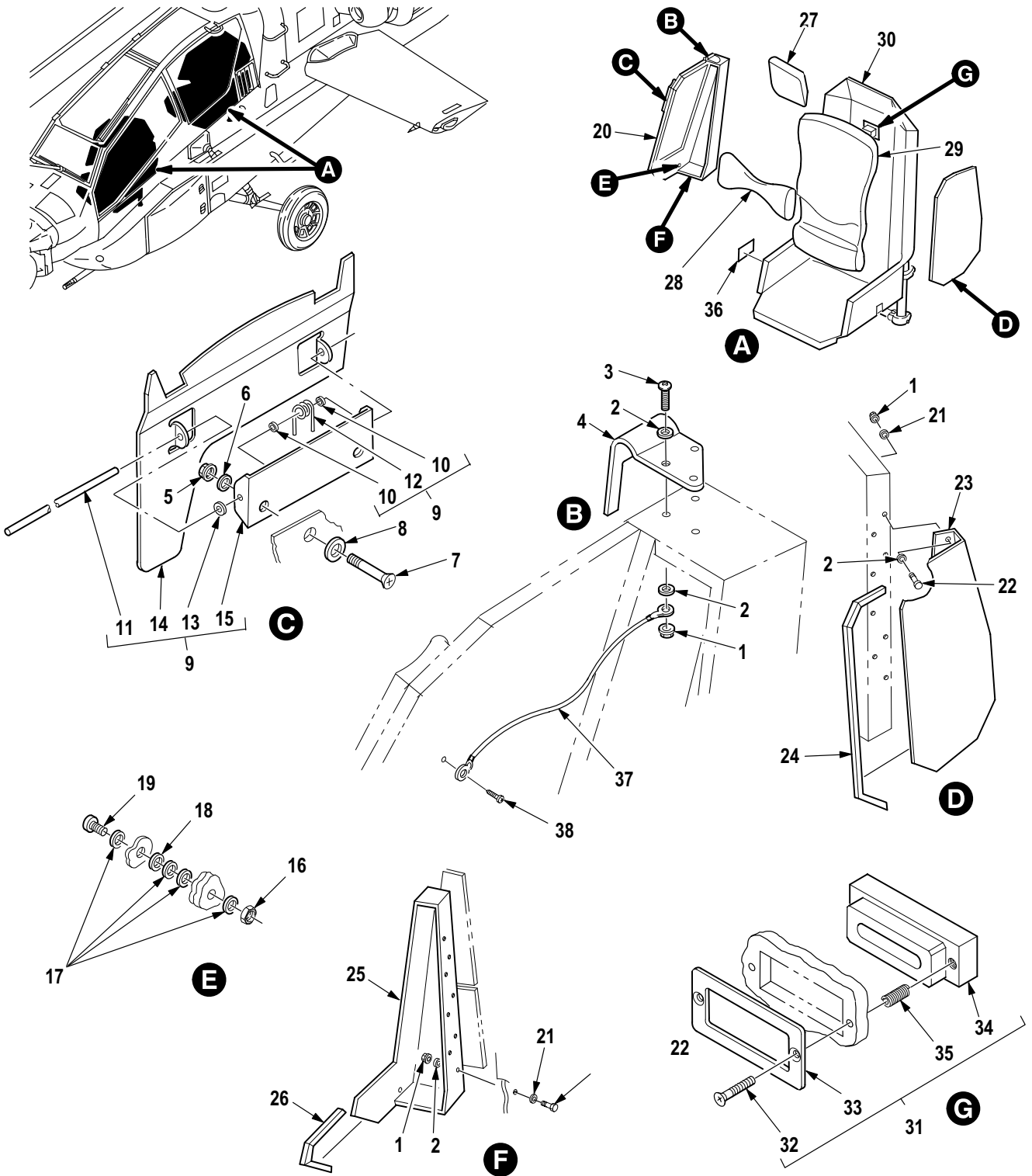


M09-455D

Figure 209. Group 02 Seat, Aircraft, Armored (Restraint)
7-31 1910010-607

(1) ITEM NO.	(2) SMR CODE	(3) CAGE	(4) PART NUMBER	(5) DESCRIPTION AND USABLE ON CODE (UOC)	(6) QTY
				Group 02 Airframe Fig. 209 Seat, Aircraft, Armored (Restraint) 7-31 1910010-607 See Fig. 207 for NHA	
1	PAOZZ	80205	MS21042-4	• Nut, Self-Locking, Ex	2
2	PAOZZ	88044	AN960-416	• Washer, Flat	2
3	PAOZZ	54786	101459-2	• Screw, Close Toleran	2
4	PAOZZ	96906	MS21042-6	• Nut, Self-Locking, Ex	2
5	PAOZZ	88044	AN960-616	• Washer, Flat	4
6	PAOZZ	80205	NAS336C4-13	• Screw, Close Toleran	2
7	PAOZZ	80205	MS21042-3	• Nut, Self-Locking, Ex	6
8	PAOZZ	59875	TX90790-34	• Washer, Flat	9
9	PAOZZ	54786	102093-1	• Washer, Key	2
10	PAOZZ	80205	NAS603-27	• Screw, Machine	2
11	PAOZZ	80205	NAS603-22P	• Screw, Machine	4
12	PAOZZ	80205	NAS603-52P	• Screw, Machine	1
13	XCOOO	54786	103525-1	• Restraint System (Not Illustrated-Installation Drawing)	1
14	PAOZZ	45402	0101670-01	•• Control Assembly, Re	1
15	PAOZZ	54786	103528-3	•• Reel, Shoulder Harne	1
16	PAOZZ	45402	0101667-01	•• Harness, Aircraft Sa	1
17	PAOZZ	45402	1101730-01	•• Belt, Aircraft Safet	2
18	PAOZZ	96906	MS35206-243	•• Screw, Machine	4
19	PAOZZ	45402	1101588-01	•• Plate, Pad	1
20	PAOZZ	45402	1107408-01	•• Pad Assembly, Buckle	1
21	PAOZZ	45402	1101678-01	•• Guard Handle	1
22	PAOZZ	45402	1101750-01	•• Buckle Assembly, Res	1
23	PAOZZ	80205	NAS603-17	• Screw, Machine	2
24	PAOZZ	54786	103297-1	• Bracket, Mounting	1
END OF FIGURE					

(1) ITEM NO.	(2) SMR CODE	(3) CAGE	(4) PART NUMBER	(5) DESCRIPTION AND USABLE ON CODE (UOC)	(6) QTY
				Group 02 Airframe Fig. 210 Seat, Armored/Cushion (Wing Panels, Cushions and Bucket) (Norton) 251636-1 (44197) See Fig. 208 for NHA	
1	PAOZZ	80205	MS21042L4	• Nut, Self-Locking, Ex	20
2	PAOZZ	88044	AN960-416L	• Washer, Flat	40
3	PAOZZ	96906	MS27039-4-14	• Screw, Machine	3
4	PAOZZ	54786	100794-1	• Support, Upper Panel	1
5	PAOZZ	80205	MS21042-3	• Nut, Self-Locking, Ex	2
6	PAOZZ	59875	TX90790-34	• Washer, Flat	2
7	PAOZZ	78553	A3235-028-24A	• Washer, Finishing	2
8	PAOZZ	96906	MS24694S64	• Screw, Machine	2
9	PAOOO	54786	100791-1	• Handle Assembly	1
10	PAOZZ	96906	MS16633-1012	• Ring, Retaining	2
11	XAOZZ	54786	100622	• Rod, Pivot	1
12	XAOZZ	54786	100620	• Spring, Torsion	1
13	PAOZZ	88044	AN960-6L	• Washer, Flat	V
14	XAOZZ	54786	100726	• Handle, Lock-Travel	1
15	XAOZZ	54786	100618	• Base Plate	1
16	PAOZZ	96906	MS21042L6	• Nut, Self-Locking, Ex	1
17	PAOZZ	88044	AN960-616L	• Washer, Flat	5
18	PAOZZ	80205	NAS6606-22	• Bolt, Shear	1
19	PAOZZ	44197	RD30847-1	• Wing Panel, Armored	1
20	PAOZZ	80205	NAS6604H11	• Bolt, Shear	17
21	PAOZZ	44197	RF30833-1	• Wing Panel, Armored	1
22	PAOZZ	44197	RF30834-1	• Wing Panel, Armored	1
23	PAOZZ	44197	D197146-1	• Cushion, Head Rest	1
24	PAOZZ	44197	D197145-1	• Cushion, Seat Back, A	1
25	PAOZZ	44197	D197144-1	• Cushion, Seat Back, A	1
26	XDOZZ	44197	RF30832-1	• Armored Bucket Assy	1
END OF FIGURE					



M09-1144C

Figure 211. Group 02 Seat, Armored/Cushion (Wing Panels, Cushions and Bucket) (Ceradyne) 70361-013 (52969)

(1) ITEM NO.	(2) SMR CODE	(3) CAGE	(4) PART NUMBER	(5) DESCRIPTION AND USABLE ON CODE (UOC)	(6) QTY
				Group 02 Airframe Fig. 211 Seat, Armored/Cushion (Wing Panels, Cushions and Bucket) (Ceradyne) 70361-013 (52969) See Fig. 208 for NHA	
1	PAOZZ	80205	MS21042L4	• Nut, Self-Locking, Ex	20
2	PAOZZ	88044	AN960-416L	• Washer, Flat	23
3	PAOZZ	96906	MS27039-4-16	• Screw, Machine	3
4	XDOZZ	54786	100794-1	• Support, Upper Panel	1
5	PAOZZ	80205	MS21042-3	• Nut, Self-Locking, Ex	2
6	PAOZZ	59875	TX90790-34	• Washer, Flat	2
7	PAOZZ	96906	MS24694S64	• Screw, Machine	2
8	PAOZZ	78553	A3235-028-24A	• Washer, Finishing	2
9	PAOOO	54786	100791-1	• Handle Assembly	1
10	PAOZZ	96906	MS16633-1012	• Ring, Retaining	2
11	XAOZZ	54786	100622	• Rod, Pivot	1
12	XAOZZ	54786	100620	• Spring, Torsion	1
13	PAOZZ	88044	AN960-6L	• Washer, Flat	V
14	XAOZZ	54786	100726	• Handle, Lock-Travel	1
15	XAOZZ	54786	100618	• Base Plate	1
16	PAOZZ	96906	MS21042L6	• Nut, Self-Locking, Ex	1
17	PAOZZ	88044	AN960-616	• Washer, Flat	4
18	PAOZZ	88044	AN960-616L	• Washer, Flat	1
19	PAOZZ	80205	NAS6606-22	• Bolt, Shear	1
20	XDOZZ	52969	70360-013	• Swing Panel, Armored	1
21	PAOZZ	96906	MS27183-10	• Washer, Flat	17
22	PAOZZ	80205	NAS6604H11	• Bolt, Shear	17
23	PAOOO	52969	72232-013	• Armor, Supplemental,	1
24	MFOZZ	52969	72502	• Channel-Extruded, Ne	1
25	PAOOO	52969	72233-013	• Armor, Supplemental,	1
26	MFOZZ	52969	72502	• Channel-Extruded, Ne	1
27	PAOZZ	52969	70359-013	• Cushion, Head Rest	1
28	PAOZZ	52969	70358-013	• Cushion, Seat Back, A	1
29	PAOZZ	52969	70357-013	• Cushion, Seat Back, A	1
30	XDOZZ	52969	72231-013	• Armored Bucket Assy	1
31	XDOZZ	52969	72511-1	• Strap Guide Assy	1
32	XDOZZ	80205	NAS517-2-10	• Screw, Machine	2
33	XAOZZ	52969	72511-3	• Plate, Retainer	1
34	XAOZZ	52969	72511-2	• Plate, Guide, Strap	1
35	PAOZZ	96906	MS21209C0820	• Insert, Screw Thread	2
36	XDOZZ	52969	70373	• Plate, Warning	1
37	PAOZZ	52969	72510	• Cable Assembly	1
38	PAOZZ	96906	MS24622-42	• Screw, Tapping	1
END OF FIGURE					

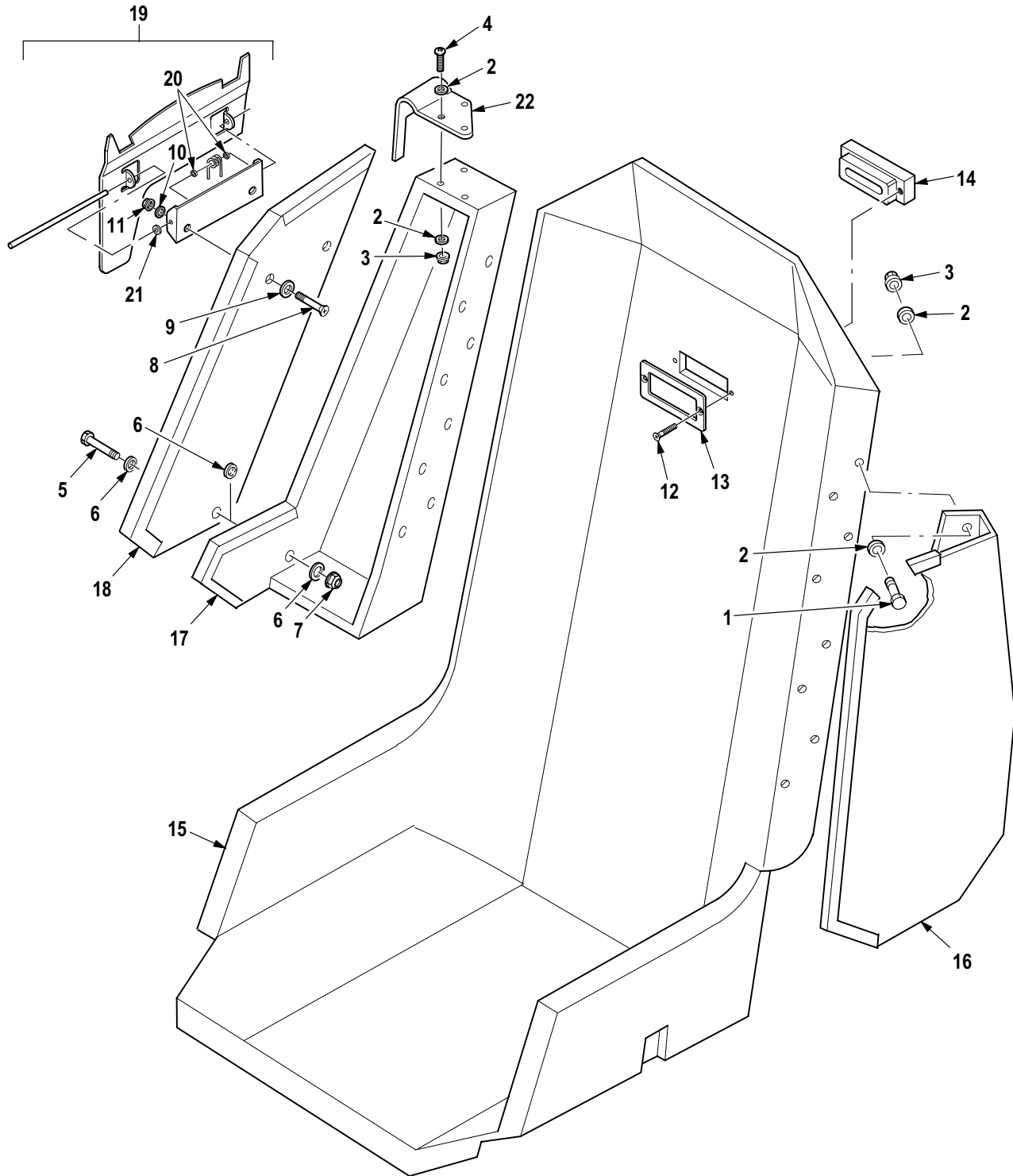


Figure 212. Group 02 Bucket Assembly
102608-2 (54786)

(1) ITEM NO.	(2) SMR CODE	(3) CAGE	(4) PART NUMBER	(5) DESCRIPTION AND USABLE ON CODE (UOC)	(6) QTY
				Group 02 Airframe Fig. 212 Bucket Assembly 102608-2 (54786) See Fig. 208 for NHA	
1	PAOZZ	80205	NAS6604-12	• Bolt, Shear	17
2	PAOZZ	88044	AN960-416L	• Washer, Flat	23
3	PAOZZ	80205	MS21042-4	• Nut, Self-Locking, Ex	3
4	PAOZZ	96906	MS27039-4-17	• Screw, Machine	3
5	PAOZZ	80205	NAS1306-21	• Bolt, Machine	1
6	PAOZZ	88044	AN960-616	• Washer, Flat	17
7	PAOZZ	96906	MS21042L6	• Nut, Self-Locking, Ex	27
8	PAOZZ	96906	MS24694C65	• Screw, Machine	2
9	PAOZZ	78553	A3235-028-24A	• Washer, Finishing	2
10	PAOZZ	59875	TX90790-34	• Washer, Flat	2
11	PAOZZ	80205	MS21042-3	• Nut, Self-Locking, Ex	2
12	PAOZZ	96906	MS24694-C10	• Screw, Machine	2
13	PAOZZ	54786	101443-1	• Plate, Structural, Ai	1
14	PAOZZ	54786	101037-1	• Eyelet, Nonmetallic	1
15	XDOZZ	54786	102872-1	• Bucket, Armored	1
16	XDOZZ	54786	102870-2	• Bucket Assembly, Arm	1
17	PAOZZ	54786	102871-1	• Armor Plate	1
18	XDOZZ	54786	102874-1	• Panel, Swing Armored	1
19	PAOOO	54786	100791-1	• Handle Assembly	1
20	PAOZZ	96906	MS16633-1012	• Ring, Retaining	2
21	PAOZZ	88044	AN960-6L	• Washer, Flat	V
22	XDOZZ	54786	100794-1	• Support, Upper Panel	1
END OF FIGURE					

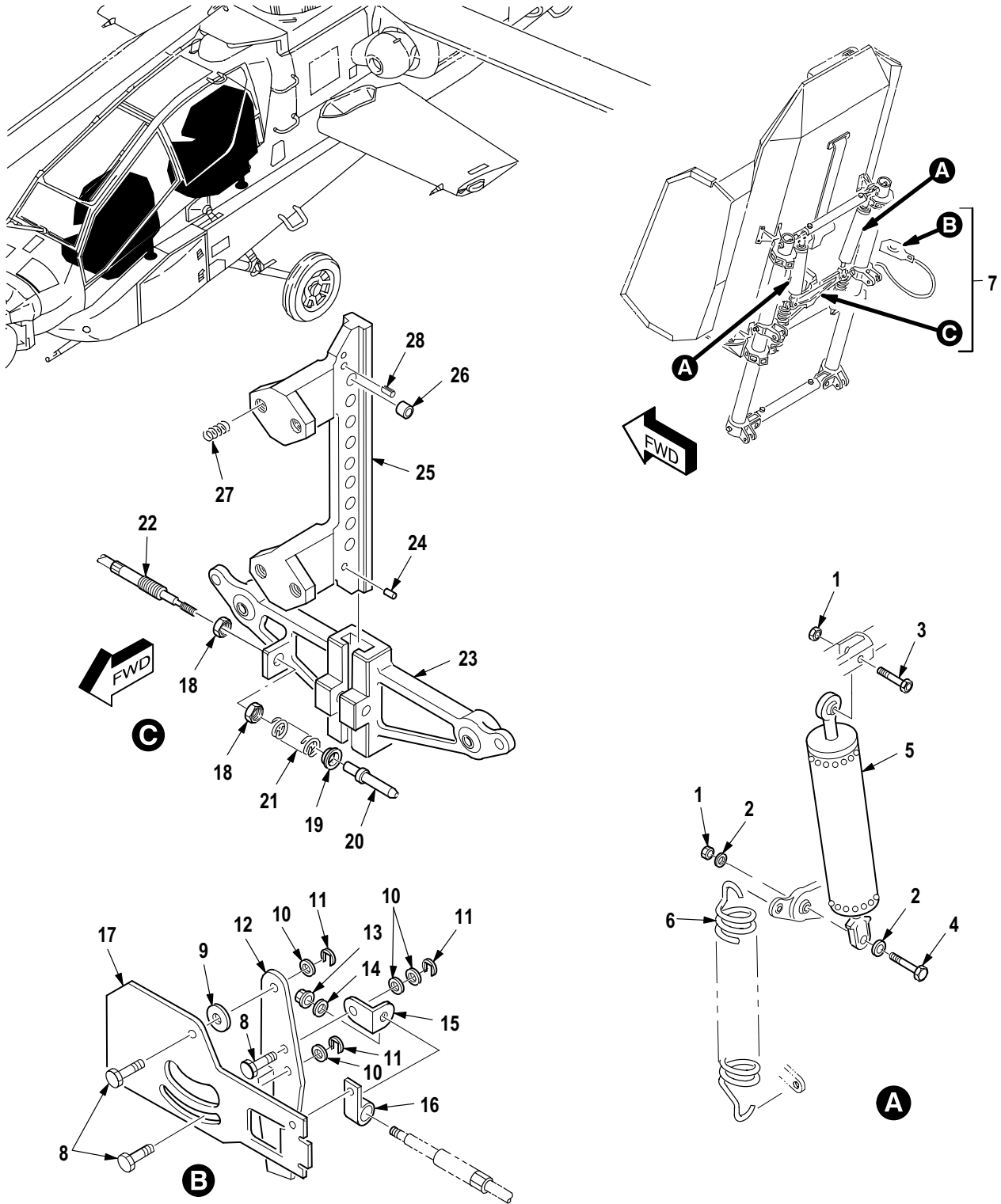
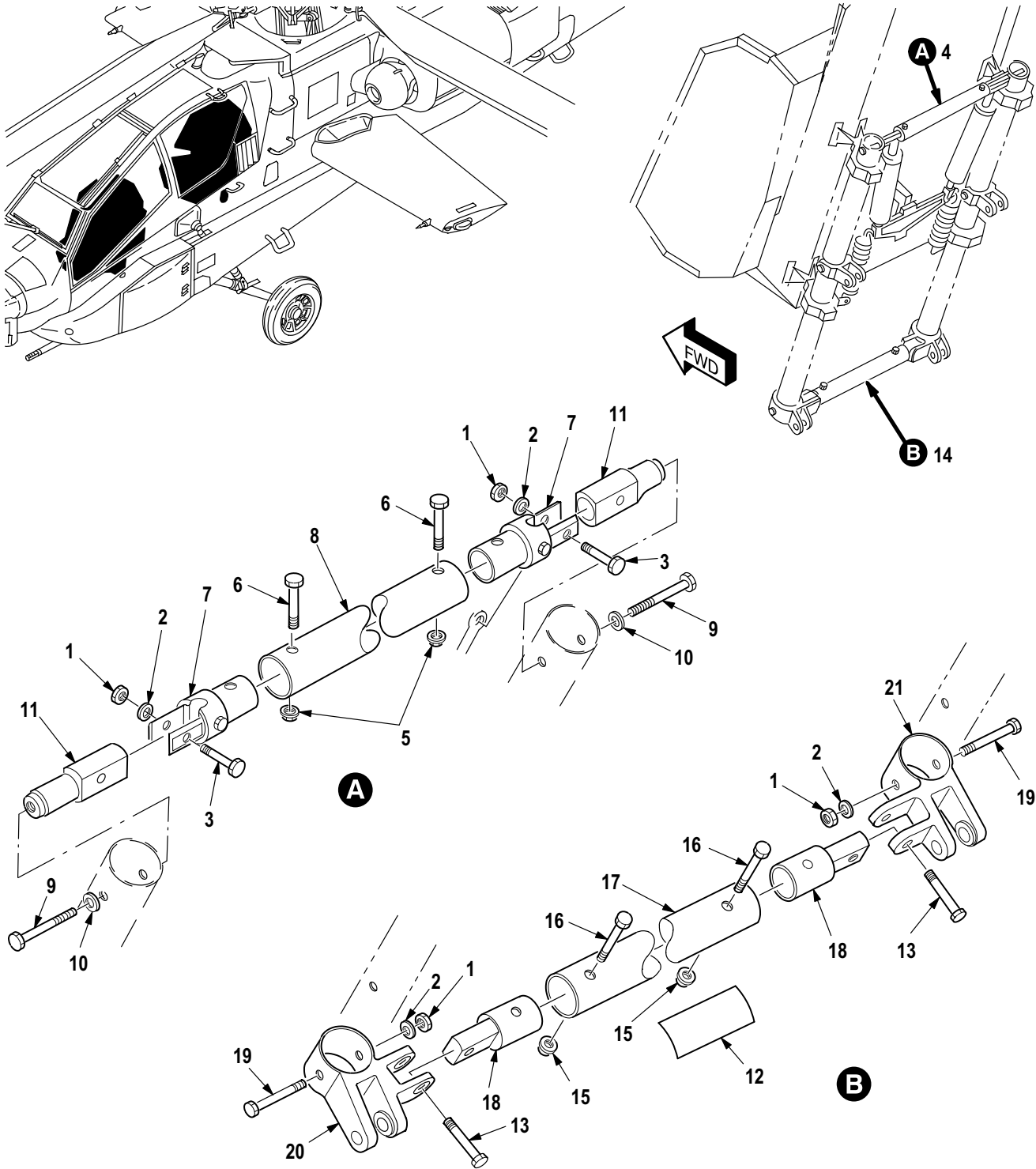


Figure 213. Group 02 Frame Assembly (Handle, Track and Attenuator)
100606-1 (54786)

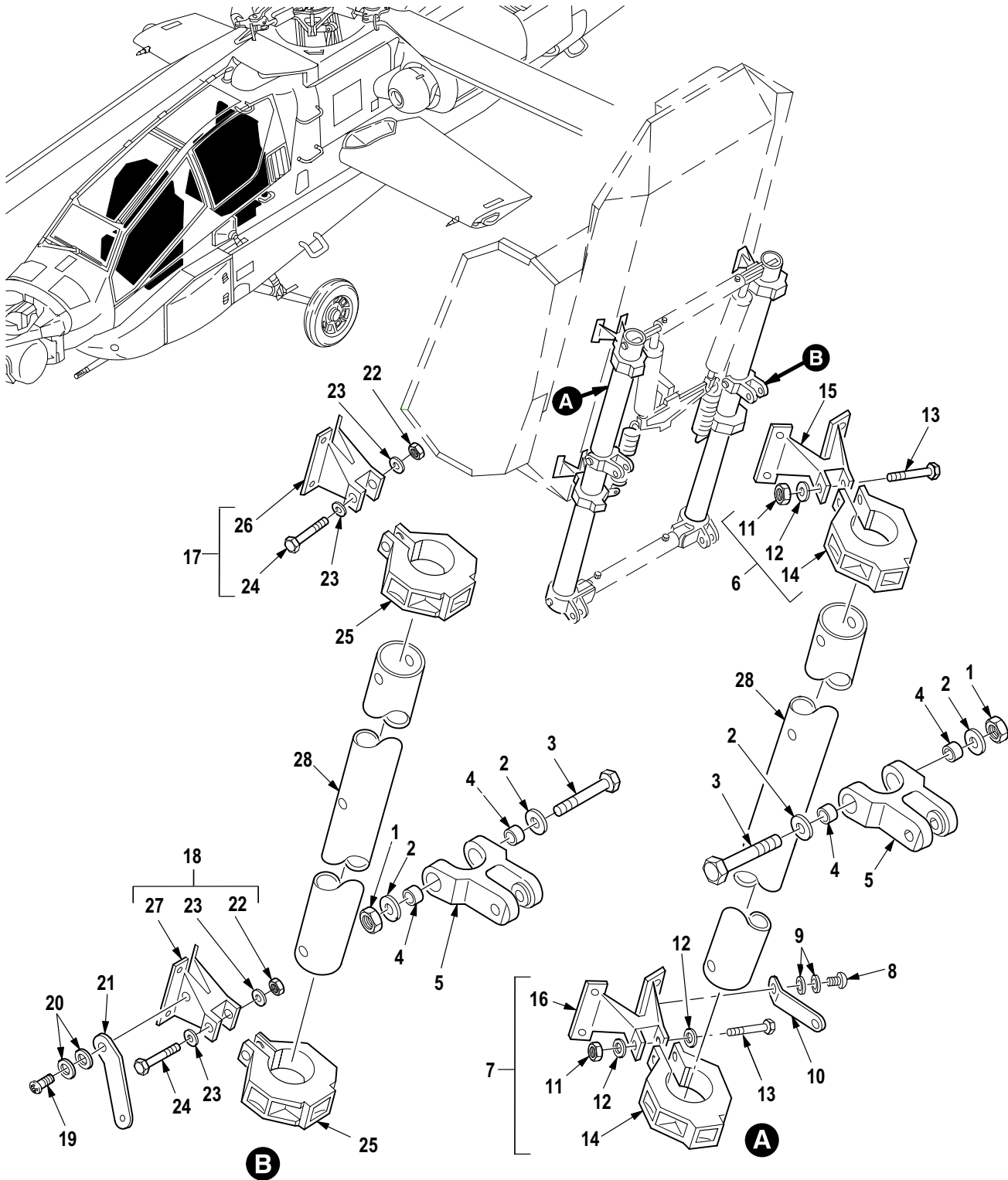
(1) ITEM NO.	(2) SMR CODE	(3) CAGE	(4) PART NUMBER	(5) DESCRIPTION AND USABLE ON CODE (UOC)	(6) QTY
				Group 02 Airframe Fig. 213 Frame Assembly (Handle, Track and Attenuator) 100606-1 (54786) See Fig. 208 for NHA	
1	PAOZZ	80205	MS21042L4	• Nut, Self-Locking, Ex	4
2	PAOZZ	88044	AN960-416L	• Washer, Flat	4
3	PAOZZ	81349	NAS6204-15	• Bolt, Shear	2
4	PAOZZ	80205	NAS6204-8H	• Bolt, Shear	2
5	PAOZZ	54786	100605-1	• Attenuator, Crew Sea	2
6	PAOZZ	54786	100603	• Spring, Helical, Exte	2
7	AOOOO	54786	100614-1	• Control Assembly, Pu	1
8	PAOZZ	54786	100081	• Pin, Straight, Headed	3
9	PAOZZ	54786	100617	• Spacer, Plate	1
10	PAOZZ	88044	AN960PD10L	• Washer, Flat	4
11	PAOZZ	96906	MS16633-1018	• Ring, Retaining	3
12	PAOZZ	54786	100616	• Handle, Control	1
13	PAOZZ	80205	NAS1291-08	• Nut, Self-Locking, Ex	1
14	PAOZZ	88044	AN960-8L	• Washer, Flat	1
15	PAOZZ	54786	100789	• Bracket, Angle	1
16	PAOZZ	54786	100057-1	• Clamp, Support	1
17	XDOZZ	54786	100604	• Base Control Handle	1
18	PAOZZ	80205	NAS509-7	• Nut, Plain, Hexagon	2
19	PAOZZ	54786	100598	• Washer, Slotted	1
20	PAOZZ	54786	100599	• Pin, Vertical Lock	1
21	PAOZZ	54786	100016-6	• Spring, Helical, Comp	1
22	PAOZZ	54786	100564-1	• Control Assembly, Pu	1
23	PAOZZ	54786	100779-1	• Yoke Assembly	1
24	XDOZZ	80205	NAS561S6-14	• Pin, Spring	1
25	PAOOO	54786	100783-1	• Track Assembly, Tee	1
26	XAOZZ	54786	100083-3	• Bushing, Trk-Vert	9
27	XDOZZ	96906	MS21209F5-10	• Insert, Screw Thread	4
28	PAOZZ	96906	MS16562-237	• Pin, Spring	1
END OF FIGURE					



M09-458D

Figure 214. Group 02 Frame Assembly (Crossmembers)
100606-1 (54786)

(1) ITEM NO.	(2) SMR CODE	(3) CAGE	(4) PART NUMBER	(5) DESCRIPTION AND USABLE ON CODE (UOC)	(6) QTY
				Group 02 Airframe Fig. 214 Frame Assembly (Crossmembers) 100606-1 (54786) See Fig. 208 for NHA	
1	PAOZZ	96906	MS21042L6	• Nut, Self-Locking, Ex	4
2	PAOZZ	88044	AN960-616L	• Washer, Flat	8
3	PAOZZ	80205	NAS1106-16	• Bolt, Shear	2
4	AOOOO	54786	100595-1	• Cross Member Assy Top	1
5	PAOZZ	80205	MS21042L4	•• Nut, Self-Locking, Ex	2
6	PAOZZ	80205	NAS6604-18	•• Bolt, Shear	2
7	PAOZZ	54786	100587	•• Clevis, Rod End	2
8	PAOZZ	54786	100591-1	•• Frame Section, Seat,	1
9	PAOZZ	80205	NAS1225-4	• Bolt, Shear	2
10	PAOZZ	88044	AN960-516L	• Washer, Flat	2
11	PAOZZ	54786	100588	• Rod, Attaching, Crew	2
12	XDOZZ	54786	100560	• Nameplate, Foil	1
13	PAOZZ	80205	NAS336CA14	• Screw, Cap, Socket He	2
14	AOOOO	54786	100596-1	• Cross Member Assy Bottom	1
15	PAOZZ	80205	MS21042L4	•• Nut, Self-Locking, Ex	2
16	PAOZZ	80205	NAS6204-20H	•• Bolt, Shear	2
17	PAOZZ	54786	100594	•• Frame Section, Seat,	1
18	PAOZZ	54786	100592	•• Connector, Rod End	2
19	PAOZZ	80205	NAS1306-38	• Bolt, Shear	2
20	PAOZZ	54786	100775-1	• Fitting LWR Blkhd	1
21	PAOZZ	54786	100775-2	• Fitting, Bulkhead, Lo	1
END OF FIGURE					

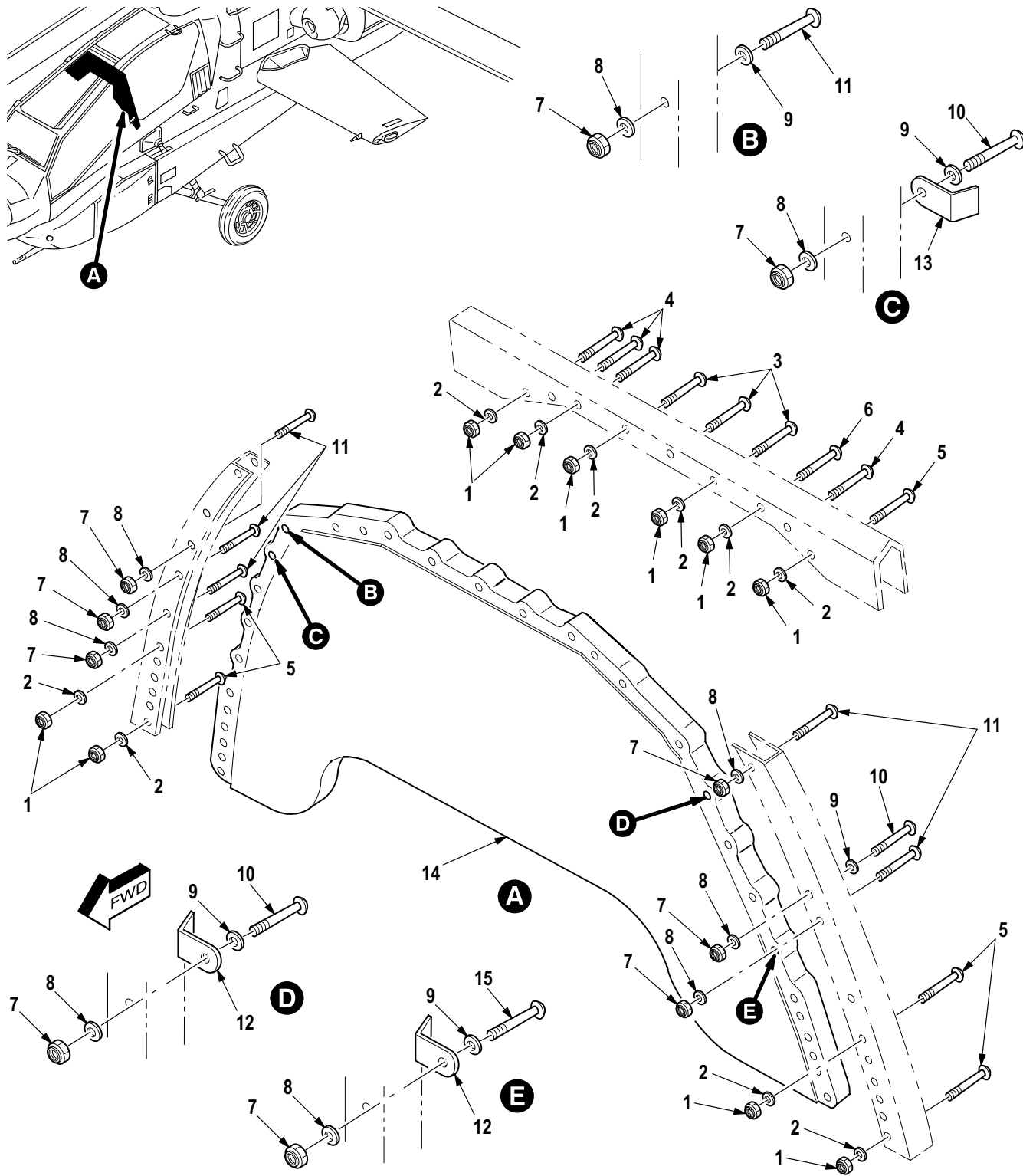


M09-459B

Figure 215. Group 02 Frame Assembly (Fittings)
100606-1 (54786)

(1) ITEM NO.	(2) SMR CODE	(3) CAGE	(4) PART NUMBER	(5) DESCRIPTION AND USABLE ON CODE (UOC)	(6) QTY
				Group 02 Airframe Fig. 215 Frame Assembly (Fittings) 100606-1 (54786) See Fig. 208 for NHA	
1	PAOZZ	80205	NAS1291-7	• Nut, Self-Locking, Ex	2
2	PAOZZ	88044	AN960-716L	• Washer, Flat	4
3	PAOZZ	80205	NAS1307-52	• Bolt, Shear	2
4	PAOZZ	54786	100790	• Grommet, Nonmetallic	4
5	PAOZZ	54786	100787-1	• Clevis, Rod End	2
6	AOOOO	54786	100612-3	• Bearing, Lin & Ftg LH	1
7	AOOOO	54786	100612-1	• Bearing, Lin & Ftg LH	1
8	PAOZZ	96906	MS35207-263	•• Screw, Machine (U/O P/N 100612-1)	2
9	PAOZZ	96906	MS35338-43	•• Washer, Lock (U/O P/N 100612-1)	2
10	PAOZZ	54786	100608-1	•• Bracket, Spring, Left	1
11	PAOZZ	96906	MS21042L5	•• Nut, Self-Locking, Ex	1
12	PAOZZ	88044	AN960-516L	•• Washer, Flat	2
13	PAOZZ	80205	NAS1305-34	•• Bolt, Shear	1
14	PAOZZ	54786	100008-2	•• Bearing, Housing, Sea	1
15	PAOZZ	54786	100781-2	•• Fitting, Bucket Atta (U/O P/N 100612-3)	1
16	PAOZZ	54786	100781-1	•• Fitting, Bucket Atta (U/O P/N 100612-1)	1
17	AOOOO	54786	100612-4	• Bearing, Lin Ftg RH	1
18	AOOOO	54786	100612-2	• Bearing, Lin & Ftg RH	1
19	PAOZZ	96906	MS35207-263	•• Screw, Machine (U/O P/N 100612-2)	2
20	PAOZZ	96906	MS35338-43	•• Washer, Lock (U/O P/N 100612-2)	2
21	PAOZZ	54786	100609-1	•• Bracket, Spring, Righ (U/O P/N 100612-2)	1
22	PAOZZ	96906	MS21042L5	•• Nut, Self-Locking, Ex	1
23	PAOZZ	88044	AN960-516L	•• Washer, Flat	2
24	PAOZZ	80205	NAS1305-34	•• Bolt, Shear	1
25	PAOZZ	54786	100008-2	•• Bearing, Housing, Sea	1
26	PAOZZ	54786	100777-2	•• Fitting, Bucket Atta (U/O P/N 100612-4)	1
27	PAOZZ	54786	100777-1	•• Fitting, Bucket Atta (U/O P/N 100612-2)	1
28	PAOZZ	54786	100576	• Guide, Tube	2
END OF FIGURE					

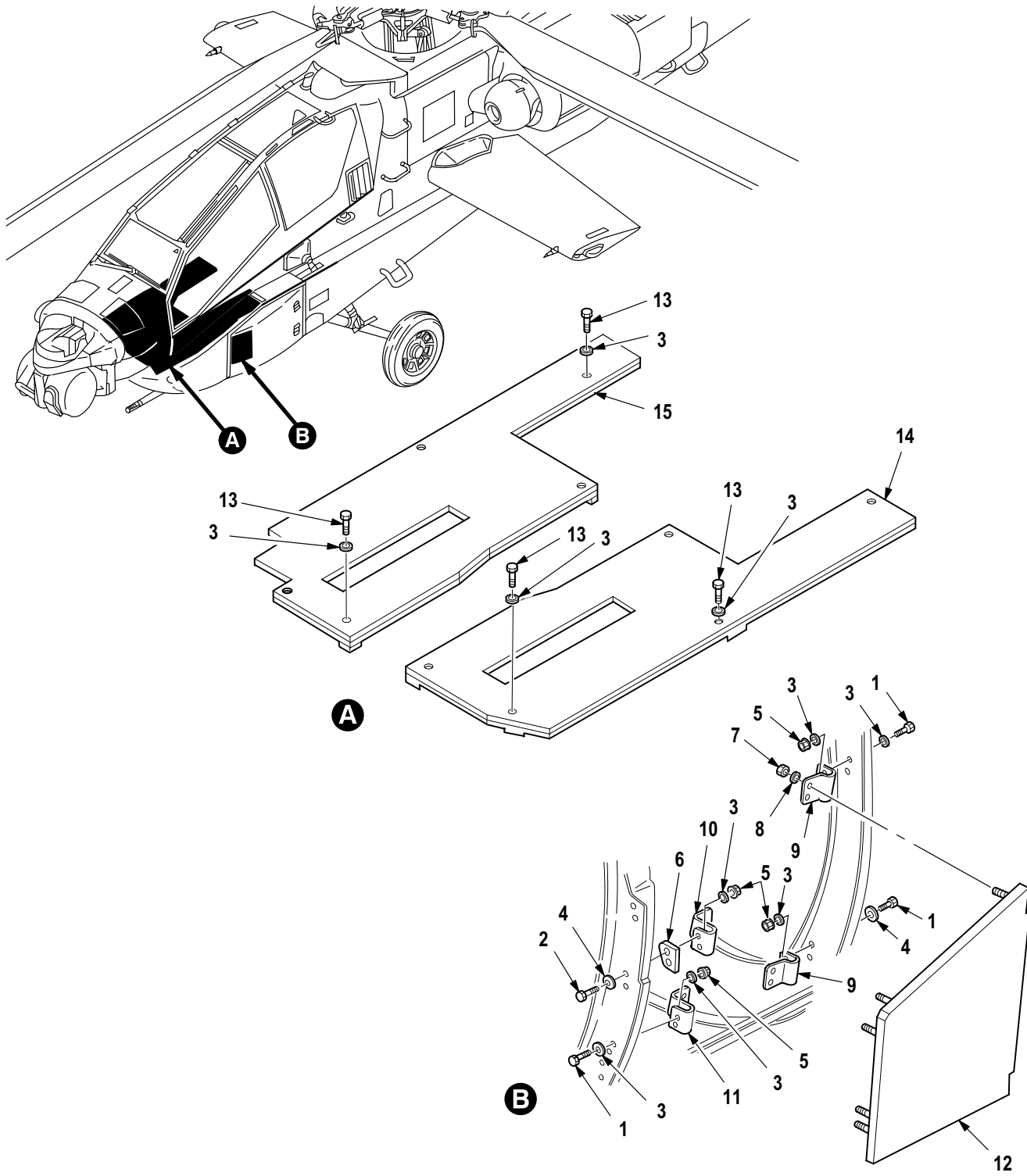
(1) ITEM NO.	(2) SMR CODE	(3) CAGE	(4) PART NUMBER	(5) DESCRIPTION AND USABLE ON CODE (UOC)	(6) QTY
				Group 02 Airframe Fig. 216 Non-Transparent Barrier Assembly 7-31 1920100	
1	PAOZZ	80205	NAS1202-10	• Screw, Close Toleran	3
2	PAOZZ	80205	NAS1169DD8L	• Washer, Finishing	3
3	PAOZZ	80205	NAS6603-23H	• Bolt, Shear	4
4	PAOZZ	02731	HS306-322	• Washer, Flat	11
5	MOOZZ	02731	7-31 1920100-3	• Spacer	V
6	PAOZZ	80205	NAS1096-3-14	• Screw, Machine	7
7	PAOZZ	02731	HS306-323	• Washer, Flat	4
8	PAOZZ	02731	7-31 1920103-3	• Tray, Pass thru	1
9	PAOZZ	80205	MS21042L3	• Nut, Self-Locking, Ex	4
10	PBOOO	02731	7-31 1920101-45	• Barrier, Armor	1
11	PAOZZ	80205	NAS1096-3-23	•• Screw, Cap, Hexagon H	13
12	PAOZZ	02731	HS306-323	•• Washer, Flat	13
13	PBOZZ	02731	7-31 1920101-31	•• Armor, Crew Protecti	1
14	XDOZZ	02731	7-31 1920101-21	•• Clip	2
15	PBOZZ	02731	7-31 1920101-27	•• Armor, Crew Protecti	1
16	PBOZZ	02731	7-31 1920101-29	•• Armor, Crew Protecti	1
17	XAOZZ	02731	7-31 1920101-23	•• Barrier	1
18	XDOZZ	80205	MS21075L08	•• Nut, Self-Locking, Pl	3
19	MOOZZ	02731	HS2018-1322	•• Seal, Nonmetallic Ch	1
20	MOOZZ	02731	HS2018-1800	•• Seal, Nonmetallic Ch	1
END OF FIGURE					



M09-466G

Figure 217. Group 02 Transparent Barrier Installation
7-31 1920200

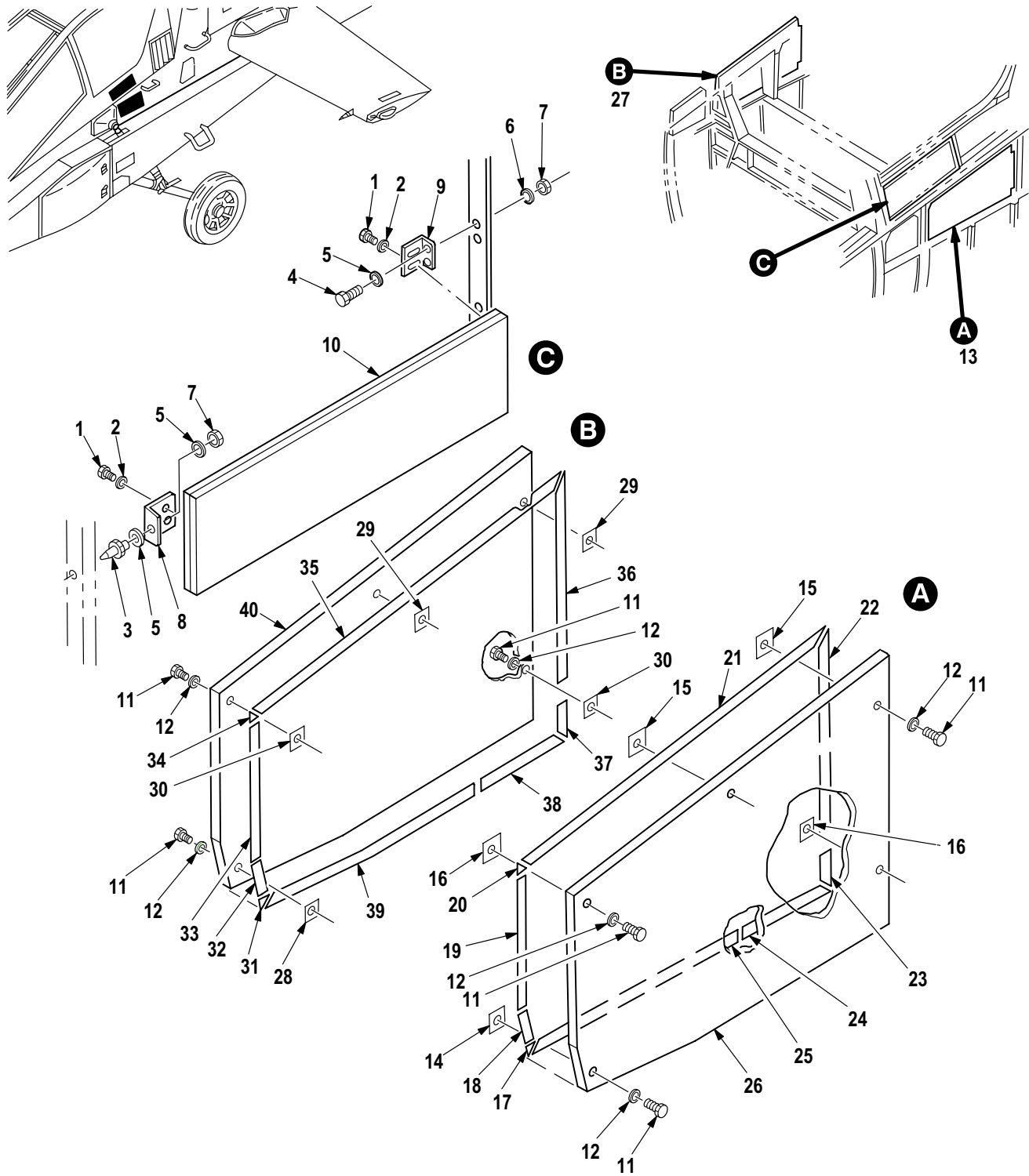
(1) ITEM NO.	(2) SMR CODE	(3) CAGE	(4) PART NUMBER	(5) DESCRIPTION AND USABLE ON CODE (UOC)	(6) QTY
				Group 02 Airframe Fig. 217 Transparent Barrier Installation 7-31 1920200	
1	PAOZZ	80205	MS21042L4	▪ Nut, Self-Locking, Ex	21
2	PAOZZ	88044	AN960PD416L	▪ Washer, Flat	21
3	PAOZZ	80205	NAS623-4-34	▪ Screw, Machine	3
4	PAOZZ	80205	NAS623-4-29	▪ Screw, Machine	4
5	PAOZZ	80205	NAS623-4-27	▪ Screw, Machine	13
6	PAOZZ	80205	NAS623-4-31	▪ Screw, Machine	3
7	PAOZZ	80205	MS21042L3	▪ Nut, Self-Locking, Ex	10
8	PAOZZ	88044	AN960JD10L	▪ Washer, Flat	10
9	PAOZZ	88044	AN960JD10	▪ Washer, Flat	5
10	PAOZZ	80205	NAS623-3-28	▪ Screw, Machine	3
11	PAOZZ	80205	NAS623-3-26	▪ Screw, Machine	6
12	PAOZZ	02731	7-31 1172155-13	▪ Clip, Glareshield	2
13	PAOZZ	02731	7-31 1172155-5	▪ Clip, Glareshield	1
14	PAOZZ	02731	7-31 1920210	▪ Armor, Crew Protecti	1
15	PAOZZ	80205	NAS623-3-30	▪ Screw, Machine	1
END OF FIGURE					



M09-460E

Figure 218. Group 02 Armor Side and Floor Panels (FS 46 to FS 69)
7-31 1930010

(1) ITEM NO.	(2) SMR CODE	(3) CAGE	(4) PART NUMBER	(5) DESCRIPTION AND USABLE ON CODE (UOC)	(6) QTY
				Group 02 Airframe Fig. 218 Armor Side and Floor Panels (FS 46 to FS 69) 7-31 1930010	
1	PAOZZ	80205	NAS6603H4	• Bolt, Shear	16
2	PAOZZ	80205	NAS1303-6H	• Bolt, Shear	4
3	PAOZZ	88044	AN960JD10	• Washer, Flat	42
4	PAOZZ	88044	AN970-3	• Washer, Flat	18
5	PAOZZ	80205	MS21042L3	• Nut, Self-Locking, Ex	25
6	XDOZZ	02731	7-31 1930010-55	• Spacer, Plate	2
7	PAOZZ	80205	MS21042L4	• Nut, Self-Locking, Ex	16
8	PAOZZ	88044	AN960JD416	• Washer, Flat	16
9	XDOZZ	02731	7-31 1930010-15	• Clip	4
10	XDOZZ	02731	7-31 1930010-11	• Clip LH	1
10	XDOZZ	02731	7-31 1930010-12	• Clip RH	1
11	XDOZZ	02731	7-31 1930010-13	• Clip LH	1
11	XDOZZ	02731	7-31 1930010-14	• Clip RH	1
12	XDOZZ	02731	7-31 1930001-10	• Panel, Armor, Airconf RH	1
12	XDOZZ	02731	7-31 1930001-9	• Panel, Armor, Airconf LH	1
13	PAOZA	80205	NAS6203-19	• Bolt, Shear	10
14	XDOZZ	02731	7-21 1930002-33	• Panel, Armor, Airconf LH	1
15	XDOZZ	02731	7-21 1930002-35	• Panel, Armor, Airconf RH	1
END OF FIGURE					



M09-565C

Figure 219. Group 02 Armor Side Panels (FS 115 to FS 145)
7-31 1930010

(1) ITEM NO.	(2) SMR CODE	(3) CAGE	(4) PART NUMBER	(5) DESCRIPTION AND USABLE ON CODE (UOC)	(6) QTY
				Group 02 Airframe Fig. 219 Armor Side Panels (FS 115 to FS 145) 7-31 1930010	
1	PAOZZ	80205	NAS564-15	• Bolt, Machine	6
2	PAOZZ	02731	HS306-127H	• Washer, Flat	6
3	PAOZZ	80205	NAS574-2	• Pin, Shoulder, Headle	1
4	PAOZZ	80205	NAS6603H4	• Bolt, Shear	16
5	PAOZZ	88044	AN960JD10	• Washer, Flat	42
6	PAOZZ	88044	AN970-3	• Washer, Flat	18
7	PAOZZ	80205	MS21042L3	• Nut, Self-Locking, Ex	25
8	XDOZZ	02731	7-31 1930010-17	• Clip	1
9	XDOZZ	02731	7-31 1930010-19	• Clip	2
10	XDOZZ	02731	7-31 1930001-11	• Panel, Armor, Aircraf	1
11	XDOZZ	80205	NAS624H28	• Bolt, Shear	6
12	PAOZZ	96906	MS21299C5	• Washer, Recessed	6
13	PAOOO	02731	7-31 1930010-29	• Armor Assy, Panel	1
14	XDOZZ	02731	7-31 1930010-23	•• Spacer	1
15	XDOZZ	02731	7-31 1930010-25	•• Spacer	1
16	XDOZZ	02731	7-31 1930010-27	•• Spacer	2
17	PAOZZ	02731	7-31 1930010-50	•• Seal, Rubber Special	1
18	PAOZZ	02731	7-31 1930010-43	•• Seal, Rubber Special	1
19	PAOZZ	02731	7-31 1930010-41	•• Seal, Rubber Special	1
20	PAOZZ	02731	7-31 1930010-39	•• Seal, Rubber Special	1
21	PAOZZ	02731	7-31 1930010-37	•• Seal, Rubber Special	1
22	PAOZZ	02731	7-31 1930010-35	•• Seal, Rubber Special	1
23	PAOZZ	02731	7-31 1930010-33	•• Seal, Rubber Special	1
24	PAOZZ	02731	7-31 1930010-54	•• Seal, Nonmetallic St	1
25	PAOZZ	02731	7-31 1930010-52	•• Seal, Rubber Special	1
26	XDOZZ	02731	7-31 1930001-1	•• Panel	1
27	PAOOO	02731	7-31 1930010-31	• Armor Assy Panel Ai	1
28	XDOZZ	02731	7-31 1930010-23	•• Spacer	1
29	XDOZZ	02731	7-31 1930010-25	•• Spacer	1
30	XDOZZ	02731	7-31 1930010-27	•• Spacer	2
31	PAOZZ	02731	7-31 1930010-49	•• Seal, Rubber Special	1
32	PAOZZ	02731	7-31 1930010-44	•• Seal, Rubber Special	1
33	PAOZZ	02731	7-31 1930010-42	•• Seal, Nonmetallic St	1
34	PAOZZ	02731	7-31 1930010-40	•• Seal, Rubber Special	1
35	PAOZZ	02731	7-31 1930010-38	•• Seal, Rubber Special	1
36	PAOZZ	02731	7-31 1930010-36	•• Seal, Rubber Special	1
37	PAOZZ	02731	7-31 1930010-34	•• Seal, Rubber Special	1
38	PAOZZ	02731	7-31 1930010-53	•• Seal, Rubber Special	1
39	PAOZZ	02731	7-31 1930010-51	•• Seal, Nonmetallic St	1
40	XDOZZ	02731	7-31 1930001-2	•• Panel, Armor Aircraf	1
END OF FIGURE					

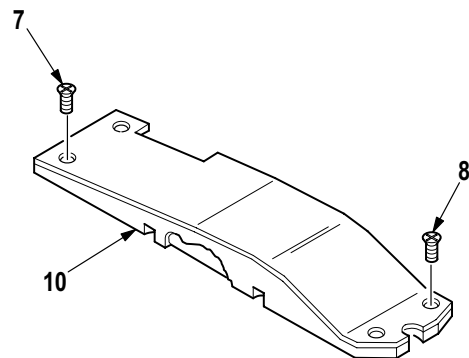
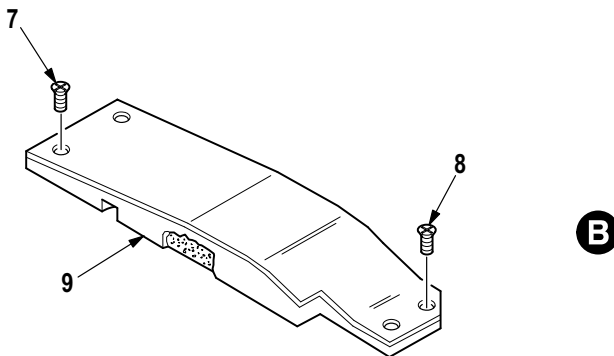
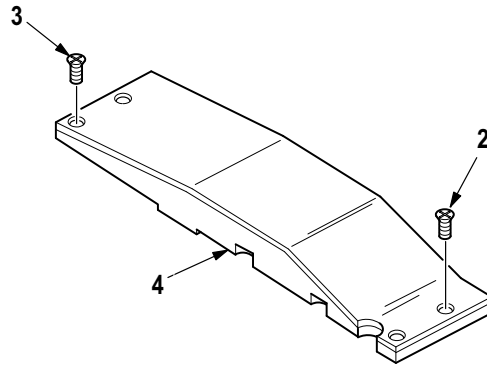
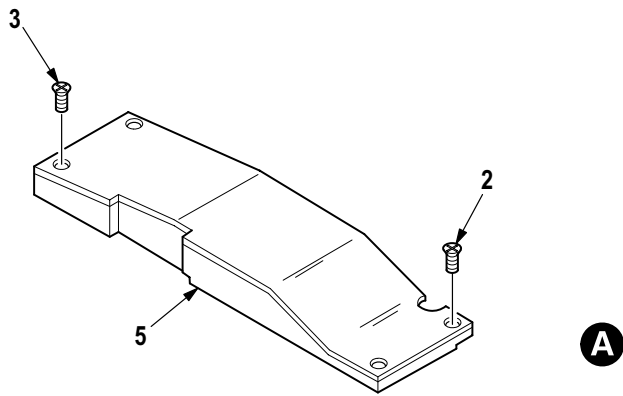
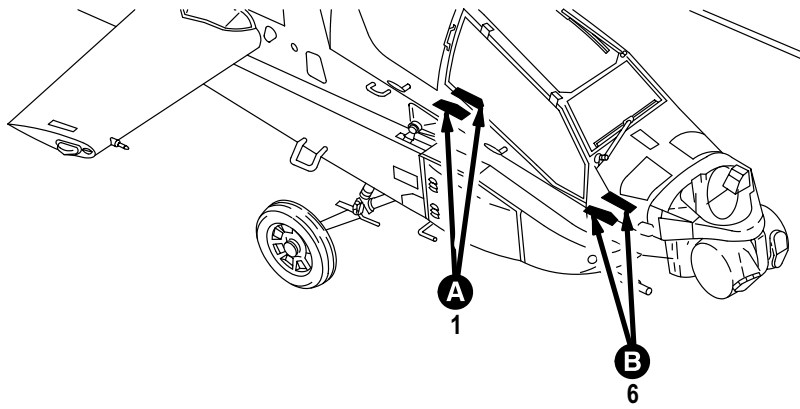
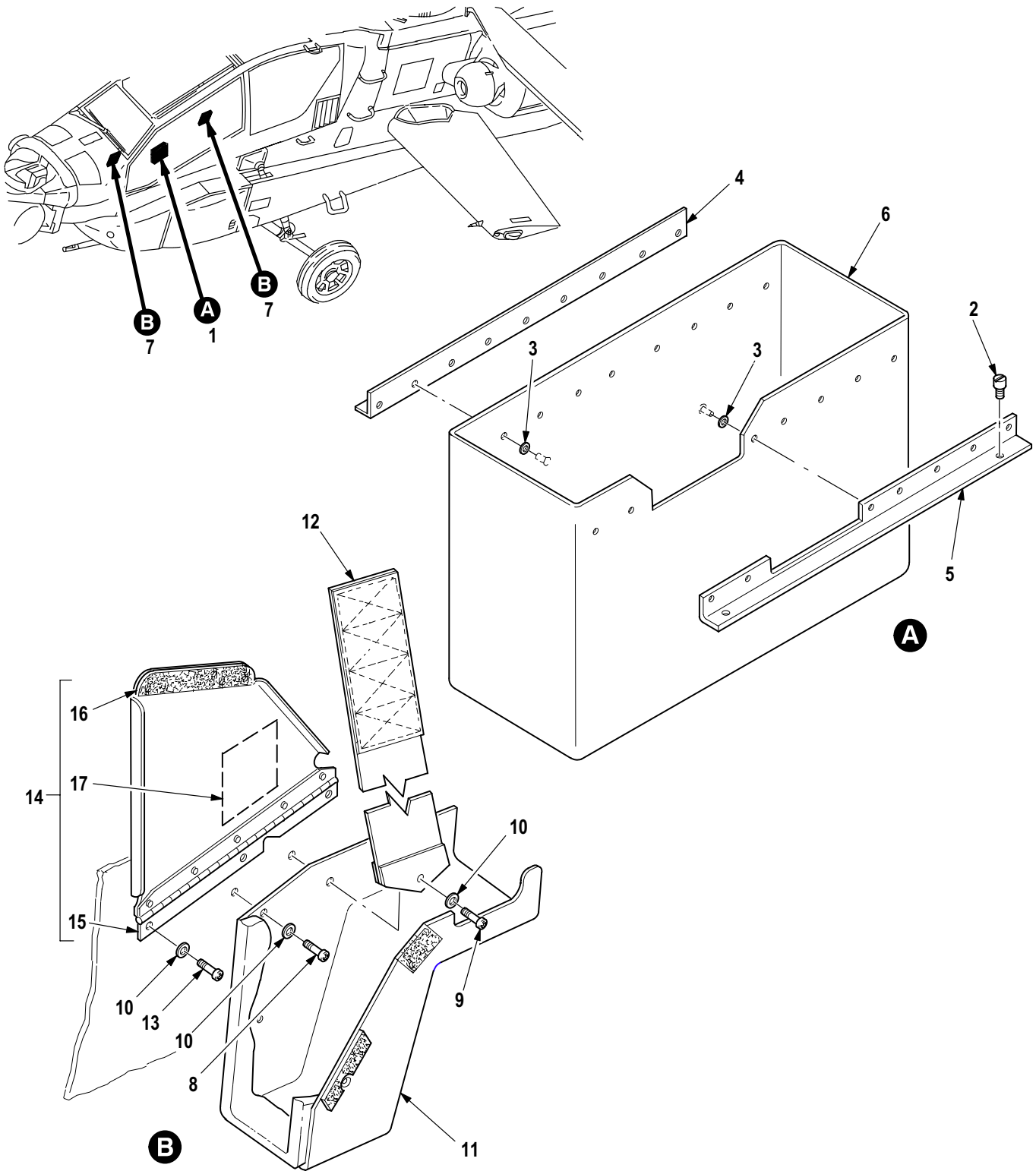


Figure 220. Group 02 Scuff Plate Installation, Pilot and Copilot/Gunner

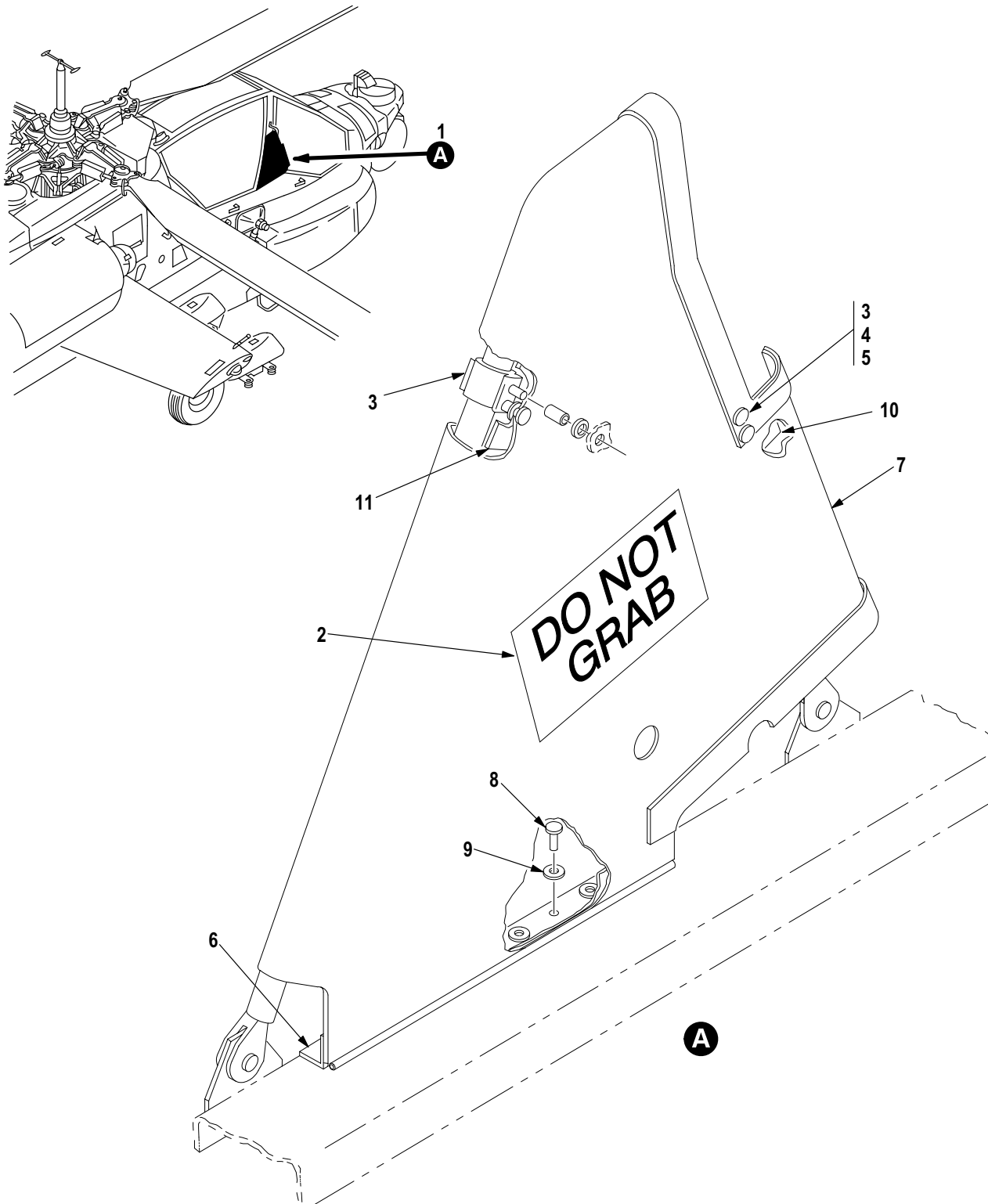
(1) ITEM NO.	(2) SMR CODE	(3) CAGE	(4) PART NUMBER	(5) DESCRIPTION AND USABLE ON CODE (UOC)	(6) QTY
				Group 02 Airframe Fig. 220 Scuff Plate Installation, Pilot and Copilot/Gunner	
1	XCOOO	02731	7-31 1180009	• Scuff Plate Instl AFT	1
2	PAOZZ	80205	NAS514P1032-16B	•• Screw, Machine	4
3	PAOZZ	80205	NAS514P1032-22B	•• Screw, Machine	4
4	PBOZZ	02731	7-31 1180010-19	•• Plate Assembly, Airf	1
5	PBOZZ	02731	7-31 1180010-21	•• Plate Assembly, Scuf	1
6	XCOOO	02731	7-31 1180011	• Scuff Plate Instl FWD	1
7	PAOZZ	80205	NAS517-3-1	•• Screw, Machine	4
8	PAOZZ	80205	NAS623-3-2	•• Screw, Machine	4
9	PAOZZ	02731	7-31 1180012-27	•• Plate Assembly, Scuf	1
10	PAOZZ	02731	7-31 1180012-29	•• Plate Assembly, Scuf	1
END OF FIGURE					



M09-1109B

Figure 221. Group 02 Compartment, Map Stowage (Copilot/Gunner) and Holster Installation, IHADSS Display Unit

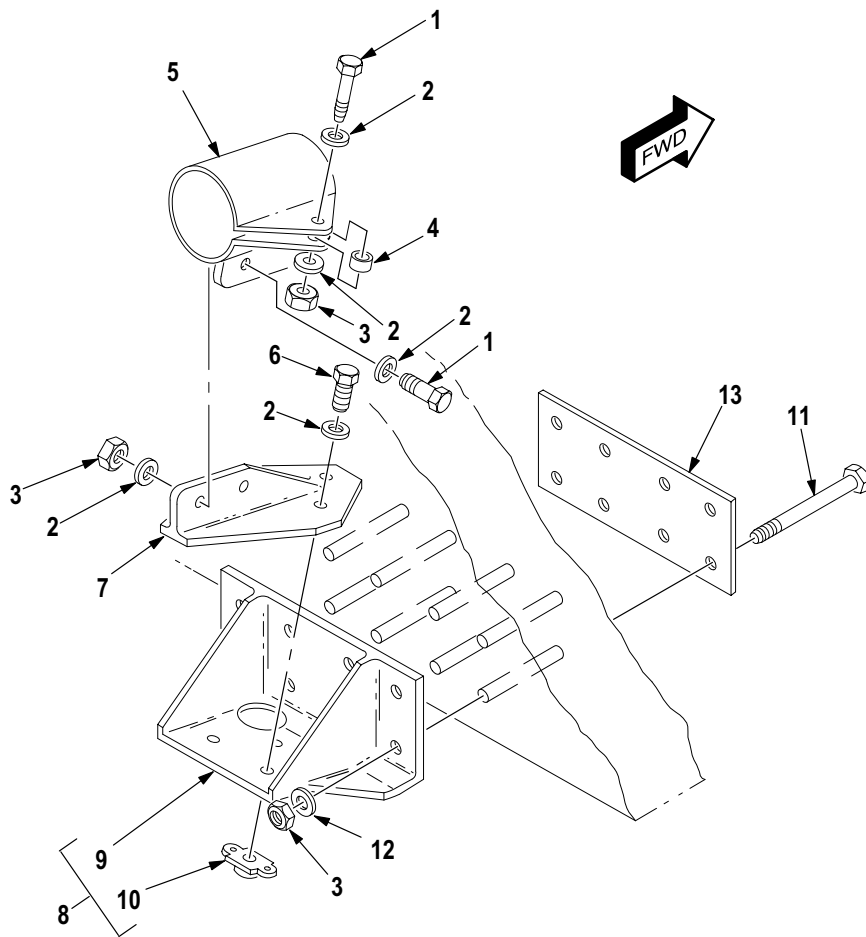
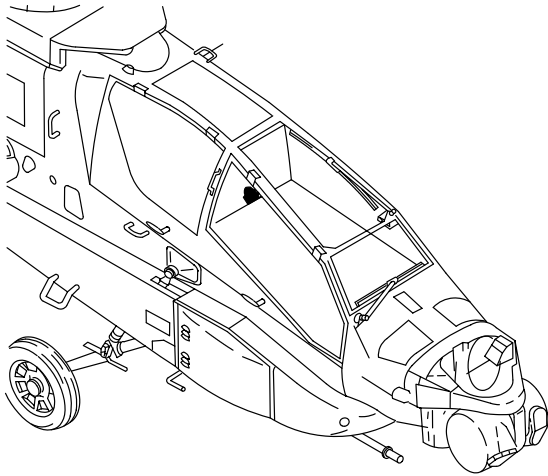
(1) ITEM NO.	(2) SMR CODE	(3) CAGE	(4) PART NUMBER	(5) DESCRIPTION AND USABLE ON CODE (UOC)	(6) QTY
				Group 02 Airframe Fig. 221 Compartment, Map Stowage (Copilot/Gunner) and Holster Installation, IHADSS Display Unit	
1	XDOOO	02731	7-31 1180004-19	• Compartment, Map	1
2	PAOZZ	02731	HS4148-1	•• Stud Assembly, Turnl	7
3	PAOZZ	02731	HS306-316L	•• Washer, Flat	16
4	XDOZZ	02731	7-31 1180004-9	•• Flange	1
5	XDOZZ	02731	7-31 1180004-21	•• Flange	1
6	XAOZZ	02731	7-31 1180004-23	•• Case	1
7	XCOOO	02731	7-31 1180099	• Holster Instl	1
8	PAOZZ	80205	NAS623-3-4	•• Screw, Machine	4
9	PAOZZ	80205	NAS623-3-7	•• Screw, Machine	2
10	PAOZZ	88044	AN960JD10	•• Washer, Flat	12
11	XDOZZ	02731	7-21 1180089-601	•• Holder, Headset	2
12	PAOZZ	02731	7-21 1180098	•• Strap Assembly, Hols	2
13	PAOZZ	80205	NAS603-1 1P	•• Screw, Machine (U/O P/N 7-311180105-1)	3
13	PAOZZ	80205	NAS623-3-3	•• Screw, Machine (U/O P/N 7-311180105-3)	3
14	PAOOO	8V613	7-31 1180105-1	•• Cover, Access Pilot	1
14	PAOOO	8V613	7-31 1180105-3	•• Cover, Access CPG	1
15	MFOZZ	8V613	7-31 1180105-7	••• Hinge	1
16	MOOZZ	8V613	7-31 1180105-9	••• Tape, Hook	1
17	XDOZZ	02731	HS4590-1-200	••• Tape, Hook (U/O P/N 7-311180105-3)	1
END OF FIGURE					



M09-1110D

Figure 222. Group 02 Fairing Installation, Sensor Surveying Unit Mount (Copilot/Gunner) 7-311180080-17

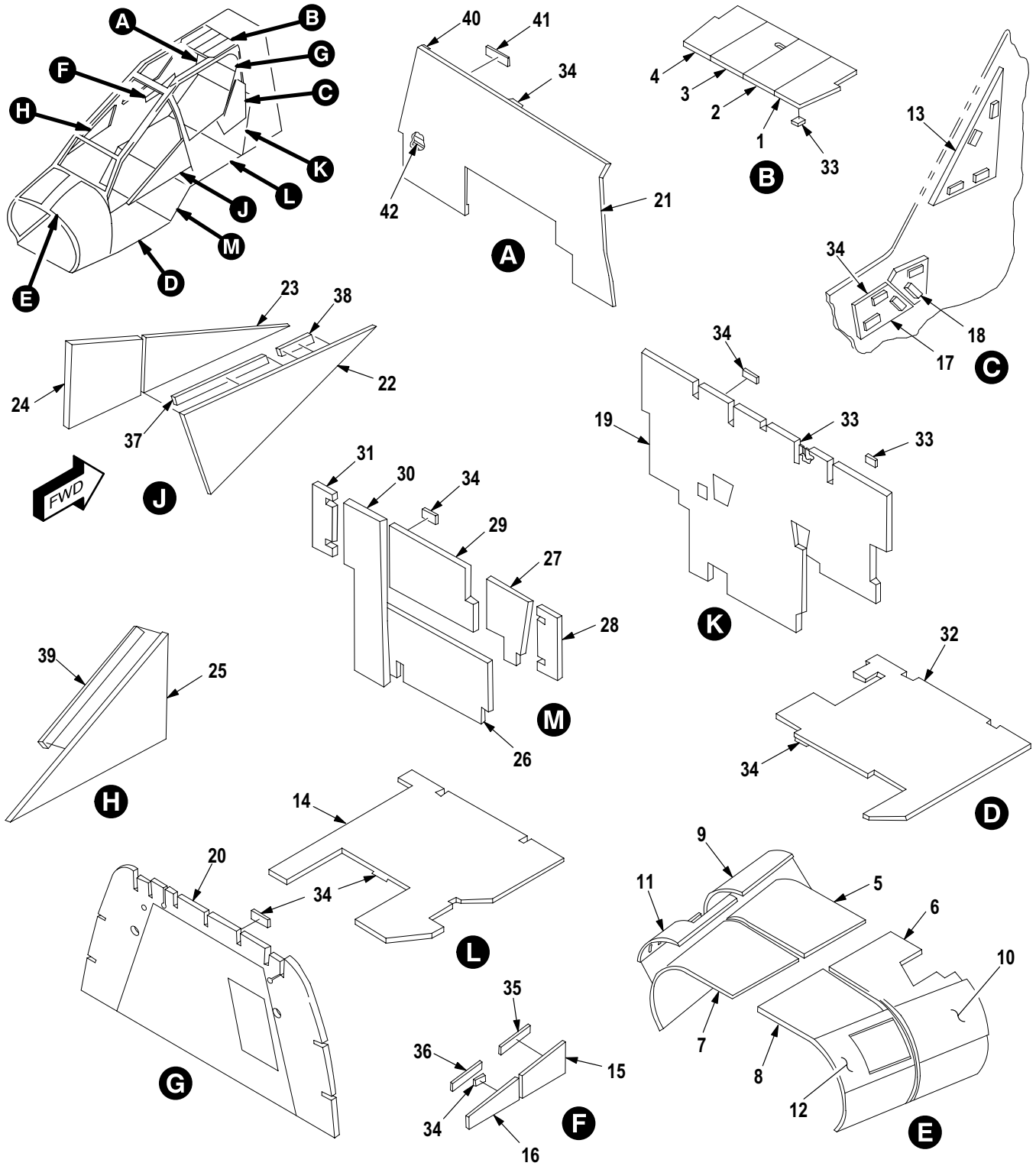
(1) ITEM NO.	(2) SMR CODE	(3) CAGE	(4) PART NUMBER	(5) DESCRIPTION AND USABLE ON CODE (UOC)	(6) QTY
				Group 02 Airframe Fig. 222 Fairing Installation, Sensor Surveying Unit Mount (Copilot/Gunner) 7-31 1180080-17	
1	PAOOO	02731	7-31 1180080-23	• Fairing Assembly	1
2	XDOZZ	02731	7-310000018	•• Decal, Glareshield	1
3	PAOZZ	02731	7-31 1180080-11	•• Clip Assembly, Fairi	2
4	PAOZZ	80205	NAS42DD5-24	•• Spacer, Sleeve	4
5	PAOZZ	02731	HS308-8	•• Washer, Flat	4
6	MOOZZ	02731	7-31 1180080-25	•• Hinge	1
7	XDOZZ	02731	7-31 1180080-19	•• Fairing	1
8	PAOZZ	02731	HS5413-5-2	•• Rivet, Blind	9
9	PAOZZ	88044	AN960JD8L	•• Washer, Flat	9
10	XDOZZ	02731	7-31 1180080-27	•• Shear Plate	1
11	PAOZZ	02731	7-31 1180080-29	•• Plate, Structural, Ai	1
END OF FIGURE					



M09-1112C

Figure 223. Group 02 Boresight Mount Installation, AFT Cockpit
7-31 1180023

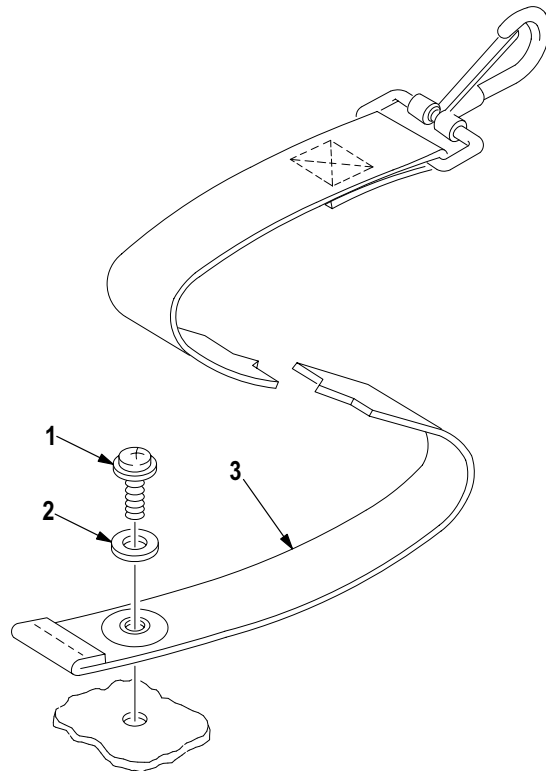
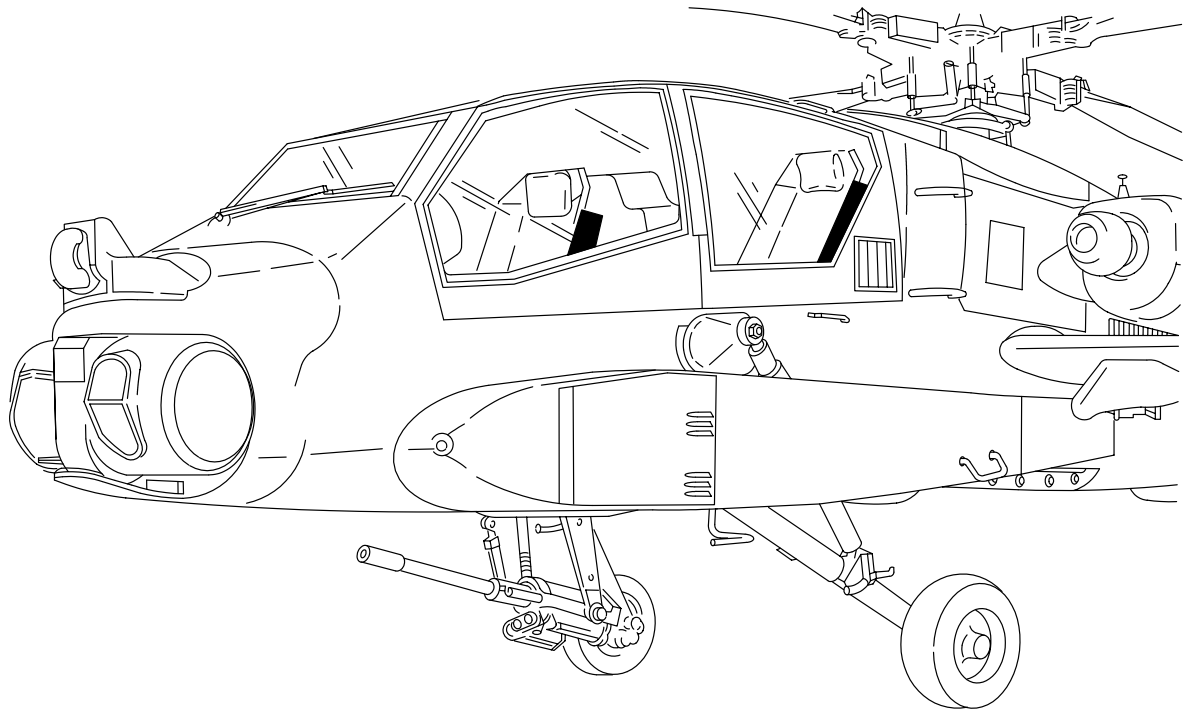
(1) ITEM NO.	(2) SMR CODE	(3) CAGE	(4) PART NUMBER	(5) DESCRIPTION AND USABLE ON CODE (UOC)	(6) QTY
				Group 02 Airframe Fig. 223 Boresight Mount Installation, AFT Cockpit 7-31 1180023	
1	PAOZZ	80205	NAS6203-6H	• Bolt, Shear	3
2	PAOZZ	88044	AN960JD10	• Washer, Flat	9
3	PAOZZ	80205	MS21042L3	• Nut, Self-Locking, Ex	11
4	PAOZZ	80205	NAS43DD3-18	• Spacer, Sleeve	1
5	XDOZZ	02731	7-21 1180026-3	• Mount	1
6	PAOZZ	80205	NAS6203-5H	• Bolt, Shear	3
7	XDOZZ	02731	7-21 1180025-3	• Adapter	1
8	XDOOO	02731	7-31 1180024	• Support Assembly	1
9	XAOZZ	02731	7-31 1180024-3	• Support	1
10	PAOZZ	80205	MS21059L3	• Nut, Self-Locking, Pl	2
11	PAOZZ	80205	NAS6203-21	• Bolt, Shear	8
12	PAOZZ	88044	AN960C10L	• Washer, Flat	8
13	XDOZZ	02731	7-21 1180030	• Doubler	1
END OF FIGURE					



M09-1115A

Figure 224. Group 02 Thermal Insulation Installation, Cockpit
7-31 1180040

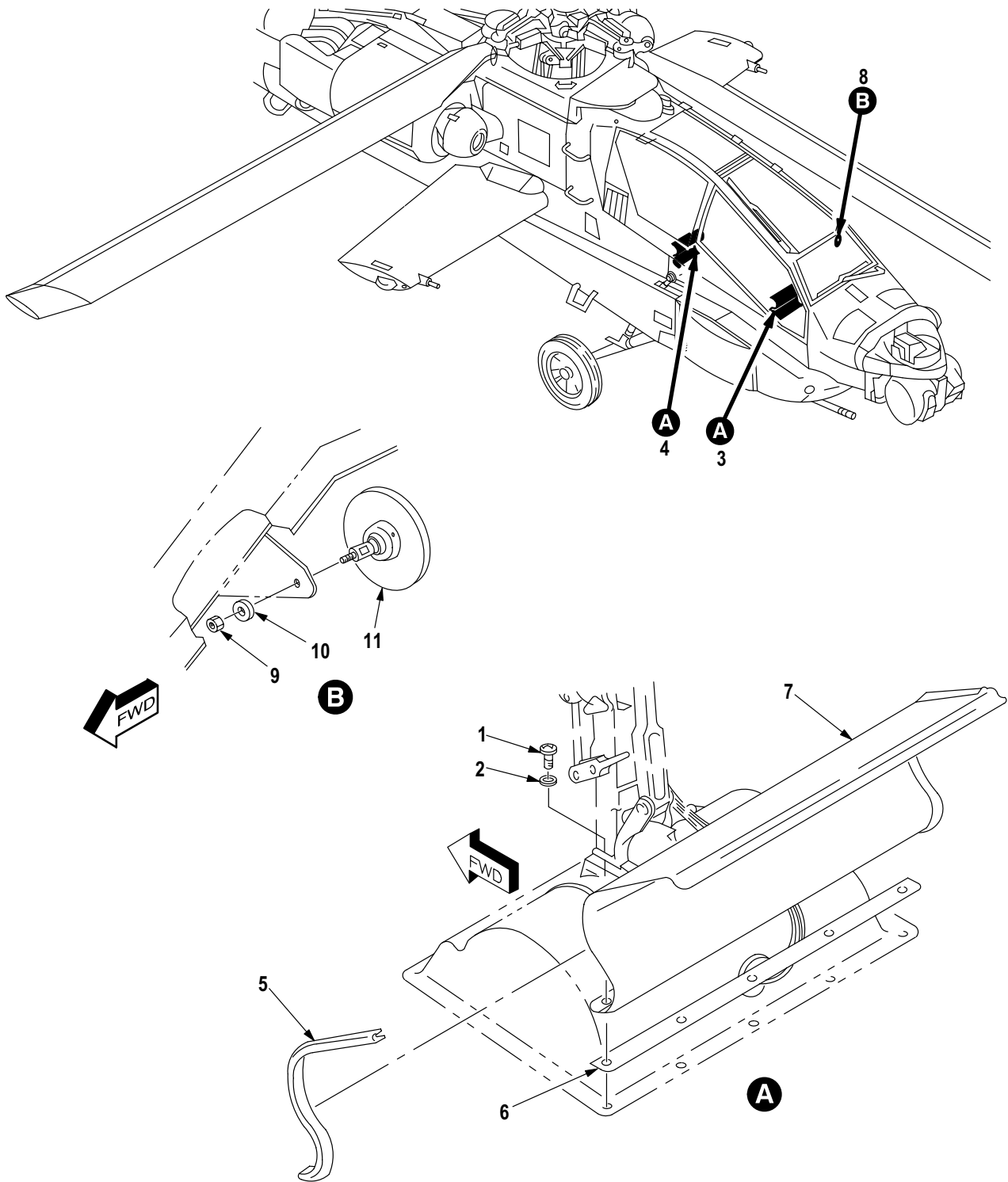
(1) ITEM NO.	(2) SMR CODE	(3) CAGE	(4) PART NUMBER	(5) DESCRIPTION AND USABLE ON CODE (UOC)	(6) QTY
				Group 02 Airframe Fig. 224 Thermal Insulation Installation, Cockpit 7-31 1180040	
1	XDOZZ	02731	7-31 1180041-91	• Insulation	1
2	XDOZZ	02731	7-31 1180041-93	• Insulation	1
3	XDOZZ	02731	7-31 1180041-95	• Insulation	1
4	XDOZZ	02731	7-31 1180041-97	• Insulation	1
5	XDOZZ	02731	7-31 1180041-99	• Insulation	1
6	XDOZZ	02731	7-31 1180041-100	• Insulation	1
7	XDOZZ	02731	7-31 1180041-101	• Insulation	1
8	XDOZZ	02731	7-31 1180041-102	• Insulation	1
9	XDOZZ	02731	7-31 1180041-103	• Insulation	1
10	XDOZZ	02731	7-31 1180041-104	• Insulation	1
11	XDOZZ	02731	7-31 1180041-105	• Insulation	1
12	XDOZZ	02731	7-31 1180041-106	• Insulation	1
13	XDOZZ	02731	7-31 1180041-107	• Insulation	1
14	XDOZZ	02731	7-31 1180041-191	• Insulation	1
15	XDOZZ	02731	7-31 1180041-1 13	• Insulation	1
16	XDOZZ	02731	7-31 1180041-1 15	• Insulation	1
17	XDOZZ	02731	7-31 1180041-1 17	• Insulation	1
18	XDOZZ	02731	7-31 1180041-1 19	• Insulation	1
19	PAOZZ	02731	7-31 1180041-123	• Insulation Blanket	1
20	XDOZZ	02731	7-31 1180041-125	• Insulation	1
21	XDOZZ	02731	7-31 1180041-181	• Insulation Blanket	1
22	XDOZZ	02731	7-31 1180041-135	• Insulation Blanket	1
23	XDOZZ	02731	7-31 1180041-137	• Insulation	1
24	XDOZZ	02731	7-31 1180041-139	• Insulation	1
25	XDOZZ	02731	7-31 1180041-199	• Insulation	1
26	XDOZZ	02731	7-31 1180041-183	• Cover	1
27	XDOZZ	02731	7-31 1180041-187	• Cover	1
28	XDOZZ	02731	7-31 1180041-127	• Insulation	1
29	XDOZZ	02731	7-31 1180041-129	• Insulation, Plate	1
30	XDOZZ	02731	7-31 1180041-131	• Insulation	1
31	XDOZZ	02731	7-31 1180041-133	• Insulation	1
32	XDOZZ	02731	7-31 1180041-163	• Insulation	1
33	MOOZZ	02731	7-31 1180042-3	• Tape, Hook	5
34	MOOZZ	02731	7-31 1180042-5	• Tape, Hook	32
35	MOOZZ	02731	7-31 1180042-7	• Tape, Hook	1
36	MOOZZ	02731	7-31 1180042-9	• Tape, Hook	1
37	MOOZZ	02731	7-31 1180042-1 1	• Tape, Hook	1
38	MOOZZ	02731	7-31 1180042-13	• Tape, Hook	1
39	MOOZZ	02731	7-31 1180042-15	• Tape, Hook	1
40	MOOZZ	02731	7-31 1180042-19	• Tape, Hook	1
41	MOOZZ	02731	7-31 1180042-21	• Tape, Hook	2
42	XDOZZ	02731	7-31 1180040-7	• Strap Assembly	1
END OF FIGURE					



M09-1113

Figure 225. Group 02 Pouch Installation, Mask (Cockpit)
7-31 1180081

(1) ITEM NO.	(2) SMR CODE	(3) CAGE	(4) PART NUMBER	(5) DESCRIPTION AND USABLE ON CODE (UOC)	(6) QTY
				Group 02 Airframe Fig. 225 Pouch Installation, Mask (Cockpit) 7-31 1180081	
1	PAOZZ	80205	NAS623-3-4	▪ Screw, Machine	2
2	PAOZZ	88044	AN960JD10L	▪ Washer, Flat	2
3	PAOZZ	02731	7-31 1180082	▪ Strap Assy, Cockpit	2
END OF FIGURE					

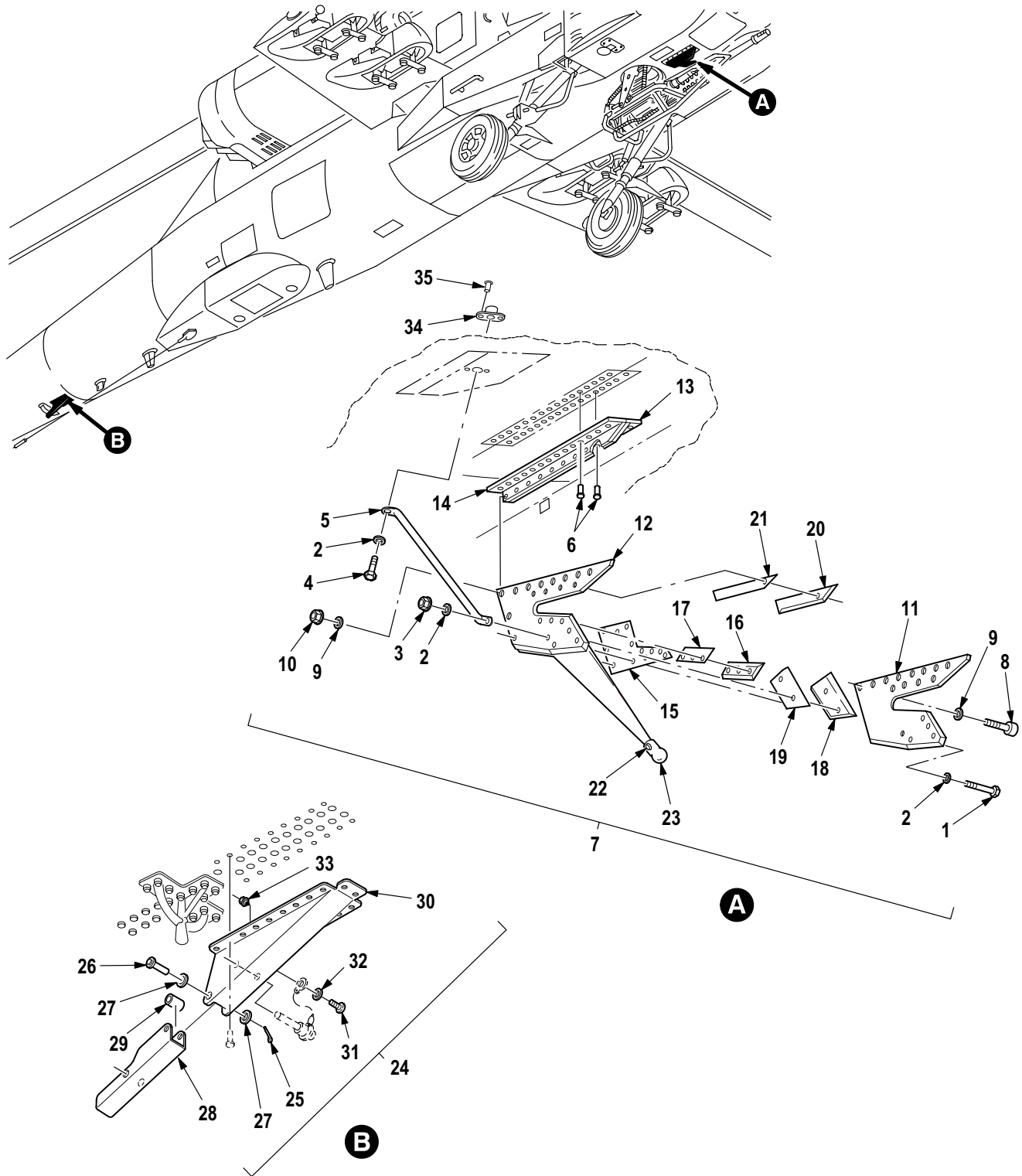


M09-1107B

Figure 226. Group 02 Foot Guard, Seat Installation (Pilot and Copilot/Gunner) and Mirror Installation (Copilot/Gunner)

(1) ITEM NO.	(2) SMR CODE	(3) CAGE	(4) PART NUMBER	(5) DESCRIPTION AND USABLE ON CODE (UOC)	(6) QTY
				Group 02 Airframe Fig. 226 Foot Guard, Seat Installation (Pilot and Copilot/Gunner) and Mirror Installation (Copilot/Gunner)	
1	PAOZZ	80205	NAS623-3-4	• Screw, Machine	4
2	PAOZZ	88044	AN960JD10L	• Washer, Flat	20
3	PAOOO	02731	7-31 1180007	• Footguard, Seat, Air	1
4	PAOOO	02731	7-31 1180008	• Footguard, Seat, Air	1
5	PAOZZ	96906	MS21266-1T	•• Grommet, Nonmetallic	V
6	XDOZZ	02731	7-31 1180007-5	•• Strip (U/O P/N 7-311180007)	1
6	XDOZZ	02731	7-31 1180008-5	•• Strip (U/O P/N 7-311180008)	1
7	XAOZZ	02731	7-31 1180007-3	•• Footguard (U/O P/N 7-311180007)	1
7	XAOZZ	02731	7-31 1180008-3	•• Footguard (U/O P/N 7-311180008)	1
8	XCOOO	02731	7-21 1180022	• Mirror Instl	1
9	PAOZZ	96906	MS21083D4	• Nut, Self-Locking, He	1
10	PAOZZ	88044	AN960PD416	• Washer, Flat	1
11	PAOZZ	02731	7-21 1180021	•• Mirror Assembly	1
END OF FIGURE					

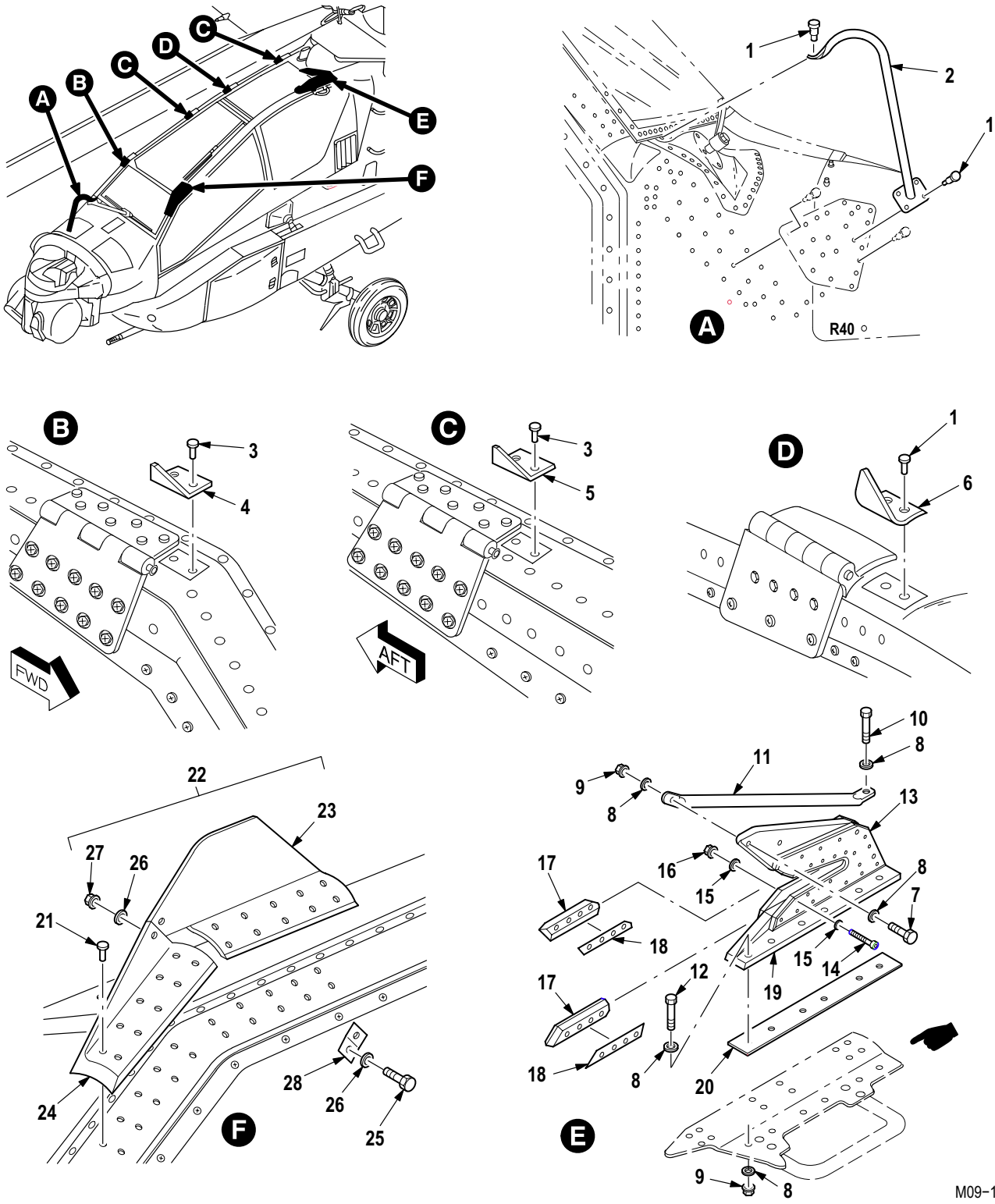
(1) ITEM NO.	(2) SMR CODE	(3) CAGE	(4) PART NUMBER	(5) DESCRIPTION AND USABLE ON CODE (UOC)	(6) QTY
				Group 02 Airframe Fig. 227 Plate Installation, Mount Sensor Surveying Unit 7-31 1180073	
1	XCOOO	02731	7-31 1180073-5	· Plate Instl, AFT (Not Illustrated-Installation Drawing)	1
2	PAOZZ	02731	7-31 1180058-3	.. Plate, Mounting, Left	1
2	XDOZZ	02731	7-31 1180058-5	.. Plate, Mounting, Righ	1
3	XCOOO	02731	7-31 1180070	.. Plate Support Instl (Not Illustrated-Installation Drawing)	1
4	PAOZZ	02731	HS4727-3-14	... Screw, Close Toleran	4
5	XDOZZ	02731	HS4727-3-2	... Screw, Machine	4
6	XDOZZ	02731	7-31 1180071	... Support, Left Hand, A LH	1
6	XDOZZ	02731	7-31 1180072	... Support, Airframe St RH	1
7	XCOOO	02731	7-31 1180073-3	· Plate Instl, Forward (Not Illustrated-Installation Drawing)	1
8	PAOZZ	02731	7-31 1180058-3	.. Plate, Mounting, Left	1
9	PAOZZ	02731	7-31 1180058-5	.. Plate, Mounting, Righ	1
10	XCOOO	02731	7-31 1180050	.. Mount Instl (Not Illustrated-Installation Drawing)	1
11	PAOZZ	02731	HS4727-3-6	... Screw, Close Toleran	8
12	PAOZZ	02731	7-31 1180061	... Support, Sensor Moun	2
13	PAOZZ	80205	MS21042L3	... Nut, Self-Locking, Ex	2
14	PAOZZ	88044	AN960JD10L	... Washer, Flat	4
15	PAOZZ	80205	NAS1403-2	... Screw, Machine	2
16	PAOZZ	80205	NAS1446-06	... Pin-Rivet, Grooved	6
17	PAOZZ	80205	NAS1080E06	... Collar, Grooved Pin	6
18	PAOZZ	80205	MS21042L3	... Nut, Self-Locking, Ex	4
19	PAOZZ	88044	AN960C10L	... Washer, Flat	8
20	PAOZZ	96906	MS27039C1-1 1	... Screw, Machine	4
21	XDOOO	02731	7-31 1180055	... Support Assembly	1
22	PAOZZ	80205	MS21075L3E Nut, Self-Locking, PI	4
23	PAOZZ	96906	MS21075L4E Nut, Self-Locking, PI	2
24	XDOOO	02731	7-31 1180056-7 Base Assembly	1
25	XDOOO	02731	7-31 1180056-5 Base Assembly	1
26	PAOZZ	02731	HS4174-2 Nut, Self-Locking, PI (U/O P/N 7-311180056-5) . . .	2
27	PAOZZ	80205	MS21075L3E Nut, Self-Locking, PI	4
28	XAOZZ	02731	7-31 1180055-5 Beam	1
29	XDOZZ	02731	7-31 1180053-5	... Support, Structural	1
30	XDOZZ	02731	7-31 1180053-3	... Strut Assembly, AFT	1
31	XDOOO	02731	7-31 1180051-5	... Strut Assembly, FWD	1
32	XDOZZ	02731	7-31 1180051	... Strut Assy, FWD Mou	1
END OF FIGURE					



M09-1196D

Figure 228. Group 02 Wire Strike Protection Installation, Lower
7-31 1111270

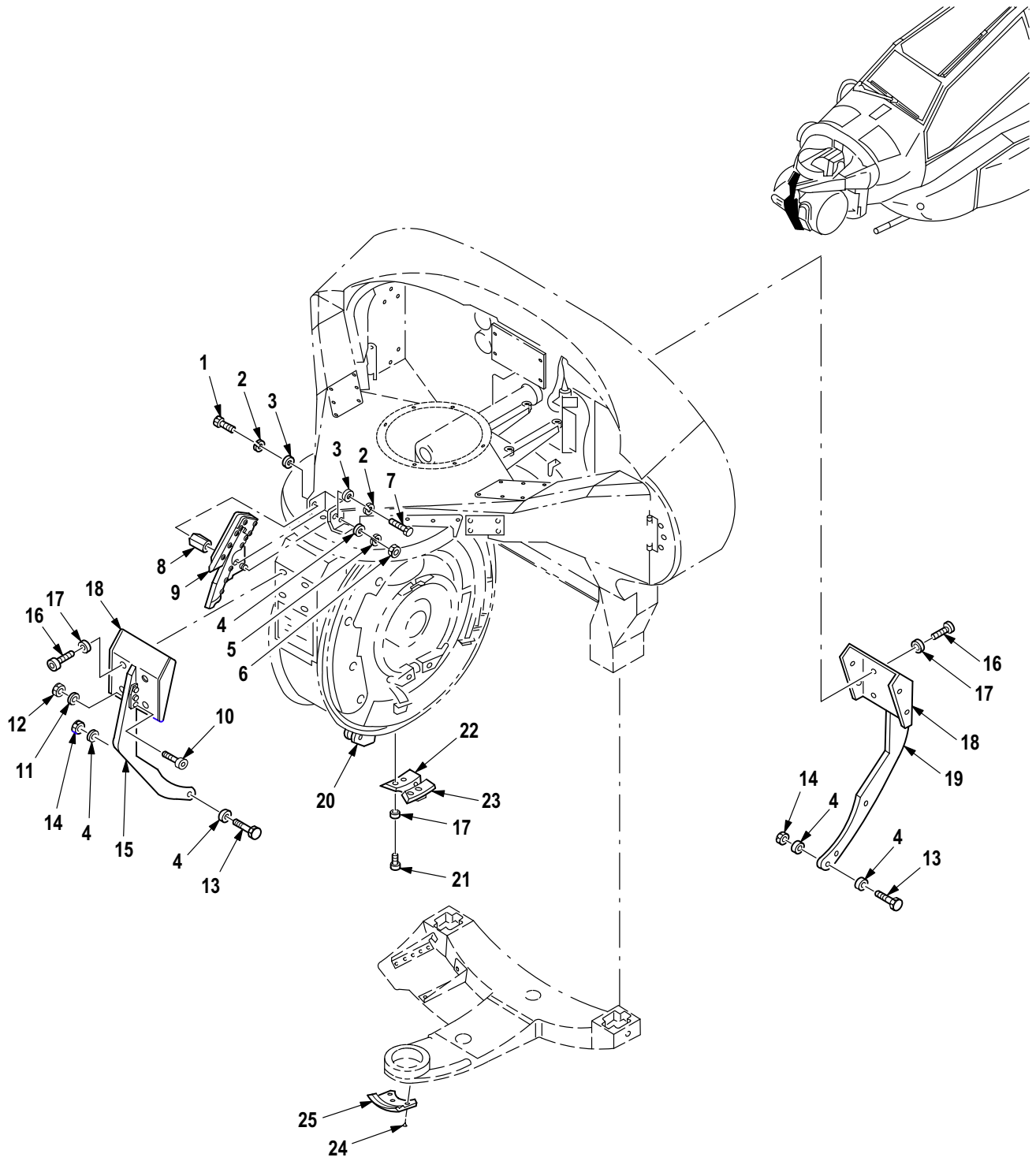
(1) ITEM NO.	(2) SMR CODE	(3) CAGE	(4) PART NUMBER	(5) DESCRIPTION AND USABLE ON CODE (UOC)	(6) QTY
				Group 02 Airframe Fig. 228 Wire Strike Protection Installation, Lower 7-311111270	
1	PAOZZ	80205	NAS1303-16H	• Bolt, Shear	1
2	PAOZZ	88044	AN960JD10L	• Washer, Flat	3
3	PAOZZ	80205	MS21042L3	• Nut, Self-Locking, Ex	1
4	PAOZZ	80205	NAS1303-6H	• Bolt, Shear	1
5	PBOZZ	35951	443-83012-1	• Support, Structural	1
6	PAOZZ	02731	HS5450-05-05	• Rivet, Blind	26
7	PAFFF	35951	443-8301 1-1	• Cutter, Cable, Aircra	1
8	PAOZZ	35951	990-00026-3	•• Screw, Cap, Socket He	17
9	PAOZZ	80205	NAS620-8	•• Washer, Flat	V
9	PAOZZ	80205	NAS620-8L	•• Washer, Flat	V
10	PAOZZ	96906	MS21042L08	•• Nut, Self-Locking, Ex	17
11	XAFZZ	35951	443-83060-1	•• Cheekplate, Lower Cu	1
12	XAFZZ	35951	443-83060-2	•• Cheekplate, Lower Cu	1
13	PAFZZ	35951	443-83008-1	•• Bracket, Angle	1
14	PAFZZ	35951	443-83008-2	•• Bracket, Mounting	1
15	MOOZZ	35951	366-83029-1	•• Shim, Cheekplate	V
16	PAOZZ	35951	366-83007-9	•• Blade, Cutter Assy	1
17	MOOZZ	35951	366-83019-5	•• Shim, Blade	V
18	PAOZZ	35951	366-83007-7	•• Blade, Cutter Assy	1
19	MOOZZ	35951	366-83019-3	•• Shim, Blade	V
20	PAOZZ	35951	366-83007-1 1	•• Blade, Cutter Assy	1
21	MOOZZ	35951	366-83019-7	•• Shim, Blade	V
22	PAOZZ	80205	NAS1149F0363P	•• Washer, Flat	2
23	PAOZZ	35951	191-83022-1	•• Cover, Access	1
24	PAFFF	35951	443-83014-1	• Deflector, Cable	1
25	PAOZZ	80205	MS24665-132	•• Pin, Cotter	1
26	XDOZZ	96906	MS9844-27	•• Pin, Straight, Headed	1
27	PAOZZ	80205	NAS1149F0363P	•• Washer, Flat	2
28	XDFZZ	35951	443-83069-1	•• Extension, Deflector	1
29	PAOZZ	35951	443-83070-1	•• Tube, Metallic	1
30	XDFZZ	35951	443-83015-1	•• Deflector	1
31	PAOZZ	96906	MS27039-0805	•• Screw, Machine	1
32	PAOZZ	88044	AN960-8	•• Washer, Flat	1
33	PAOZZ	96906	MS21042L08	•• Nut, Self-Locking, Ex	1
34	PAOZZ	80205	MS21059L3	• Nut, Self-Locking, Pl	1
35	PAOZZ	53551	AF1241-3-7	• Rivet, Blind	2
END OF FIGURE					



M09-1197C

Figure 229. Group 02 Wire Strike Protection Installation, Upper
7-31 1111270

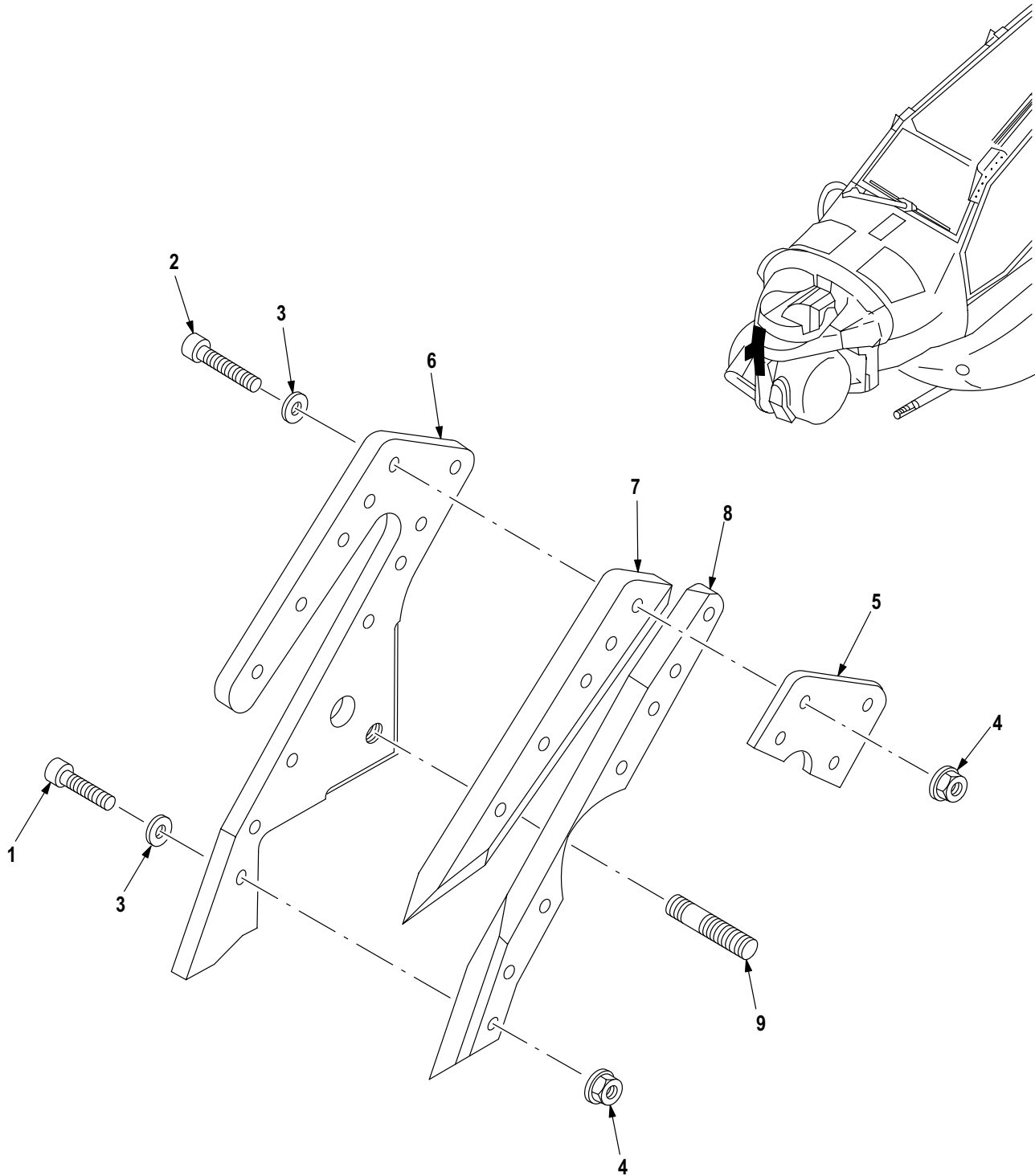
(1) ITEM NO.	(2) SMR CODE	(3) CAGE	(4) PART NUMBER	(5) DESCRIPTION AND USABLE ON CODE (UOC)	(6) QTY
				Group 02 Airframe Fig. 229 Wire Strike Protection Installation, Upper 7-31 1111270	
1	PAOZA	02731	HS5450-05-03	• Rivet, Blind	4
2	PAFZZ	35951	443-83007-1	• Deflector, Cable	1
3	PAOZZ	92215	PLT254-6-4	• Rivet, Blind	5
4	PAFZZ	35951	443-83004-3	• Deflector, Cable	1
5	PAFZZ	35951	443-83004-1	• Deflector, Cable	2
6	PAFZZ	35951	443-83004-5	• Deflector, Cable	1
7	PAOZZ	80205	NAS1303-8H	• Bolt, Shear	1
8	PAOZZ	88044	AN960JD10L	• Washer, Flat	15
9	PAOZZ	80205	MS21042L3	• Nut, Self-Locking, Ex	7
10	PAOZZ	80205	NAS6603-5	• Bolt, Shear	1
11	PBOZZ	35951	443-83032-1	• Support, Structural	1
12	PAOZZ	80205	NAS6203-7	• Bolt, Shear	6
13	PAFFF	35951	443-83030-1	• Cutter, Cable, Aircra	1
14	PAFZZ	35951	990-00026-3	•• Screw, Cap, Socket He	15
15	PAFZZ	80205	NAS620-8	•• Washer, Flat	V
15	PAFZZ	80205	NAS620-8L	•• Washer, Flat	V
16	PAFZZ	96906	MS21042L08	•• Nut, Self-Locking, Ex	15
17	PAFZZ	35951	342-83009-1	•• Blade, Cutter, Cable	2
18	MFFZZ	35951	342-83028-1	•• Shim, Cutter Assembl	V
19	XDFZZ	35951	443-83031-1	•• Angle, Upper Cutter	1
20	MFFZZ	35951	443-83065-1	•• Shim, Angle	1
21	PAOZZ	02731	HS5450-05-06	• Rivet, Blind	20
22	PAFFF	35951	443-83005-1	• Deflector, Cable	1
23	PAFZZ	35951	443-83061-1	•• Deflector, Cable	1
24	PAFZZ	35951	443-83062-1	•• Deflector, Cable	1
25	PAOZZ	88044	AN3-5A	•• Bolt, Machine	2
26	PAOZZ	59875	TX90790-34	•• Washer, Flat	2
27	PAOZZ	80205	MS21042L3	•• Nut, Self-Locking, Ex	2
28	PAOZZ	35951	443-83063-1	•• Clip, Spring Tension	1
END OF FIGURE					



M09-1209A

Figure 230. Group 02 Wire Strike Protection Installation, TADS/PNVS
13076290-019 (58260)

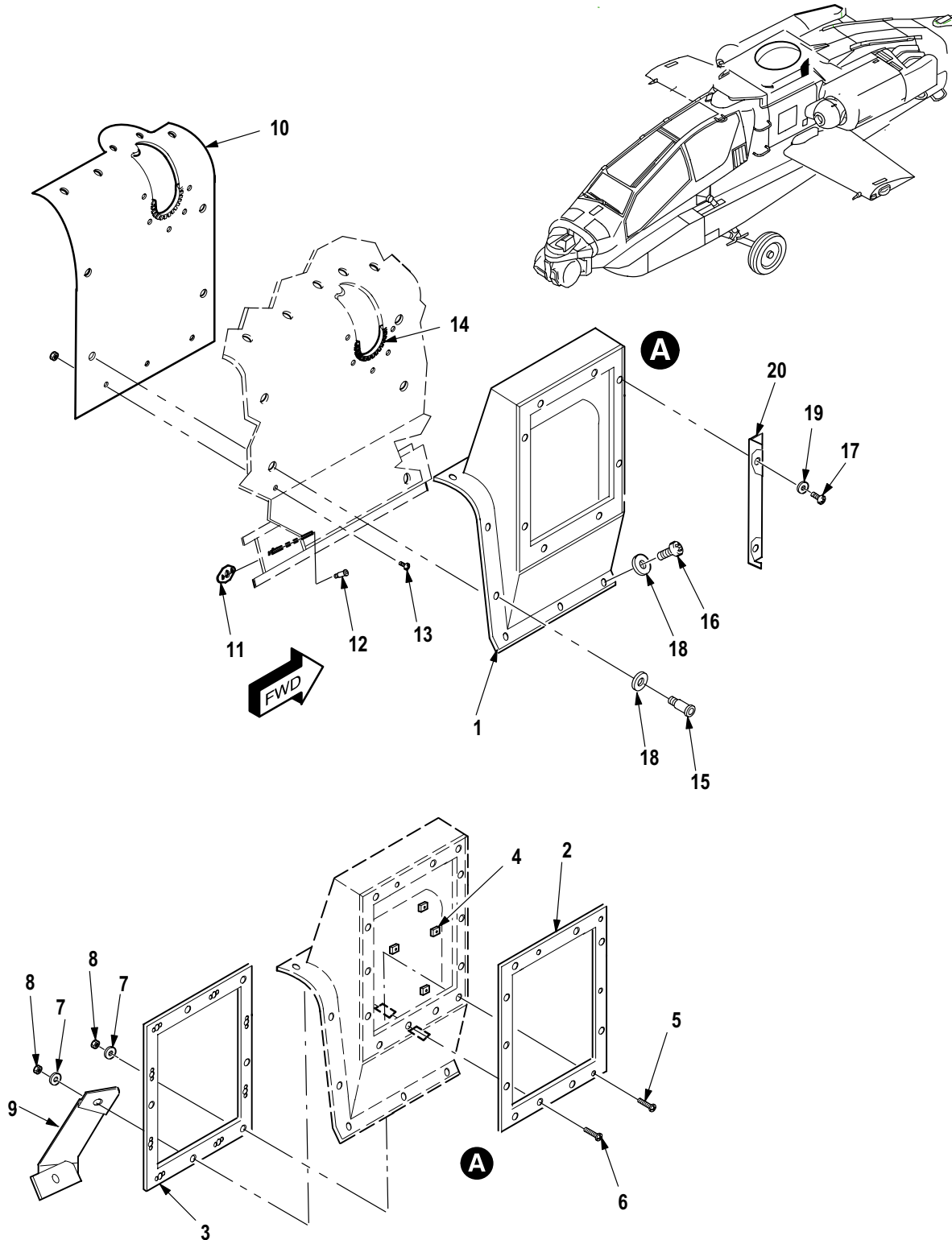
(1) ITEM NO.	(2) SMR CODE	(3) CAGE	(4) PART NUMBER	(5) DESCRIPTION AND USABLE ON CODE (UOC)	(6) QTY
				Group 02 Airframe Fig. 230 Wire Strike Protection Installation, TADS/PNVS 13076290-019 (58260)	
1	PAOZZ	88044	AN6-7A	• Bolt, Machine	1
2	PAOZZ	96906	MS35338-141	• Washer, Lock	2
3	PAOZZ	88044	AN960-616	• Washer, Flat	2
4	PAOZZ	88044	AN960-416	• Washer, Flat	5
5	PAOZZ	96906	MS35338-139	• Washer, Lock	1
6	PAOZZ	88044	AN315-4R	• Nut, Plain, Hexagon	1
7	PAOZZ	88044	AN6-12A	• Bolt, Machine	1
8	PAOZZ	58260	13075534	• Nut, Sleeve	1
9	PAOOO	35951	443-83035-1	• Cutter, Cable, Aircra (See Fig. 231 for Breakdown)	1
10	PAOZZ	80205	NAS1352-08-20P	• Screw, Cap, Socket He	6
11	PAOZZ	88044	AN960-8	• Washer, Flat	6
12	PAOZZ	80205	MS21042-08	• Nut, Self-Locking, Ex	6
13	PAOZZ	88044	AN4-12A	• Bolt, Machine	2
14	PAOZZ	80205	MS21042-4	• Nut, Self-Locking, Ex	2
15	XDOZZ	35951	443-83044-1	• Support, Structural	1
16	PAOZZ	96906	MS16998-35	• Screw, Cap, Socket He	8
17	PAOZZ	59875	TX90790-34	• Washer, Flat	4
18	XDOZZ	35951	443-83040-1	• Deflector, Ice-Fairi	1
19	XDOZZ	35951	443-83043-1	• Deflector, AFT-TADS	1
20	XDOZZ	35951	443-83051-2	• Bracket, Deflector	1
21	PAOZZ	80205	NAS1351-3-6P	• Screw, Cap, Socket He	4
22	XDOZZ	35951	443-83050-2	• Bracket, Deflector	1
23	XDOZZ	35951	443-83050-1	• Bracket, Deflector	1
24	PAOZZ	18876	P007885-005-05	• Rivet, Blind	4
25	XDOZZ	35951	443-83048-1	• Support, Structural	1
END OF FIGURE					



M09-1198

Figure 231. Group 02 Cutter Cable, Aircraft, PNVS
443-83035-1 (35951)

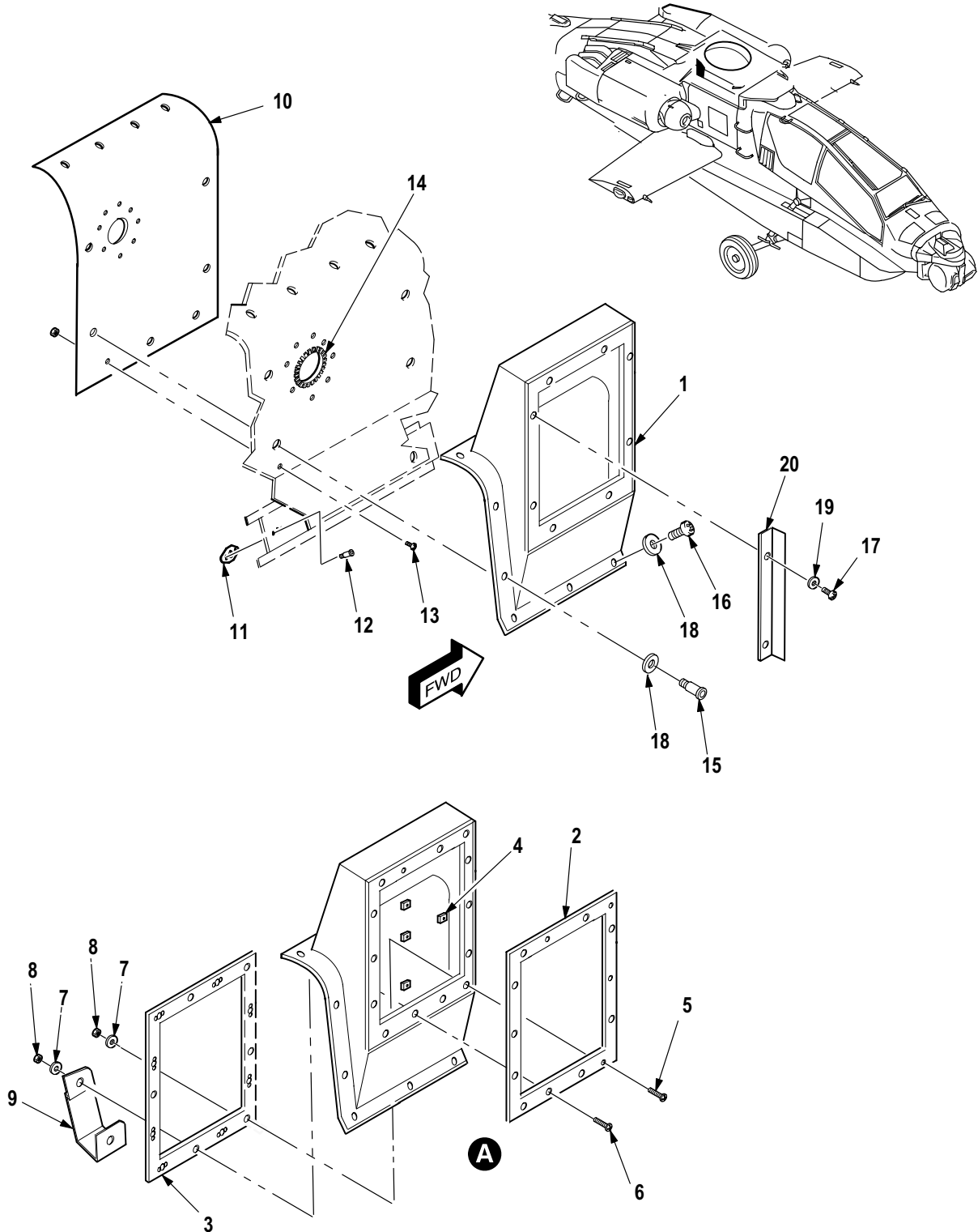
(1) ITEM NO.	(2) SMR CODE	(3) CAGE	(4) PART NUMBER	(5) DESCRIPTION AND USABLE ON CODE (UOC)	(6) QTY
				Group 02 Airframe Fig. 231 Cutter Cable, Aircraft, PNVS 443-83035-1 (35951) See Fig. 230 for NHA	
1	PAOZZ	35951	990-00026-7	• Screw, Cap, Socket He	8
2	PAOZZ	35951	990-00026-5	• Screw, Cap, Socket He	4
3	PAOZZ	80205	NAS620-8L	• Washer, Flat	V
4	PAOZZ	96906	MS21042L08	• Nut, Self-Locking, Ex	12
5	XDOZZ	35951	443-83056-1	• Plate, Backing	1
6	XAOZZ	35951	443-83055-1	• Support, Structural	1
7	XDOZZ	35951	443-83057-1	• Cutter, Cartridge AC	1
8	XDOZZ	35951	443-83058-1	• Blade, Cutter, Cable	1
9	XDOZA	80205	NAS184-4-6A	• Packing Assembly	1
END OF FIGURE					



MO9-1350

Figure 231A. Group 02 Mount, Sensor, Forward (Left Side) AH-64A/AVR-2A
4790231-501 (8B676)
A/C With MWO 1-1520-238-50-50 Incorporated

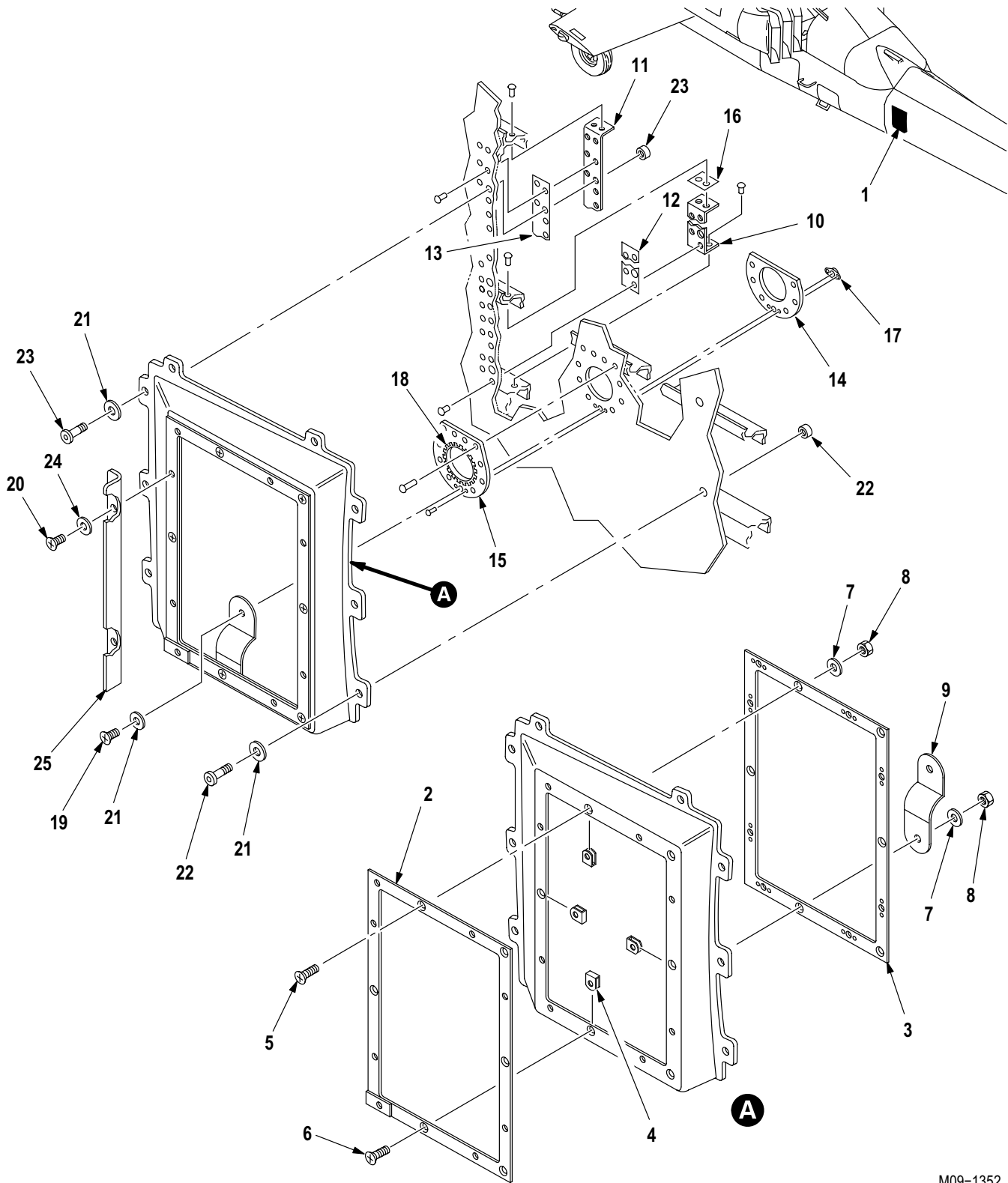
(1) ITEM NO.	(2) SMR CODE	(3) CAGE	(4) PART NUMBER	(5) DESCRIPTION AND USABLE ON CODE (UOC)	(6) QTY
				Group 02 Airframe Fig. 231A Mount, Sensor, Foward (Left Side) AH-64A/A VR-2A 4790231-501 (8B676) A/C With MWO 1-1520-238-50-50 Incorporated	
1	PAOOO	8B676	4290362-501	• Mount Assy, FWD L Se A/C With MWO 1-1520-238-50-50 Incorporated	1
2	PAOZZ	8B676	4190333-1	•• Doubler, Outer A/C With MWO 1-1520-238-50-50 Incorporated . .	1
3	PAOZZ	8B676	4290372-501	•• Doubler, Inner A/C With MWO 1-1520-238-50-50 Incorporated . . .	1
4	MDOZZ	8B676	3190168-2	•• Clip, Bonding A/C With MWO 1-1520-238-50-50 Incorporated . . .	4
5	PAOZZ	96906	MS24693-C28	•• Screw, Machine A/C With MWO 1-1520-238-50-50 Incorporated . . .	5
6	PAOZZ	96906	MS24693-C29	•• Screw, Machine A/C With MWO 1-1520-238-50-50 Incorporated . . .	1
7	PAOZZ	96906	MS15795-805	•• Washer, Flat A/C With MWO 1-1520-238-50-50 Incorporated . . .	6
8	PAOZZ	96906	MS21044-C06	•• Nut, Self-Locking A/C With MWO 1-1520-238-50-50 Incorporated . . .	6
9	MDOZZ	8B676	2290230-501	•• Bonding, Strap A/C With MWO 1-1520-238-50-50 Incorporated . . .	1
10	MDOZZ	8B676	4190323-1	• Doubler, FWD Sen L A/C With MWO 1-1520-238-50-50 Incorporated	1
11	PAOZZ	96906	MS21075L3	• Nut, Self-Locking Pl A/C With MWO 1-1520-238-50-50 Incorporated	2
12	PAOZZ	11815	CCR264CS3-2	• Rivet, Blind A/C With MWO 1-1520-238-50-50 Incorporated	4
13	PAOZZ	11815	CR3213-4-2	• Rivet, Blind A/C With MWO 1-1520-238-50-50 Incorporated	9
14	PAOZZ	96906	MS21266-3N	• Grommet, Nonmetallic A/C With MWO 1-1520-238-50-50 Incorporated	12
15	PAOZZ	73197	HL20PB86-5-4	• Pin and Collar Assy A/C With MWO 1-1520-238-50-50 Incorporated	9
16	PAOZZ	96906	MS27039-1-10	• Screw, Machine A/C With MWO 1-1520-238-50-50 Incorporated	3
17	PAOZZ	96906	MS27039-1-1 1	• Screw, Machine A/C With MWO 1-1520-238-50-50 Incorporated	8
18	PAOZZ	80205	NAS1149F0332P	• Washer, Flat A/C With MWO 1-1520-238-50-50 Incorporated	12
19	PAOZZ	80205	NAS1149F0363P	• Washer, Flat A/C With MWO 1-1520-238-50-50 Incorporated	8
20	MDOZZ	8B676	3290287-501	• Angle, Weather Strip A/C With MWO 1-1520-238-50-50 Incorporated	1
END OF FIGURE					



M09-1351

Figure 231B. Group 02 Mount, Sensor, Foward (Right Side) AH-64A/AVR-2A
4790231-502 (8B676)
A/C With MWO 1-1520-238-50-50 Incorporated

(1) ITEM NO.	(2) SMR CODE	(3) CAGE	(4) PART NUMBER	(5) DESCRIPTION AND USABLE ON CODE (UOC)	(6) QTY
				Group 02 Airframe Fig. 231B Mount, Sensor, Foward (Right Side) AH-64A/A VR-2A 4790231-502 (8B676) A/C With MWO 1-1520-238-50-50 Incorporated	
1	PAOOO	8B676	4290362-502	• Mount Assy, FWD R Se A/C With MWO 1-1520-238-50-50 Incorporated	1
2	PAOZZ	8B676	4190333-1	•• Doubler, Outer A/C With MWO 1-1520-238-50-50 Incorporated . . .	1
3	PAOZZ	8B676	4290372-501	•• Doubler, Inner A/C With MWO 1-1520-238-50-50 Incorporated . . .	1
4	MDOZZ	8B676	3190168-2	•• Clip, Bonding A/C With MWO 1-1520-238-50-50 Incorporated . . .	4
5	PAOZZ	96906	MS24693C28	•• Screw, Machine A/C With MWO 1-1520-238-50-50 Incorporated . . .	5
6	PAOZZ	96906	MS24693-C29	•• Screw, Machine A/C With MWO 1-1520-238-50-50 Incorporated . . .	1
7	PAOZZ	96906	MS15795-805	•• Washer, Flat A/C With MWO 1-1520-238-50-50 Incorporated . . .	6
8	PAOZZ	96906	MS21044-C06	•• Nut, Self-Locking A/C With MWO 1-1520-238-50-50 Incorporated . . .	6
9	MDOZZ	8B676	2290230-503	•• Bonding Strap A/C With MWO 1-1520-238-50-50 Incorporated . . .	1
10	MDOZZ	8B676	4190323-2	• Doubler, FWD R Sen A/C With MWO 1-1520-238-50-50 Incorporated	1
11	PAOZZ	96906	MS21075L3	• Nut, Self-Locking, PI A/C With MWO 1-1520-238-50-50 Incorporated	2
12	PAOZZ	11815	CCR264CS3-2	• Rivet, Blind A/C With MWO 1-1520-238-50-50 Incorporated	4
13	PAOZZ	11815	CR3213-4-2	• Rivet, Blind A/C With MWO 1-1520-238-50-50 Incorporated	9
14	PAOZZ	96906	MS21266-3N	• Grommet, Nonmetallic A/C With MWO 1-1520-238-50-50 Incorporated	6
15	PAOZZ	73197	HL20PB86-5-4	• Pin and Collar Assy A/C With MWO 1-1520-238-50-50 Incorporated	8
16	PAOZZ	96906	MS27039-1-10	• Screw, Machine A/C With MWO 1-1520-238-50-50 Incorporated	3
17	PAOZZ	96906	MS27039-1-1 1	• Screw, Machine A/C With MWO 1-1520-238-50-50 Incorporated	8
18	PAOZZ	80205	NAS1149F0332P	• Washer, Flat A/C With MWO 1-1520-238-50-50 Incorporated	11
19	PAOZZ	80205	NAS1149F0363P	• Washer, Flat A/C With MWO 1-1520-238-50-50 Incorporated	8
20	PAOZZ	8B676	3290287-501	• Angle, Weather Strip A/C With MWO 1-1520-238-50-50 Incorporated	1
END OF FIGURE					

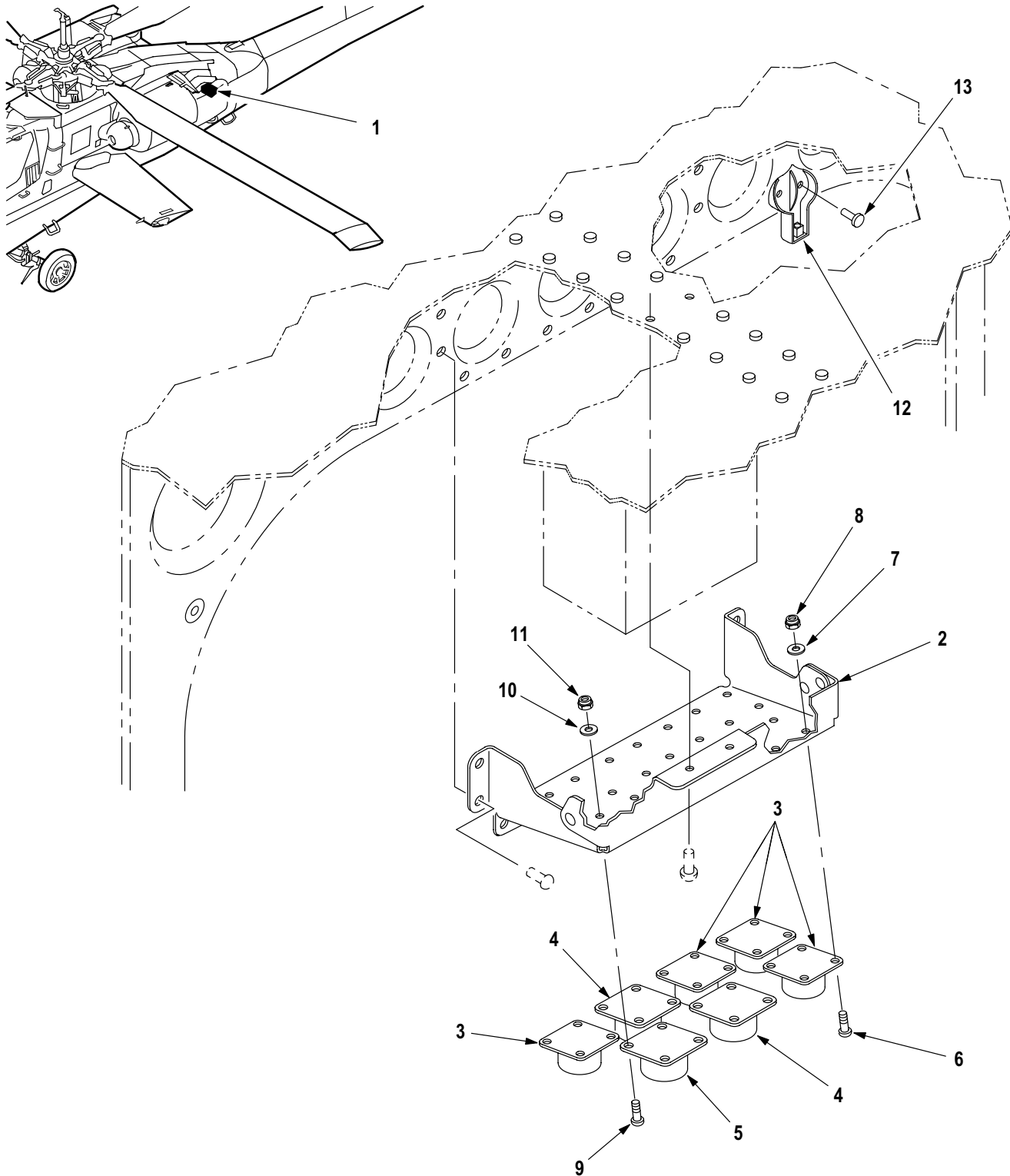


M09-1352

Figure 231C. Group 02 Mount, Sensor, AFT (Left Side) AH-64A/AVR-2A
4790232-501 (8B676)
A/C With MWO 1-1520-238-50-50 Incorporated

(1) ITEM NO.	(2) SMR CODE	(3) CAGE	(4) PART NUMBER	(5) DESCRIPTION AND USABLE ON CODE (UOC)	(6) QTY
				Group 02 Airframe Fig. 231C Mount, Sensor, AFT (Left Side) AH-64A/A VR-2A 4790232-501 (8B676) A/C With MWO 1-1520-238-50-50 Incorporated	
1	PAOOO	8B676	4290363-502	• Mount Assy, AFT L Se A/C With MWO 1-1520-238-50-50 Incorporated	1
2	XDOZZ	8B676	4190333-1	•• Plate, Structural, Ai A/C With MWO 1-1520-238-50-50 Incorporated . . .	1
3	PAOZZ	8B676	4290372-501	•• Doubler, Inner A/C With MWO 1-1520-238-50-50 Incorporated . . .	1
4	MDOZZ	8B676	3190168-2	•• Clip, Bonding A/C With MWO 1-1520-238-50-50 Incorporated . . .	4
5	PAOZZ	96906	MS24693-C28	•• Screw, Machine A/C With MWO 1-1520-238-50-50 Incorporated . . .	5
6	PAOZZ	96906	MS24693-C29	•• Screw, Machine A/C With MWO 1-1520-238-50-50 Incorporated . . .	1
7	PAOZZ	80205	NAS1149CN632R	•• Washer, Flat A/C With MWO 1-1520-238-50-50 Incorporated . . .	6
8	PAOZZ	96906	MS21044-C06	•• Nut, Self-Locking A/C With MWO 1-1520-238-50-50 Incorporated . . .	6
9	MDOZZ	8B676	2290230-502	•• Bonding Strap A/C With MWO 1-1520-238-50-50 Incorporated . . .	1
10	MDOZZ	8B676	4190320-1	• Intercostal, AFT L S A/C With MWO 1-1520-238-50-50 Incorporated	1
11	MDOZZ	8B676	4190320-3	• Intercostal, AFT L S A/C With MWO 1-1520-238-50-50 Incorporated	1
12	MDOZZ	8B676	4190321-1	• Filler, AFT Sensor A/C With MWO 1-1520-238-50-50 Incorporated	1
13	MDOZZ	8B676	4190321-2	• Filler, AFT Sensor A/C With MWO 1-1520-238-50-50 Incorporated	1
14	MDOZZ	8B676	4190321-3	• Filler, AFT Sensor A/C With MWO 1-1520-238-50-50 Incorporated	1
15	MDOZZ	8B676	4190322-2	• Doubler, AFT Sensor A/C With MWO 1-1520-238-50-50 Incorporated	1
16	MDOZZ	8B676	2190298-1	• Shim A/C With MWO 1-1520-238-50-50 Incorporated	1
17	PAOZZ	96906	MS21075L3	• Nut, Self-locking A/C With MWO 1-1520-238-50-50 Incorporated	1
18	PAOZZ	96906	MS21266-2N	• Grommet, Nonmetallic A/C With MWO 1-1520-238-50-50 Incorporated	6
19	PAOZZ	96906	MS27039-1-10	• Screw, Machine A/C With MWO 1-1520-238-50-50 Incorporated	1
20	PAOZZ	96906	MS27039-1-1 1	• Screw, Machine A/C With MWO 1-1520-238-50-50 Incorporated	8
21	PAOZZ	80205	NAS1149F0332P	• Washer, Flat A/C With MWO 1-1520-238-50-50 Incorporated	21
22	PAOZZ	73197	HL20PB86-5-5	• Pin Rivet, Threaded A/C With MWO 1-1520-238-50-50 Incorporated	7
23	PAOZZ	73197	HL20PB86-5-4	• Pin and Collar Assy A/C With MWO 1-1520-238-50-50 Incorporated	3
24	PAOZZ	80205	NAS1149F0363P	• Washer, Flat A/C With MWO 1-1520-238-50-50 Incorporated	8
25	MDOZZ	8B676	3290287-501	• Angle, Weather Strip A/C With MWO 1-1520-238-50-50 Incorporated	1
END OF FIGURE					

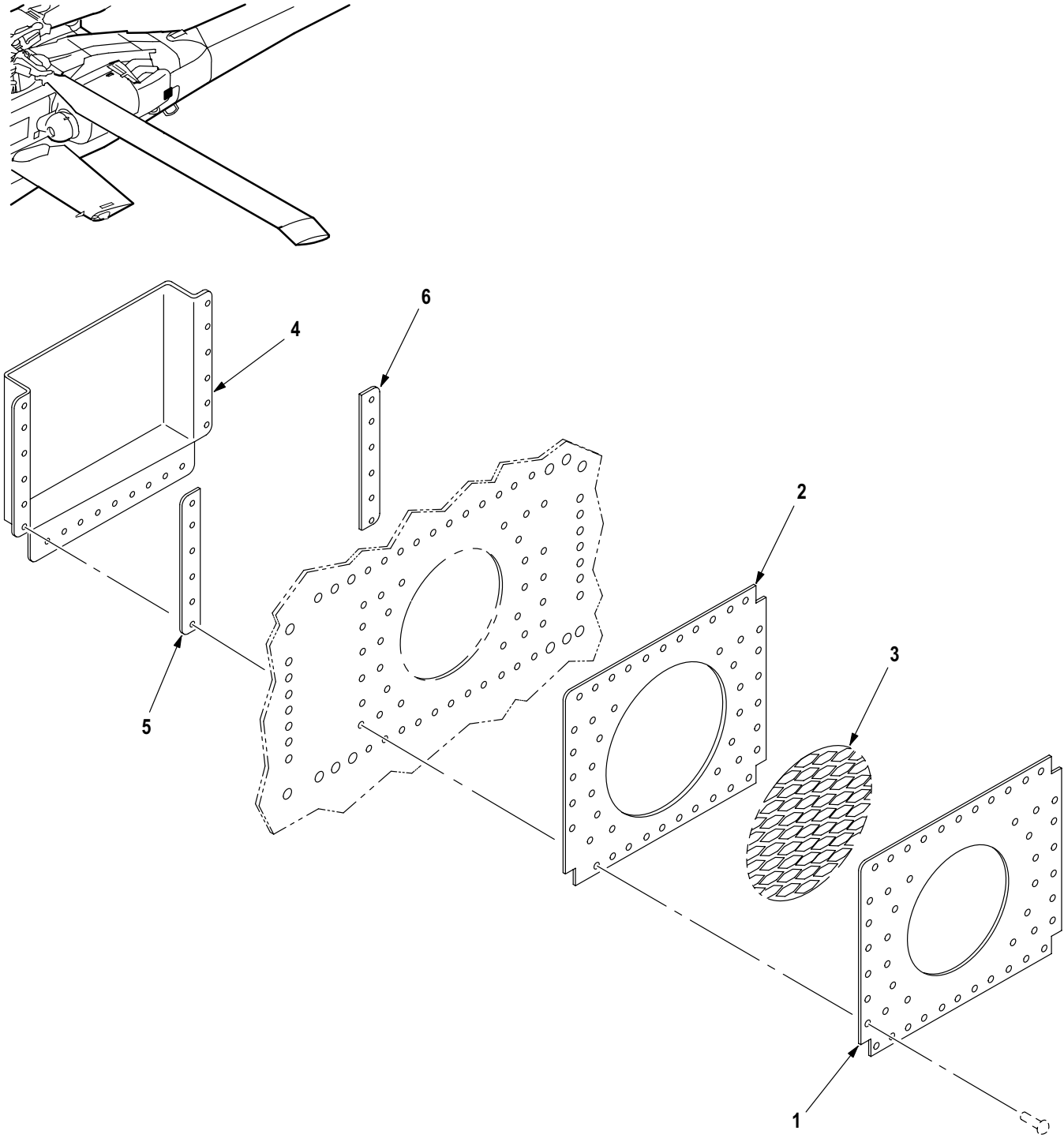
(1) ITEM NO.	(2) SMR CODE	(3) CAGE	(4) PART NUMBER	(5) DESCRIPTION AND USABLE ON CODE (UOC)	(6) QTY
				Group 02 Airframe Fig. 231D Mount, Sensor, AFT (Right Side) AH-64A/A VR-2A 4790232 (8B676) A/C With MWO 1-1520-238-50-50 Incorporated	
1	PAOOO	8B676	4290363-501	• Mount Assy, AFT R Se A/C With MWO 1-1520-238-50-50 Incorporated	1
2	XDOZZ	8B676	4190333-1	• • Plate, Structural, Ai A/C With MWO 1-1520-238-50-50 Incorporated . . .	1
3	PAOZZ	8B676	4290372-501	• • Doubler, Inner A/C With MWO 1-1520-238-50-50 Incorporated . . .	1
4	MDOZZ	8B676	3190168-2	• • Clip, Bonding A/C With MWO 1-1520-238-50-50 Incorporated . . .	4
5	PAOZZ	96906	MS24693-C28	• • Screw, Machine A/C With MWO 1-1520-238-50-50 Incorporated . . .	5
6	PAOZZ	96906	MS24693-C29	• • Screw, Machine A/C With MWO 1-1520-238-50-50 Incorporated . . .	1
7	PAOZZ	80205	NAS1149CN632R	• • Washer, Flat A/C With MWO 1-1520-238-50-50 Incorporated . . .	6
8	PAOZZ	96906	MS21044-C06	• • Nut, Self-Locking A/C With MWO 1-1520-238-50-50 Incorporated . . .	6
9	MDOZZ	8B676	2290230-502	• • Bonding, Strap A/C With MWO 1-1520-238-50-50 Incorporated . . .	1
10	MDOZZ	8B676	4190320-2	• Intercostal, AFT R S A/C With MWO 1-1520-238-50-50 Incorporated	1
11	MDOZZ	8B676	4190320-4	• Intercostal, AFT R S A/C With MWO 1-1520-238-50-50 Incorporated	1
12	MDOZZ	8B676	4190321-1	• Filler, AFT Sensor A/C With MWO 1-1520-238-50-50 Incorporated	1
13	MDOZZ	8B676	4190321-2	• Filler, AFT Sensor A/C With MWO 1-1520-238-50-50 Incorporated	1
14	MDOZZ	8B676	4190322-1	• Doubler, AFT Sensor A/C With MWO 1-1520-238-50-50 Incorporated	1
15	MDOZZ	8B676	2190298-1	• Shim A/C With MWO 1-1520-238-50-50 Incorporated	1
16	PAOZZ	96906	MS21076L3E	• Nut, Self-locking A/C With MWO 1-1520-238-50-50 Incorporated	1
17	PAOZZ	96906	MS21266-2N	• Grommet, Nometallic A/C With MWO 1-1520-238-50-50 Incorporated	6
18	PAOZZ	96906	MS27039-1-10	• Screw, Machine A/C With MWO 1-1520-238-50-50 Incorporated	1
19	PAOZZ	96906	MS27039-1-1 1	• Screw, Machine A/C With MWO 1-1520-238-50-50 Incorporated	8
20	PAOZZ	80205	NAS1149F0332P	• Washer, Flat A/C With MWO 1-1520-238-50-50 Incorporated	21
21	PAOZZ	71397	HL20PB86-5-5	• Pin-Rivet, Threaded A/C With MWO 1-1520-238-50-50 Incorporated	7
22	PAOZZ	71397	HL20PB86-5-4	• Pin and Collar Assy A/C With MWO 1-1520-238-50-50 Incorporated	3
23	PAOZZ	80205	NAS1149F0363P	• Washer, Flat A/C With MWO 1-1520-238-50-50 Incorporated	8
24	MDOZZ	8B676	3290287-501	• Angle, Weather Strip A/C With MWO 1-1520-238-50-50 Incorporated	1
END OF FIGURE					



M09-1354

Figure 231E. Group 02 Connector, Stowage Installation AH-64A/AVR-2A
4790236-501 (8B676)
A/C With MWO 1-1520-238-50-50 Incorporated

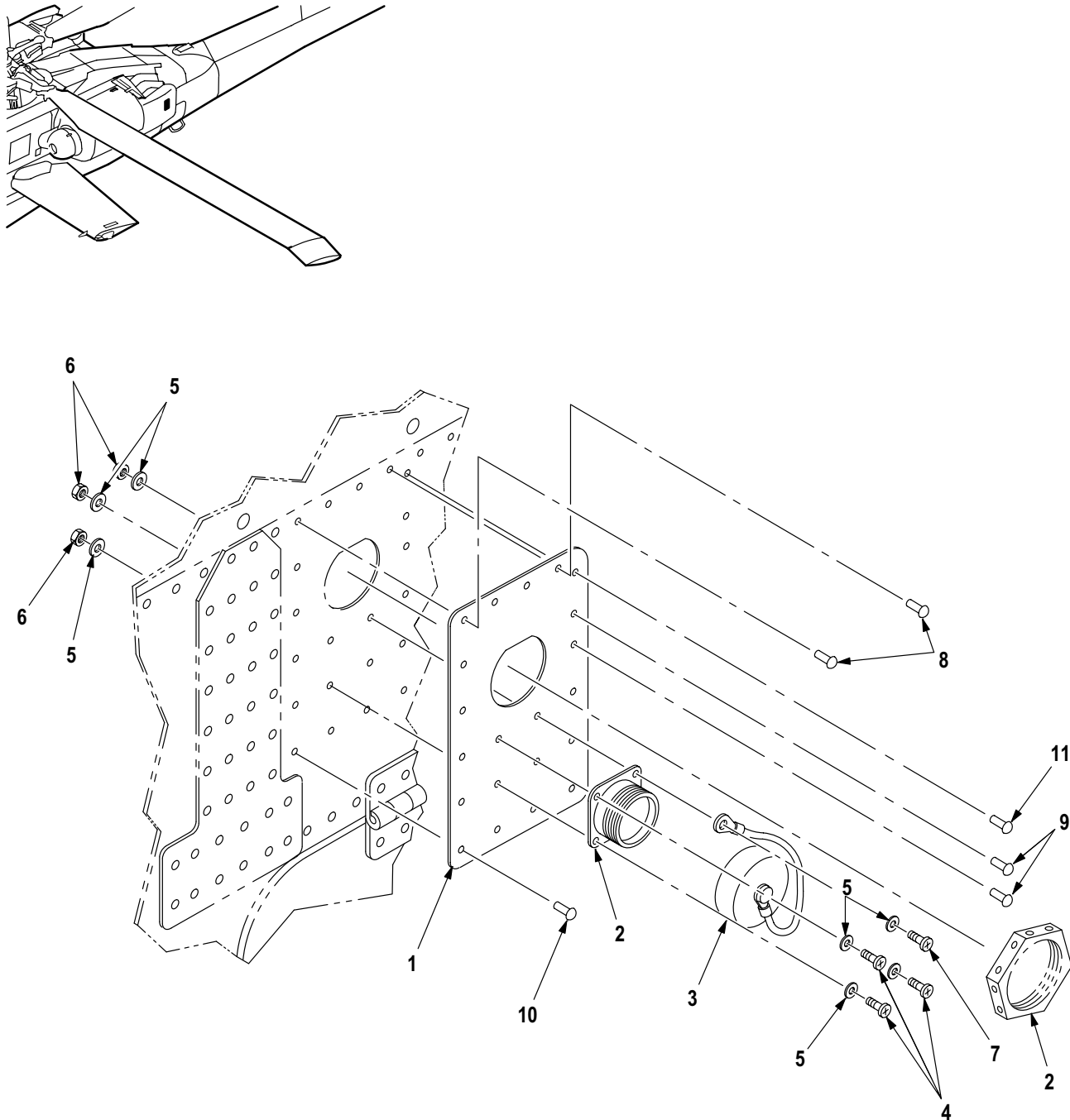
(1) ITEM NO.	(2) SMR CODE	(3) CAGE	(4) PART NUMBER	(5) DESCRIPTION AND USABLE ON CODE (UOC)	(6) QTY
				Group 02 Airframe Fig. 231E Connector, Stowage Installation AH-64A/A VR-2A 4790236-501 (8B676) A/C With MWO 1-1520-238-50-50 Incorporated	
1	PAOZZ	8B676	4290364-501	• Bracket Assy, Conn Stor A/C With MWO 1-1520-238-50-50 Incorporated	1
2	MDOZZ	8B676	4290364-502	•• Bracket Assy A/C With MWO 1-1520-238-50-50 Incorporated . . .	1
3	PAOZZ	81349	M38999/10-12B	•• Dummy Connector, Rec A/C With MWO 1-1520-238-50-50 Incorporated . . .	4
4	PAOZZ	81349	M38999/10-14B	•• Connector A/C With MWO 1-1520-238-50-50 Incorporated . . .	2
5	PAOZZ	96906	MS3115-12B	•• Conn, Dummy A/C With MWO 1-1520-238-50-50 Incorporated . . .	1
6	PAOZZ	96906	MS35206-214	•• Screw, Machine A/C With MWO 1-1520-238-50-50 Incorporated . . .	24
7	PAOZZ	80205	NAS1149FN432P	•• Washer, Flat A/C With MWO 1-1520-238-50-50 Incorporated . . .	24
8	PAOZZ	80205	MS21042L04	•• Nut, Self-Locking, Ex A/C With MWO 1-1520-238-50-50 Incorporated . . .	24
9	PAOZZ	96906	MS35206-227	•• Screw, Machine A/C With MWO 1-1520-238-50-50 Incorporated . . .	4
10	PAOZZ	80205	NAS1149FN632P	•• Washer, Flat A/C With MWO 1-1520-238-50-50 Incorporated . . .	4
11	PAOZZ	80205	MS21042L06	•• Nut, Self-Locking, Ex A/C With MWO 1-1520-238-50-50 Incorporated . . .	4
12	PAOZZ	75237	F52LHA71-8-02	•• Nut, Self-locking, Pl A/C With MWO 1-1520-238-50-50 Incorporated . . .	1
13	PAOZZ	11815	CR3213-4-2	•• Rivet, Blind A/C With MWO 1-1520-238-50-50 Incorporated . . .	2
END OF FIGURE					



M09-1355

Figure 231F. Group 02 Vent Installation AH-64A/AVR-2A
4790239-501 (8B676)
A/C With MWO 1-1520-238-50-50 Incorporated

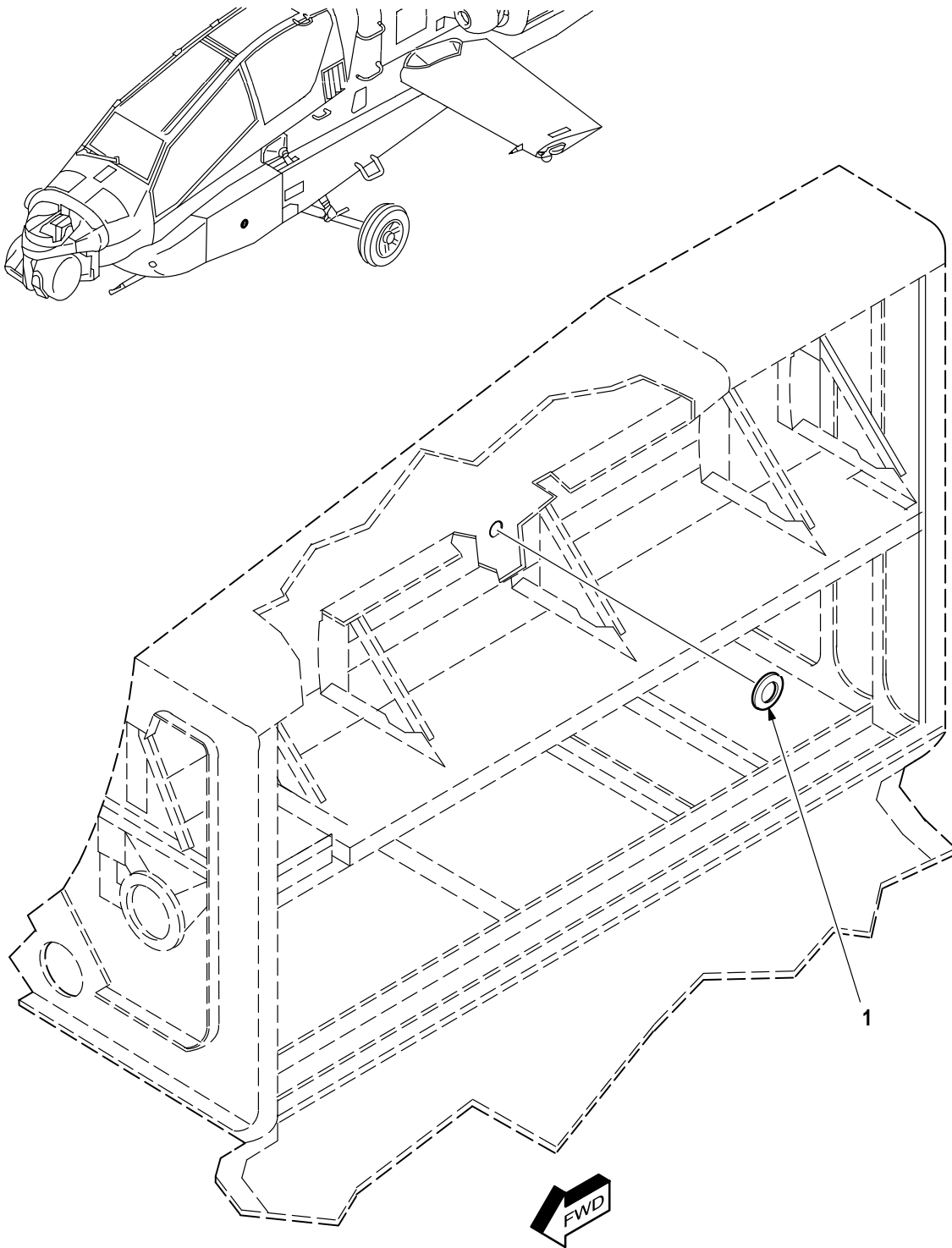
(1) ITEM NO.	(2) SMR CODE	(3) CAGE	(4) PART NUMBER	(5) DESCRIPTION AND USABLE ON CODE (UOC)	(6) QTY
				Group 02 Airframe Fig. 231F Vent Installation AH-64A/AVR-2A 4790239-501 (8B676) A/C With MWO 1-1520-238-50-50 Incorporated	
1	MDOZZ	8B676	4190324-1	• Doubler, Outside A/C With MWO 1-1520-238-50-50 Incorporated	1
2	MDOZZ	8B676	4190324-2	• Filler, Outside A/C With MWO 1-1520-238-50-50 Incorporated	1
3	PAOZZ	8B676	2190301-1	• Mesh, Screen A/C With MWO 1-1520-238-50-50 Incorporated	1
4	PAOZZ	8B676	4290369-501	• Shield, Rain A/C With MWO 1-1520-238-50-50 Incorporated	1
5	PAOZZ	8B676	2190299-1	• Filler A/C With MWO 1-1520-238-50-50 Incorporated	1
6	PAOZZ	8B676	2190299-2	• Filler A/C With MWO 1-1520-238-50-50 Incorporated	1
END OF FIGURE					



M09-1356

Figure 231G. Group 02 Doubler Installation, AGES Connector AH-64A/AVR-2A
4790238-501 (8B676)
A/C With MWO 1-1520-238-50-50 Incorporated

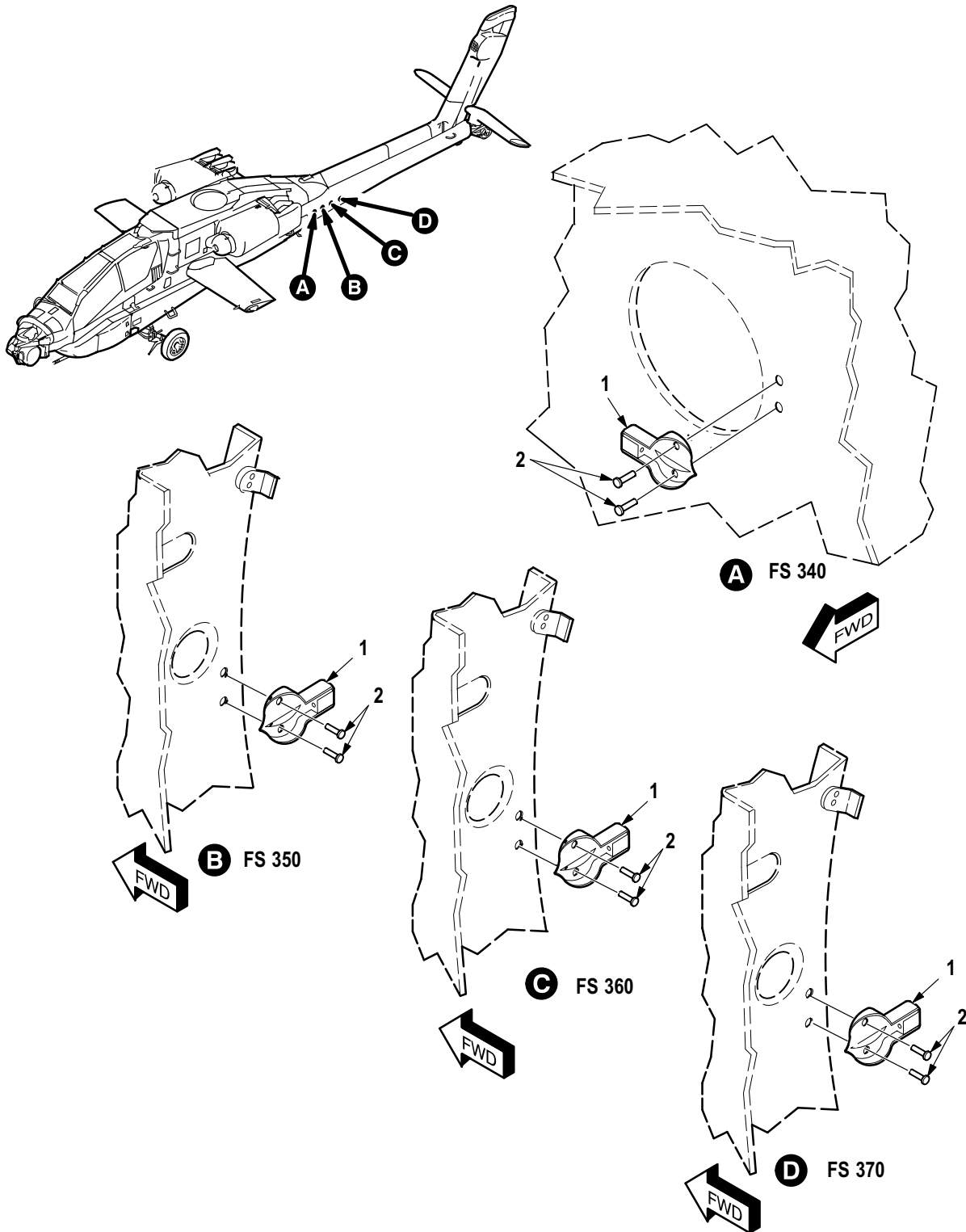
(1) ITEM NO.	(2) SMR CODE	(3) CAGE	(4) PART NUMBER	(5) DESCRIPTION AND USABLE ON CODE (UOC)	(6) QTY
				Group 02 Airframe Fig. 231G Doubler Installation, AGES Connector AH-64A/A VR-2A 4790238-501 (8B676) A/C With MWO 1-1520-238-50-50 Incorporated	
1	PAOZZ	8B676	3190345-1	• Doubler, Connector A/C With MWO 1-1520-238-50-50 Incorporated	1
2	PAOZZ	81349	M38999/10-14B	• Connector A/C With MWO 1-1520-238-50-50 Incorporated	1
3	PAOZZ	96906	MS27511B14R	• Cap, Dust A/C With MWO 1-1520-238-50-50 Incorporated	1
4	PAOZZ	96906	MS35206-215	• Screw, Machine A/C With MWO 1-1520-238-50-50 Incorporated	3
5	PAOZZ	80205	NAS1149FN432P	• Washer, Flat A/C With MWO 1-1520-238-50-50 Incorporated	8
6	PAOZZ	80205	MS21042L04	• Nut, Self-Locking, Ex A/C With MWO 1-1520-238-50-50 Incorporated	4
7	PAOZZ	96906	MS35275-216	• Screw, Machine A/C With MWO 1-1520-238-50-50 Incorporated	1
8	PAOZZ	11815	CR3213-4-3	• Rivet, Blind A/C With MWO 1-1520-238-50-50 Incorporated	4
9	PAOZZ	11815	CR3213-4-2	• Rivet, Blind A/C With MWO 1-1520-238-50-50 Incorporated	2
10	PAOZZ	11815	CR3213-4-1	• Rivet, Blind A/C With MWO 1-1520-238-50-50 Incorporated	10
11	PAOZZ	11815	CR3213-4-4	• Rivet, Blind A/C With MWO 1-1520-238-50-50 Incorporated	1
END OF FIGURE					



M09-1366

Figure 231H. Group 02 Grommet Installation, Wire Feed Thru AH-64A/AVR-2A A/C With MWO 1-1520-238-50-50 Incorporated

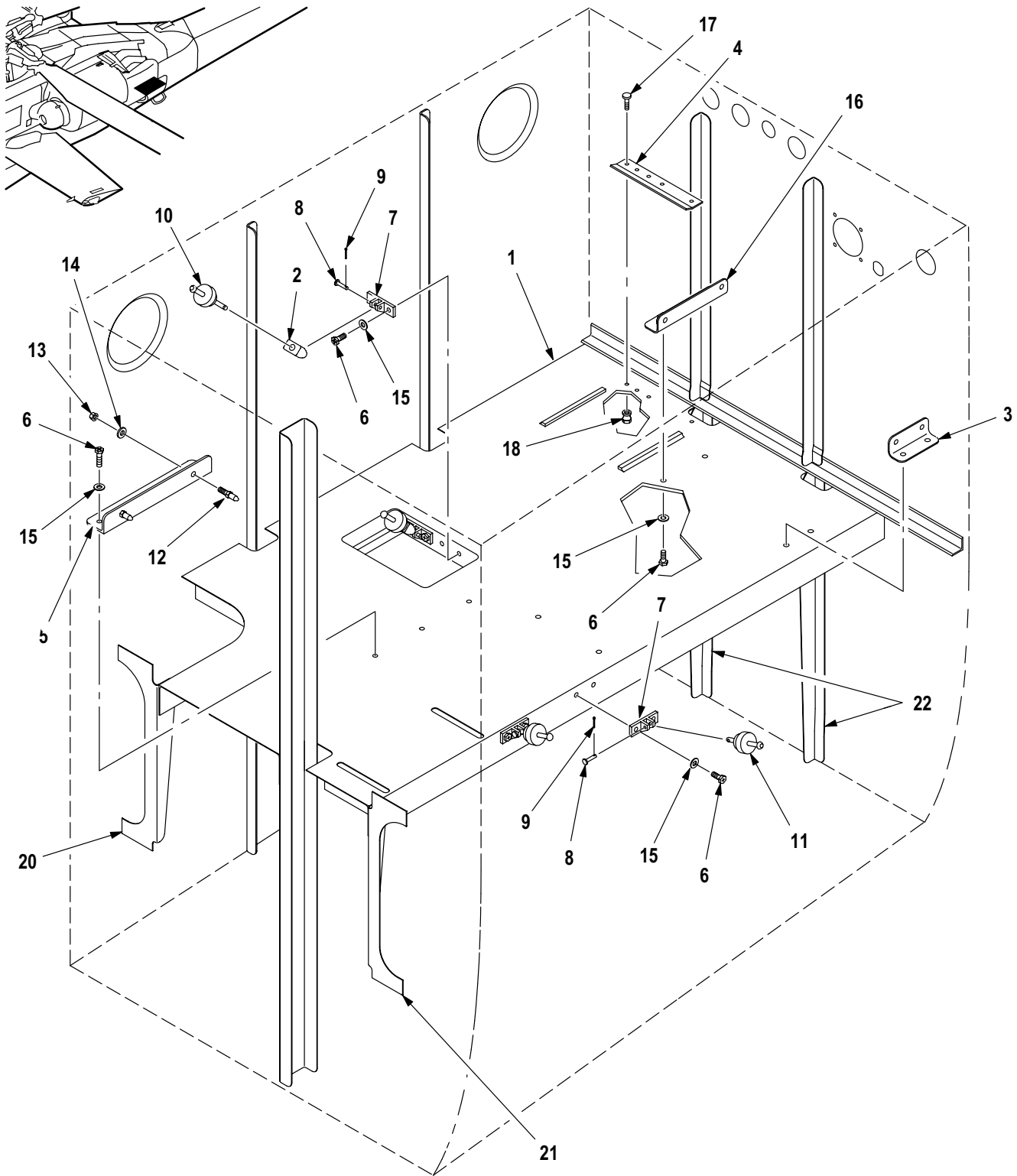
(1) ITEM NO.	(2) SMR CODE	(3) CAGE	(4) PART NUMBER	(5) DESCRIPTION AND USABLE ON CODE (UOC)	(6) QTY
1	PAOZZ	8B676	4790246-501	Group 02 Airframe Fig. 231H Grommet Installation, Wire Feed Thru AH-64A/AVR-2A A/C With MWO 1-1520-238-50-50 Incorporated • Grommet A/C With MWO 1-1520-238-50-50 Incorporated END OF FIGURE	1



M09-1367

Figure 231. Group 02 Clamping Stations Installation, Tailboom AH-64A/AVR-2A
4790247-501 (8B676)
A/C With MWO 1-1520-238-50-50 Incorporated

(1) ITEM NO.	(2) SMR CODE	(3) CAGE	(4) PART NUMBER	(5) DESCRIPTION AND USABLE ON CODE (UOC)	(6) QTY
				Group 02 Airframe Fig. 231I Clamping Stations Installation, Tailboom AH-64A/A VR-2A 4790247-501 (8B676) A/C With MWO 1-1520-238-50-50 Incorporated	
1	PAOZZ	72962	F52LHA71-8-02	• Fastener, Anchor A/C With MWO 1-1520-238-50-50 Incorporated	4
2	PAOZZ	11815	CR3213-4-2	• Rivet, Universal A/C With MWO 1-1520-238-50-50 Incorporated	8
END OF FIGURE					

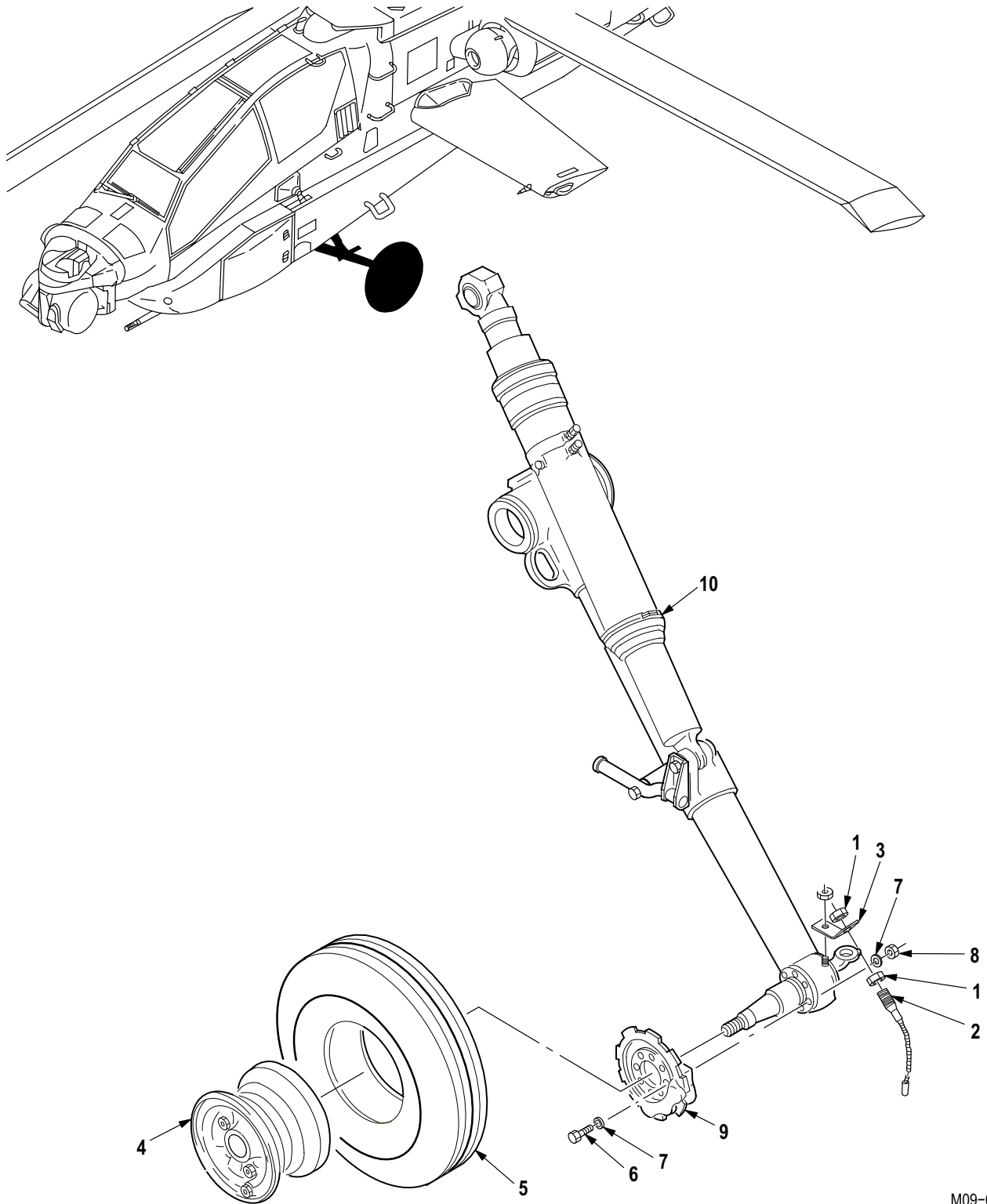


M09-1368

Figure 231J. Group 02 Shelf Installation, AFT Avionics Bay, LH AH-64A/AVR-2A A/C With MWO 1-1520-238-50-50 Incorporated

(1) ITEM NO.	(2) SMR CODE	(3) CAGE	(4) PART NUMBER	(5) DESCRIPTION AND USABLE ON CODE (UOC)	(6) QTY
				Group 02 Airframe Fig. 231J Shelf Installation, AFT Avionics Bay, LH AH-64A/A VR-2A A/C With MWO 1-1520-238-50-50 Incorporated	
1	PAOZZ	8V613	7-51 1113519-17	• Shelf Assy A/C With MWO 1-1520-238-50-50 Incorporated	1
2	PAOZZ	8V613	7-51 1113519-13	•• Spacer A/C With MWO 1-1520-238-50-50 Incorporated . . .	2
3	PAOZZ	8V613	7-51 1113519-5	•• Bracket APR-39 Front A/C With MWO 1-1520-238-50-50 Incorporated . . .	1
4	PAOZZ	8V613	7-51 1113519-9	•• Bracket APR-39 Front A/C With MWO 1-1520-238-50-50 Incorporated . . .	1
5	PAOZZ	8V613	7-51 1113519-11	•• Bracket, 164 Back Mo A/C With MWO 1-1520-238-50-50 Incorporated . . .	1
6	PAOZZ	80205	NAS1801-3-8	•• Screw, Machine A/C With MWO 1-1520-238-50-50 Incorporated . . .	13
7	PAOZZ	96906	MS14108-17C	•• Fastener A/C With MWO 1-1520-238-50-50 Incorporated . . .	4
8	PAOZZ	96906	MS20392-1R15	•• Pin, Straight, Headed A/C With MWO 1-1520-238-50-50 Incorporated . . .	4
9	PAOZZ	96906	MS24665-1013	•• Pin, Cotter A/C With MWO 1-1520-238-50-50 Incorporated . . .	4
10	PAOZZ	96906	MS14108-5	•• Fastener, Postive A/C With MWO 1-1520-238-50-50 Incorporated . . .	2
11	PAOZZ	96906	MS14108-3	•• Fastener, Postive A/C With MWO 1-1520-238-50-50 Incorporated . . .	2
12	PAOZZ	02731	HS4939-2102	•• Pin, Shoulder, Headle A/C With MWO 1-1520-238-50-50 Incorporated . . .	2
13	PAOZZ	80205	MS21042L3	•• Nut, Self-Locking, Ex A/C With MWO 1-1520-238-50-50 Incorporated . . .	2
14	PAOZZ	80205	NAS1149D0363J	•• Washer, Flat A/C With MWO 1-1520-238-50-50 Incorporated . . .	2
15	PAOZZ	80205	NAS1149D0332J	•• Washer, Flat A/C With MWO 1-1520-238-50-50 Incorporated . . .	13
16	PAOZZ	8V613	7-51 1113519-15	•• Bracket Assy A/C With MWO 1-1520-238-50-50 Incorporated . . .	1
17	PAOZZ	02731	HS5603-5-2	•• Pin Rivet Threaded A/C With MWO 1-1520-238-50-50 Incorporated . . .	5
18	PAOZZ	02731	HS5580-5	•• Collar, Pin-Rivet, Th A/C With MWO 1-1520-238-50-50 Incorporated . . .	5
19	XCOOO	8V613	7-51 1113524-1	• Shelf Installation (Installation Drawing-Not Illustrated) A/C With MWO 1-1520-238-50-50 Incorporated	1
20	PAOZZ	8V613	7-51 1113523-10	•• Support, Shelf A/C With MWO 1-1520-238-50-50 Incorporated . . .	1
21	PAOZZ	8V613	7-51 1113523-9	•• Support, Shelf A/C With MWO 1-1520-238-50-50 Incorporated . . .	1
22	PAOZZ	8V613	7-51 1113523-19	•• Support, Shelf A/C With MWO 1-1520-238-50-50 Incorporated . . .	2
END OF FIGURE					

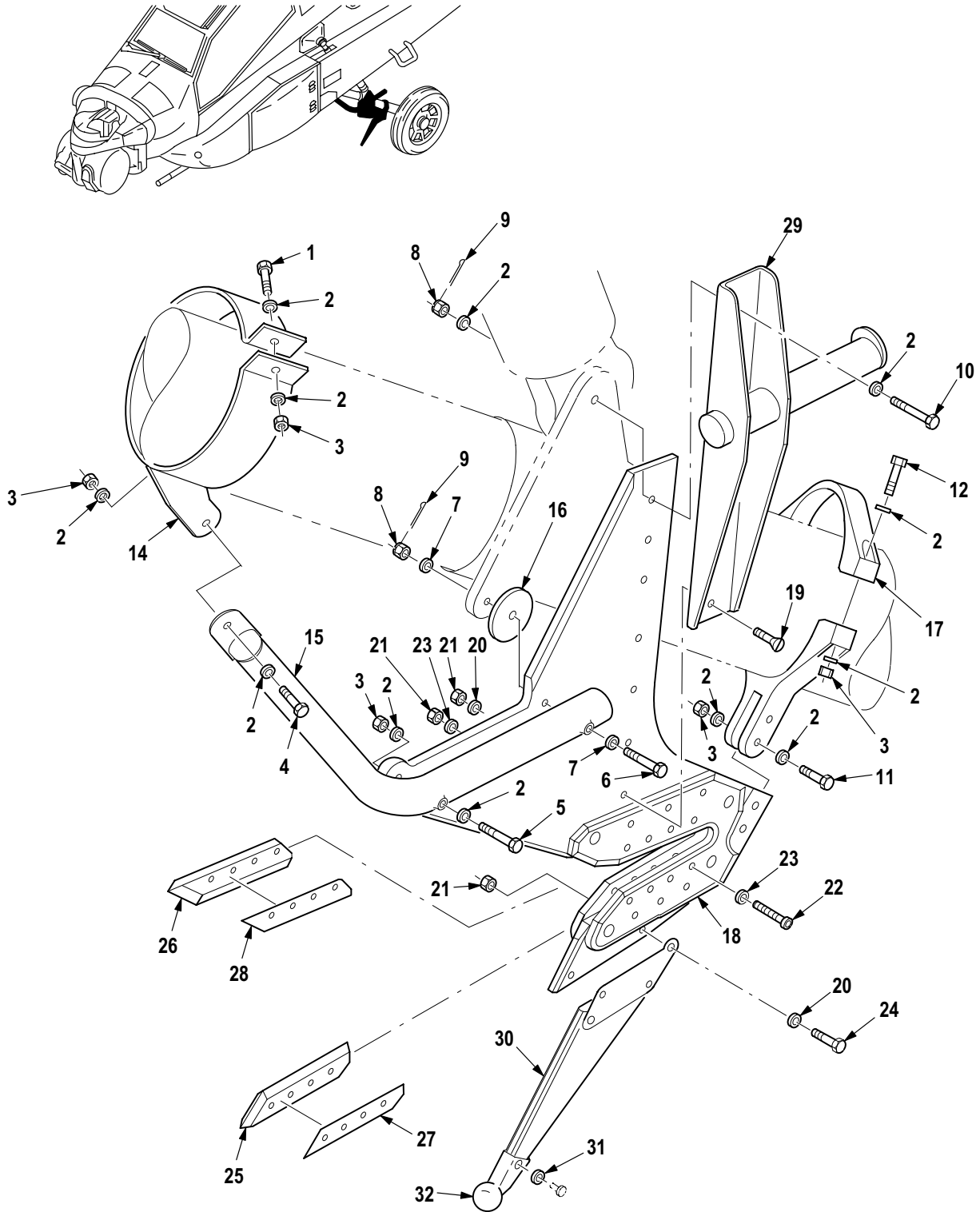
(1) ITEM NO.	(2) SMR CODE	(3) CAGE	(4) PART NUMBER	(5) DESCRIPTION AND USABLE ON CODE (UOC)	(6) QTY
				Group 03 Landing Gear Fig. 232 Landing Gear Installation (Main and Tail) 7-31 1200000-603	
1	PAOZZ	96906	MS24665-446	• Pin, Cotter	2
2	PAOZZ	96906	MS21025-28	• Nut, Plain, Castellat	2
3	PAOZZ	8V613	HS5975-02	• Washer, Flat	1
4	PAOZZ	02731	7-1 11412031-15	• Washer, Recessed	2
5	PAOZZ	96906	MS24665-283	• Pin, Cotter	4
6	PAOZZ	02731	7-31 1210298	• Bolt, Shear	2
7	PAOZZ	02731	HS3028-4	• Washer, Spring Tensi	4
8	PAOZZ	96906	MS17826-5	• Nut, Self-Locking, SI	4
9	PAOZZ	02731	7-21 1210011	• End Cap Assy, Landin	2
10	PAOZZ	02731	7-1 11412028	• Nut, Plain, Round	2
11	PAOZZ	02731	7-1 11412026	• Spacer, Ring	4
12	XCOFF	8V613	7-31 1210000-605	• Main Ldg, LH Instl (See Fig. 233 for Breakdown)	1
12	XCOFF	8V613	7-31 1210000-606	• Main Ldg, RH Instl (See Fig. 233 for Breakdown)	1
13	XCOOO	02731	7-21 1210014	• Bracket Instl LH Only	1
14	PAOZZ	80205	NAS509-3C	• Nut, Plain, Hexagon	2
15	PAOZZ	02731	7-1 15200116	• Target, Switch	1
16	PAOZZ	02731	7-1 11412045	• Bracket, Angle	1
17	PAOZZ	80205	MS21042-3	• Nut, Self-Locking, Ex	2
18	PAOZZ	88044	AN960XC10L	• Washer, Flat	4
19	PAOZZ	80205	NAS1103-3DW	• Bolt, Shear	2
20	PAOZZ	02731	7-21 1210015-13	• Bracket Assy, Landin	1
21	XDOZZ	88044	AN960XC1016L	• Washer, Flat	V
22	PAOZZ	96906	MS24665-372	• Pin, Cotter	1
23	PAOZZ	96906	MS17826-10	• Nut, Self-Locking, SI	1
24	PAOZZ	96906	MS20002C10	• Washer, Recessed	1
25	PAOZZ	02731	7-1 11422012-5	• Bearing, Sleeve	1
26	PAOZZ	02731	HS4223-24	• Bolt, Close Toleranc	1
27	PAOZZ	96906	MS24665-302	• Pin, Cotter	2
28	PAOZZ	96906	MS17826-8	• Nut, Self-Locking, SI	2
29	PAOZZ	02731	HS306-138H	• Washer, Flat	2
30	PAOZZ	80205	NAS1149C0863B	• Washer, Flat	V
31	PAOZZ	88044	AN960XC816L	• Washer, Flat	V
32	PAOZZ	02731	7-21 1210018	• Shim	2
33	PAOZZ	96906	MS21206C10	• Washer, Recessed	2
34	PAOZZ	02731	HS5217-1001	• Bolt, Shoulder	2
35	PAOZZ	80205	NAS1756-12	• Streamer, Warning	1
36	PAOZZ	96906	MS17984C412	• Pin, Quick Release	1
37	AOOOO	02731	7-31 1220000	• Tail, Landing Gear (See Fig. 238 for Breakdown)	1
38	XCOFF	02731	7-31 1210200-603	• Brake System Instl (See Figs. 245 thru 253 for Breakdown)	1
39	PAOZZ	88044	AN960JD10L	• Washer, Flat	4
40	PAOZZ	80205	NAS6203-4H	• Bolt, Shear	2
END OF FIGURE					



M09-611E

Figure 233. Group 03 Main Landing Gear Installation
7-31 1210000-605 LH
7-31 1210000-606 RH

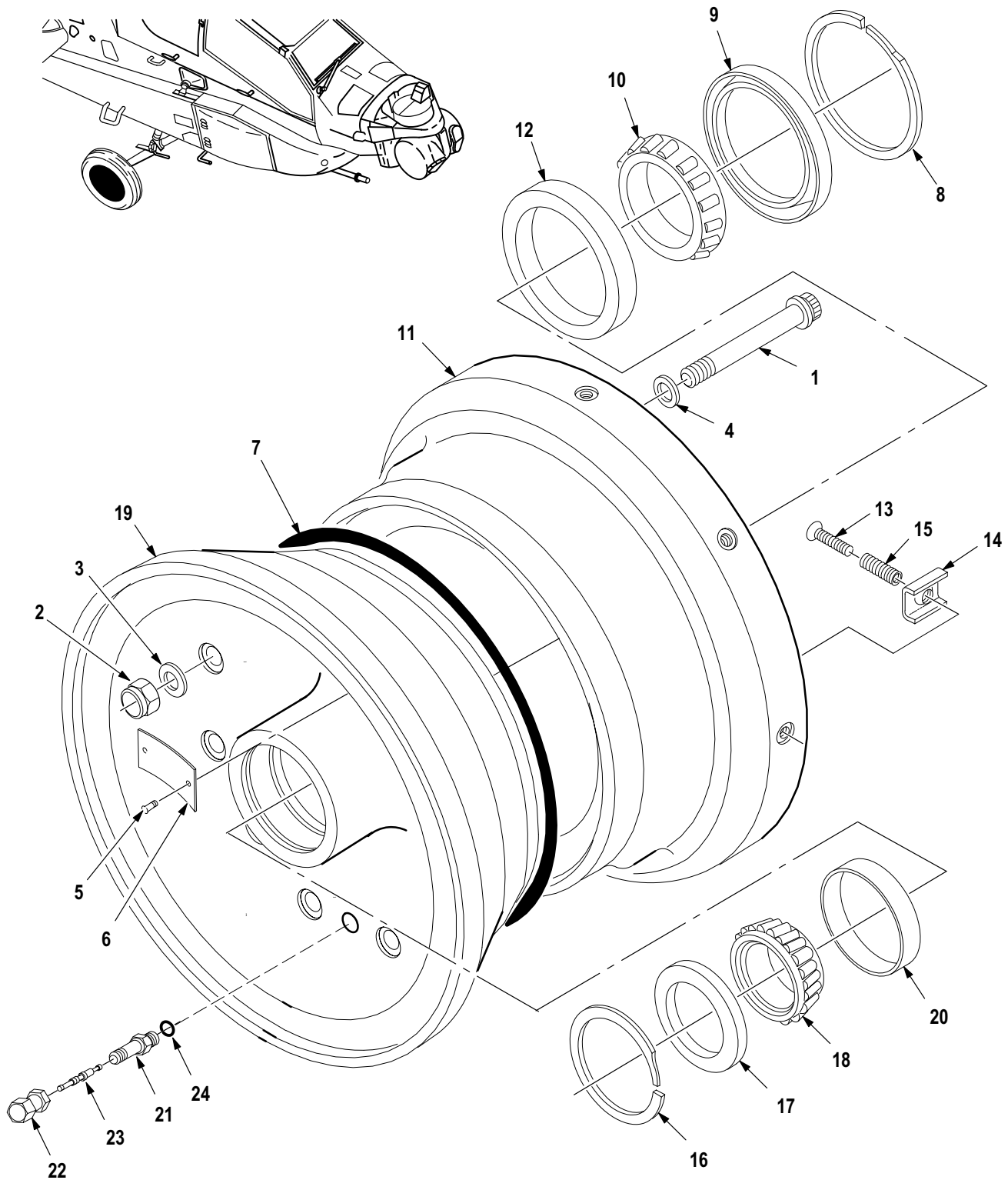
(1) ITEM NO.	(2) SMR CODE	(3) CAGE	(4) PART NUMBER	(5) DESCRIPTION AND USABLE ON CODE (UOC)	(6) QTY
				Group 03Landing Gear Fig. 233 Main Landing Gear Installation 7-31 1210000-605 LH 7-31 1210000-606 RH See Fig. 232 for NHA	
1	PAOZZ	80205	NAS509-6	• Nut, Plain, Hexagon LH Only	2
2	PAOZZ	02731	7-21 1210017	• Cable Assembly, Cont LH Only	1
3	PAOZZ	02731	7-21 1210016-3	• Bracket, Static Grou	1
4	PAOOO	02731	7-31 1221000-1 1	• Wheel, Landing Gear (Goodyear) (See Fig. 236 for Breakdown)	1
4	PAOOO	02731	7-31 1221000-3	• Wheel, Landing Gear (Parker-Hannifin) (See Fig. 235 for Breakdown)	1
5	PAOZZ	02731	7-1 11412002	• Tire, Pneumatic	1
6	PAOZZ	96906	MS21250-06006	• Bolt, Shear (Goodyear and Parker-Hannifin)	8
7	PAOZZ	88044	AN960C-616	• Washer, Flat (Goodyear Only)	16
7	PAOZZ	96906	MS21206-C6	• Washer, Recessed (Goodyear and Parker-Hannifin)	8
8	PAOZA	96906	MS21043-6	• Nut, Self-Locking, Ex	8
9	PAOOO	02731	7-31 1221000-15	• Brake, Single Disk (Goodyear) (See Fig. 254 for Breakdown)	1
9	PAOOO	02731	7-31 1221000-19	• Brake, Single Disk (Parker-Hannifin) (See Fig. 255 for Breakdown)	1
10	AOOOO	02731	7-31 1210100-5	• Landing Gear Assy LH (See Fig. 237 for Breakdown)	1
10	AOOOO	02731	7-31 1210100-6	• Landing Gear Assy RH (See Fig. 237 for Breakdown)	1
END OF FIGURE					



M09-1199A

Figure 234. Group 03 Wire Strike Protection Installation, Main Landing Gear
7-31 1111270

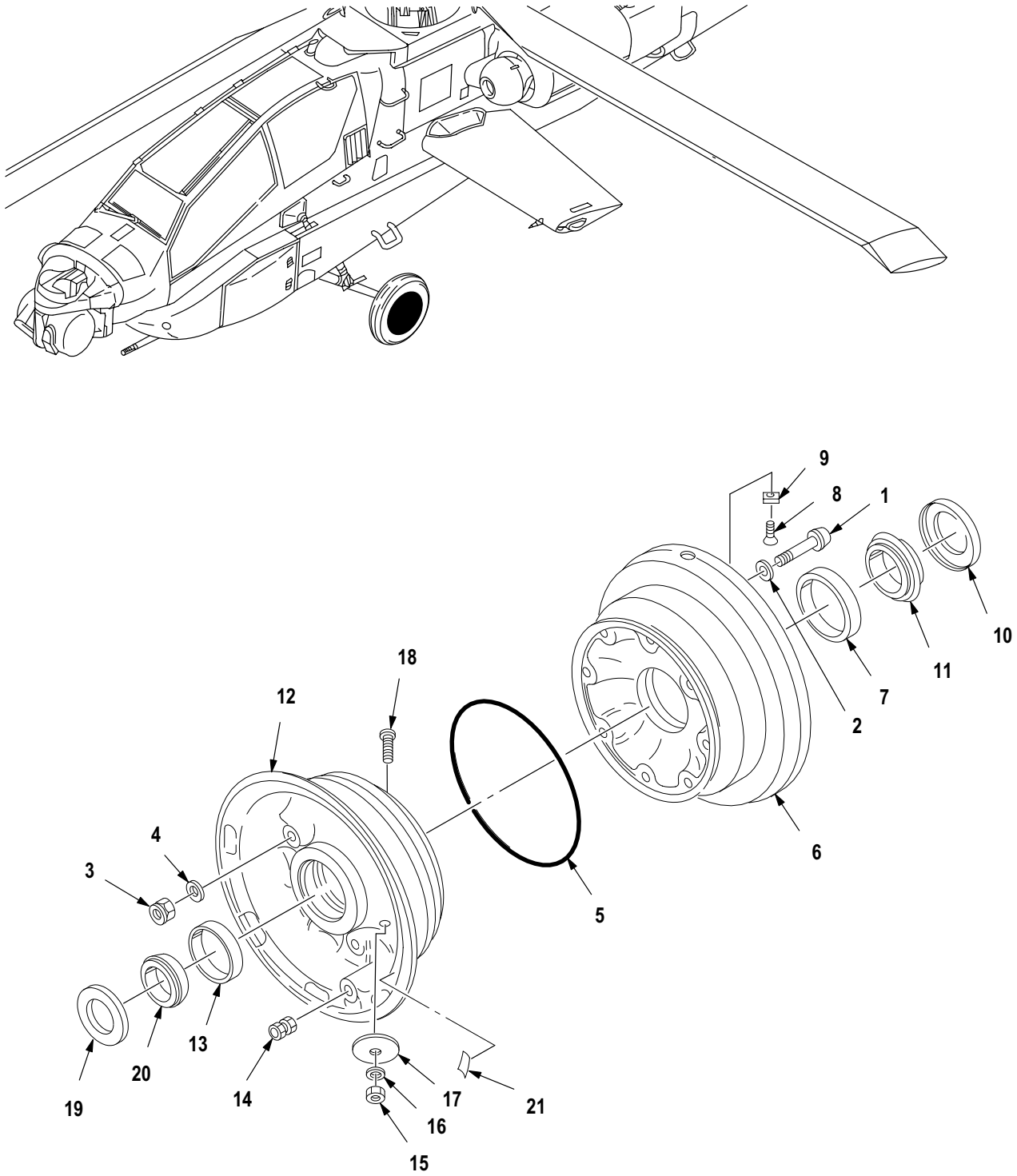
(1) ITEM NO.	(2) SMR CODE	(3) CAGE	(4) PART NUMBER	(5) DESCRIPTION AND USABLE ON CODE (UOC)	(6) QTY
				Group 03 Landing Gear Fig. 234 Wire Strike Protection Installation, Main Landing Gear 7-31 1111270	
1	PAOZZ	80205	NAS6204-5H	• Bolt, Shear	4
2	PAOZZ	88044	AN960PD416L	• Washer, Flat	18
3	PAOZZ	80205	MS21042L4	• Nut, Self-Locking, Ex	8
4	PAOZZ	80205	NAS6204-3H	• Bolt, Shear	2
5	PAOZZ	80205	NAS6204-26	• Bolt, Shear	2
6	PAOZZ	80205	NAS6205-36	• Bolt, Shear	2
7	PAOZZ	88044	AN960JD516	• Washer, Flat	2
8	PAOZZ	96906	MS17826-4	• Nut, Self-Locking, Sl	2
9	PAOZZ	96906	MS24665-151	• Pin, Cotter	2
10	PAOZZ	80205	NAS1304-76D	• Bolt, Shear	2
11	PAOZZ	80205	NAS6204-17H	• Bolt, Shear	4
12	PAOZZ	80205	NAS6204-21	• Bolt, Shear	4
13	XCOOO	35951	443-83020-1	• Cutter Assembly, Lan LH (Not Illustrated-Installation Drawing)	1
13	XCOOO	35951	443-83020-2	• Cutter Assembly, Lan RH (Not Illustrated-Installation Drawing)	1
14	PAOZZ	35951	443-83022-1	•• Clamp, Rim Clenching LH	1
14	PAOZZ	35951	443-83022-2	•• Clamp, Rim Clenching RH	1
15	PAOZZ	35951	443-83029-1	•• Support, Structural LH	1
15	PAOZZ	35951	443-83029-2	•• Support, Structural RH	1
16	PAOZZ	35951	443-83046-1	•• Washer, Flat	1
17	PAOZZ	35951	443-83023-1	•• Clamp, Rim Clenching LH	1
17	PAOZZ	35951	443-83023-2	•• Clamp, Rim Clenching RH	1
18	PAOOO	35951	443-83021-1	•• Cutter, Cable, Aircra LH	1
18	PAOOO	35951	443-83021-2	•• Cutter, Cable, Aircra RH	1
19	PAOZZ	96906	MS24694S56	••• Screw, Machine	6
20	PAOZZ	80205	NAS1149F0363P	••• Washer, Flat	10
21	PAOZZ	96906	MS21042L08	••• Nut, Self-Locking, Ex	16
22	PAOZZ	35951	990-00026-3	••• Screw, Cap, Socket He	8
23	PAOZZ	80205	NAS620-8	••• Washer, Flat	16
24	XDOZZ	80205	NAS6203-9	••• Bolt, Shear	2
25	PAOZZ	35951	342-83009-1	••• Blade, Cutter, Cable	1
26	XDOZZ	35951	342-83009-3	••• Blade, Cutter	1
27	MOOZZ	35951	342-83028-1	••• Shim, Cutter Assembl	V
28	MOOZZ	35951	342-83028-3	••• Shim, Cutter Assembl	V
29	PAOZZ	35951	443-83017-1	••• Support, Structural LH	1
29	PAOZZ	35951	443-83017-2	••• Support, Structural RH	1
30	PAOOO	35951	443-83009-1	••• Cutter, Cable, Aircra	1
31	PAOZZ	80205	NAS1149F0363P	•••• Washer, Flat	2
32	PAOZZ	35951	191-83022-1	•••• Cover, Access	1
END OF FIGURE					



M09-1141

Figure 235. Group 03 Wheel, Landing Gear
7-31 1221000-3
Parker-Hannifin (P/N 040-20800 (33269))

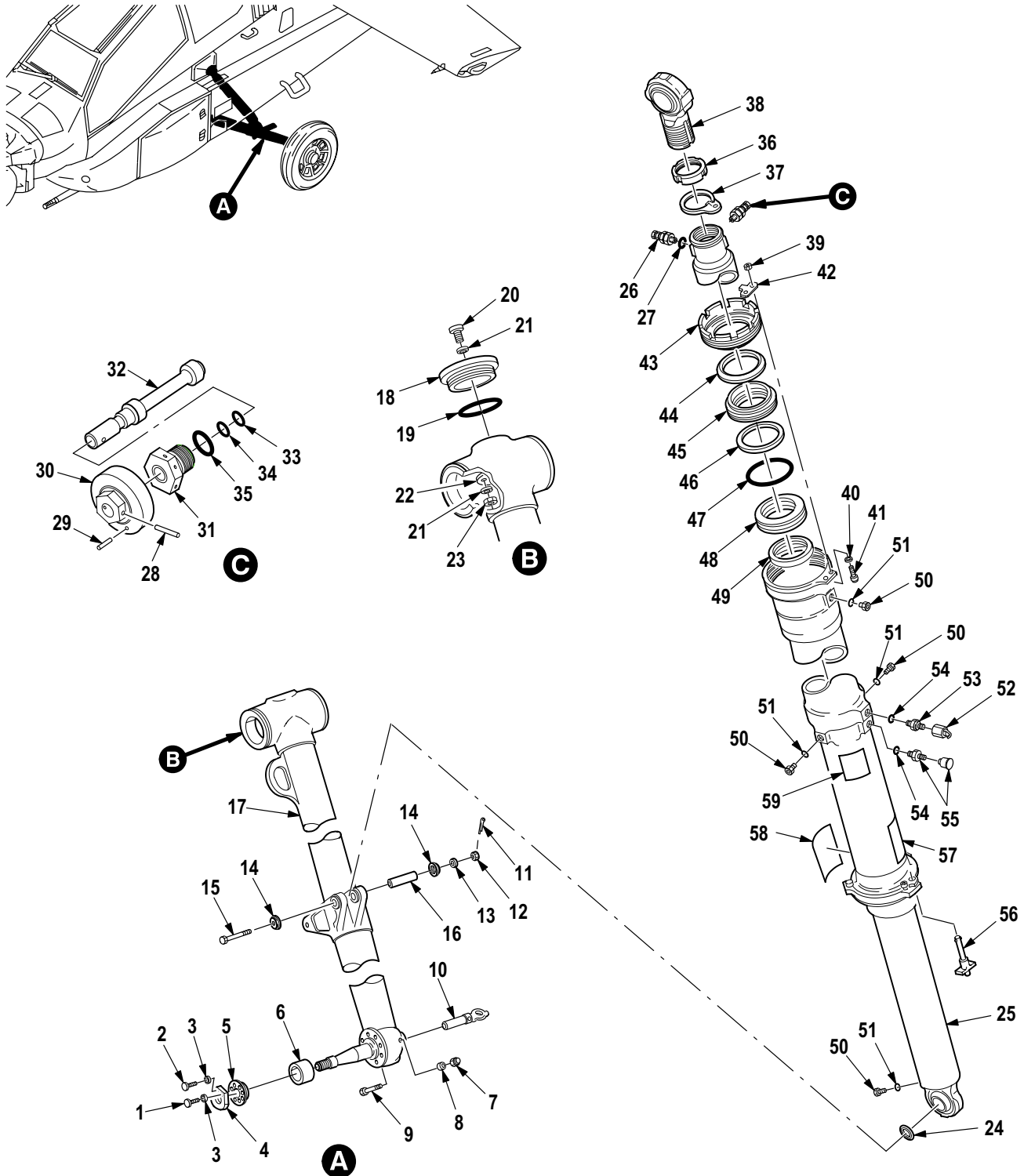
(1) ITEM NO.	(2) SMR CODE	(3) CAGE	(4) PART NUMBER	(5) DESCRIPTION AND USABLE ON CODE (UOC)	(6) QTY
				Group 03 Landing Gear Fig. 235 Wheel, Landing Gear 7-31 1221000-3 Parker-Hannifin (P/N 040-20800 (33269)) See Fig. 233 for NHA	
1	PAOZZ	96906	MS21250-06030	• Bolt, Shear	9
2	PAOZZ	96906	MS21042-6	• Nut, Self-Locking, Ex	9
3	PAOZZ	96906	MS20002-C6	• Washer, Recessed	9
4	PAOZZ	88044	AN960-616	• Washer, Flat	9
5	PAOZZ	96906	MS21318-20	• Screw, Drive	4
6	XDOZZ	33269	166-1 1900	• Nameplate	2
7	PAOZZ	96906	MS28775-267	• O-Ring	1
8	PAOZZ	51814	VH-337	• Ring, Retaining	1
9	PAOZZ	33269	154-04200	• Gasket	1
10	PAOZZ	60038	18200	• Cone and Rollers, Ta	1
11	XDOOO	33269	161-13100	• Wheel, Inner Half As	1
12	PAOZZ	60038	18337	•• Cup, Tapered Roller	1
13	XDOZZ	33269	102-16100	•• Screw	8
14	PAOZZ	33269	205-01000	•• Key, Machine	8
15	XDOZZ	75237	K8902-3	•• Insert, Screw Thread	8
16	PAOZZ	51814	VH-256	• Ring, Retaining	1
17	PAOZZ	60038	LM29700LA ASSEMBLY 902A1	• Cone and Rollers, Ta	1
18	PAOZZ	60038	LM29748	• Cone and Rollers, Ta	1
19	XDOOO	33269	162-12100	• Wheel, Outer Half	1
20	PAOZZ	60038	LM29710	•• Cup, Tapered Roller	1
21	PAOZZ	97153	211-47	•• Valve Assembly	1
22	PAOZZ	96906	MS20813-1	••• Cap, Valve	1
23	PAOZZ	17875	TR762-03	••• Valve Assembly	1
24	PAOZZ	96906	MS9068-010	••• O-Ring	1
END OF FIGURE					



M09-1140A

Figure 236. Group 03 Wheel, Landing Gear
7-31 1221000-11
Goodyear (P/N 5001580-1 (73842))

(1) ITEM NO.	(2) SMR CODE	(3) CAGE	(4) PART NUMBER	(5) DESCRIPTION AND USABLE ON CODE (UOC)	(6) QTY
				Group 03 Landing Gear Fig. 236 Wheel, Landing Gear 7-31 1221000-1 1 Goodyear (P/N 5001580-1 (73842)) See Fig. 233 for NHA	
1	PAOZZ	96906	MS20006H24	• Bolt, Internal Wrenc	8
2	PAOZZ	96906	MS20002C6	• Washer, Recessed	8
3	PAOZZ	60532	NUT17	• Nut, Self-Locking, He	8
4	PAOZZ	96906	MS20002-6	• Washer, Flat	8
5	PAOZZ	96906	MS28775-266	• O-Ring	1
6	XDOOO	73842	5002623	• Wheel Subassy, Inbd	1
7	PAOZZ	60038	18720	•• Cup, Tapered Roller	1
8	PAOZZ	0B9R9	GYK4-10	•• Screw, Cap, Socket He	8
9	PAOZZ	16236	1630V0714	•• Key, Disk Drive	8
10	PAOZZ	0B9R9	9536743	• Seal, Special	1
11	PAOZZ	60038	18790	• Cone and Rollers, Ta	1
12	XDOOO	73842	5002624	• Wheel Subassy Outbd	1
13	PAOZZ	60038	19268	•• Cup, Tapered Roller	1
14	PAOZZ	08588	5760-3	•• Valve, Pneumatic Tir	1
15	PAOZZ	96906	MS21083N3	•• Nut, Self-Locking, He	1
16	PAOZZ	88044	AN960PD10L	•• Washer, Flat	1
17	MFOZZ	98747	59A64135-6	•• Counter, Tire Change	1
18	PAOZZ	96906	MS35207-264	•• Screw, Machine	1
19	PAOZZ	0B9R9	9536745	• Seal, Special	1
20	PAOZZ	60038	19150	• Cone and Rollers, Ta	1
21	XDOZZ	73842	5000699	• Plate, Instruction	1
END OF FIGURE					

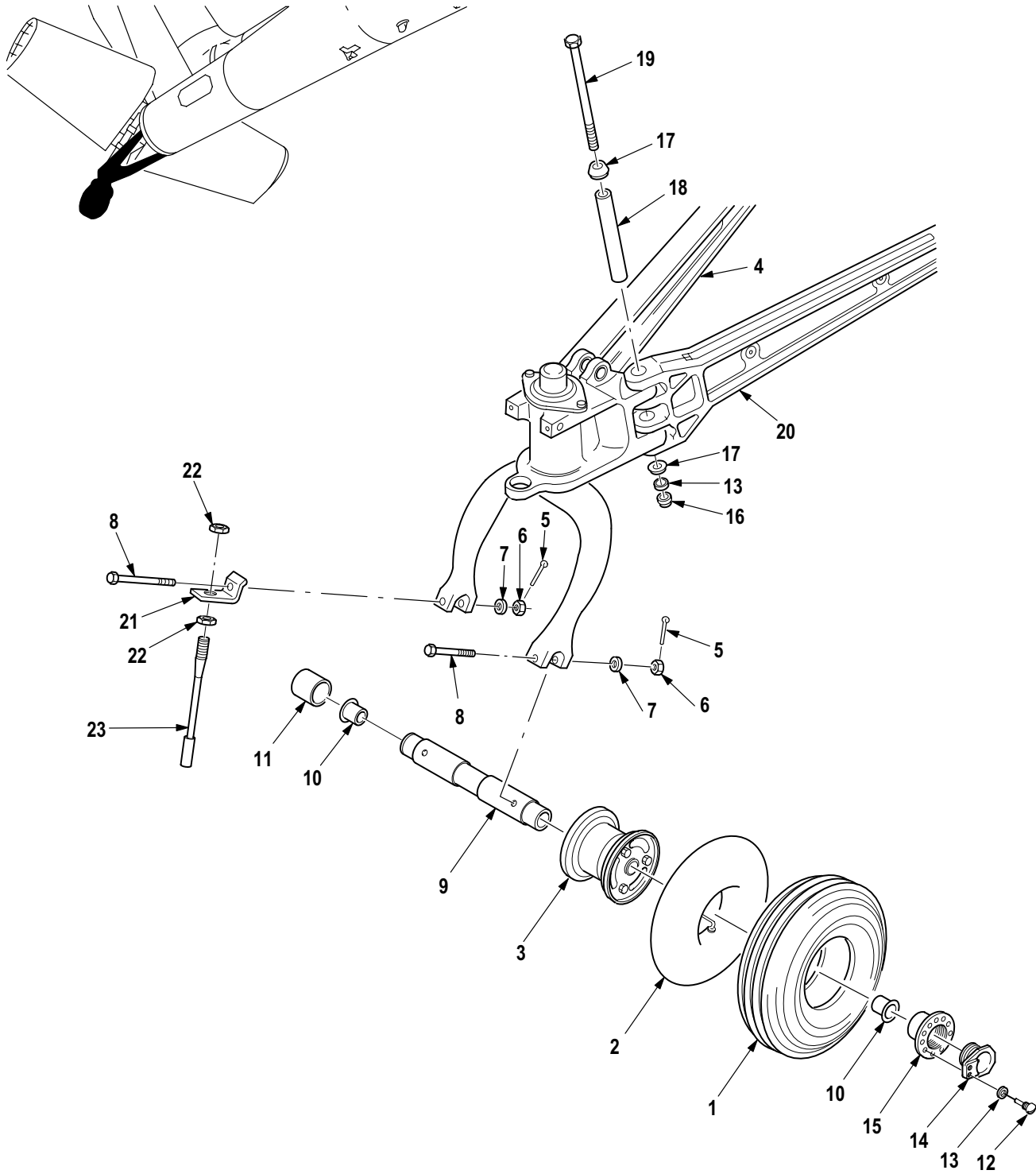


M09-612F

Figure 237. Group 03 Landing Gear Assembly
 7-31 1210100-5 LH
 7-31 1210100-6 RH

(1) ITEM NO.	(2) SMR CODE	(3) CAGE	(4) PART NUMBER	(5) DESCRIPTION AND USABLE ON CODE (UOC)	(6) QTY
				Group 03Landing Gear Fig. 237 Landing Gear Assembly 7-31 1210100-5 LH 7-311210100-6 RH See Fig. 233 for NHA	
1	PAOZZ	17576	1168315-1	• Screw, Machine	1
2	PAOZZ	17576	1168830-3	• Screw, Machine	1
3	PAOZZ	88044	AN960-416	• Washer, Flat	2
4	PAOZZ	17576	1168305-1	• Nut, Axle, Landing Ge	1
5	PAOZZ	17576	1168304-1	• Ring, Lock, Keyed	1
6	PAOZZ	17576	1168303-1	• Spacer, Sleeve	1
7	PAOZZ	96906	MS21045-5	• Nut, Self-Locking, He	1
8	PAOZZ	88044	AN960PD516L	• Washer, Flat	1
9	PAOZZ	80205	NAS6205-36	• Bolt, Shear	1
10	PAOZZ	17576	1168321-1	• Adapter, Aircraft Ja	1
11	PAOZZ	96906	MS24665-151	• Pin, Cotter	1
12	PAOZZ	88044	AN310-4	• Nut, Plain, Castella	1
13	PAOZZ	88044	AN960PD416	• Washer, Flat	1
14	PAOZZ	17576	1168308-1	• Cap, Trailing Arm	2
15	PAOZZ	80205	NAS1304-76D	• Bolt, Shear	1
16	PAOZZ	17576	1168306-1	• Pin, Trailing Arm	1
17	PAODD	17576	1168320-101	• Trailing Arm Assy, M LH	1
17	PAODD	17576	1168320-102	• Trailing Arm Assy, M RH	1
18	PAOZZ	17576	1168307-1	• Cap, Trailing Arm, La	1
19	PAOZZ	96906	MS28775-235	• O-Ring	1
20	PAOZZ	80205	NAS6203-4H	• Bolt, Shear	2
21	PAOZZ	88044	AN960PD10L	• Washer, Flat	4
22	PAOZZ	17576	1168311-1	• Retainer, Cap, Trail	1
23	PAOZZ	80205	MS21042-3	• Nut, Self-Locking, Ex	2
24	PAOZZ	17576	1168310-1	• Washer, Recessed	1
25	PAODD	17576	1168100-507	• Shock Strut Assy	1
26	PAOZZ	96906	MS28889-2	• Valve, Pneumatic Tan	1
27	PAOZZ	96906	MS28775-015	• O-Ring	1
28	PAFZZ	96906	MS16562-7	• Pin, Spring	1
29	XDFZZ	96906	MS16562-228	• Pin, Spring	1
30	PAFZZ	17576	1168148-3	• Collar, Vale Cam	1
31	PAFZZ	17576	1168119-3	• Retainer, Cam Shock	1
32	PAFZZ	17576	1168149-1	• Cam, Valve, Shock Str	1
33	PAFZZ	96906	MS28774-009	• Retainer, Packing	2
34	PAFZZ	96906	MS28775-009	• O-Ring	1
35	PAFZZ	96906	MS28778-6	• O-Ring	1
36	PAFZZ	17576	1168121-1	• Nut, Plain, Round	1
37	PAFZZ	80205	NAS513-32	• Washer, Key	1
38	PAFZZ	17576	1168104-103	• Clevis, Rod End	1
39	PAFZZ	96906	MS21083D3	• Nut, Self-Locking, He	2
40	PAFZZ	80205	NAS620-10	• Washer, Flat	2
41	PAOZZ	88044	AN502-10-10	• Screw, Machine	2
42	PAFZZ	17576	1168123-1	• Lock, Shock Strut	1
43	PAFZZ	17576	1168107-3	• Ring, Externally Thr	1
44	PAFZZ	96906	MS28776M2-31	• Ring, Wiper	1
45	PAFZZ	17576	1168106-1	• Bearing, Sleeve	1
46	PAFZZ	96906	MS27595-346	• Packing, Performed	2

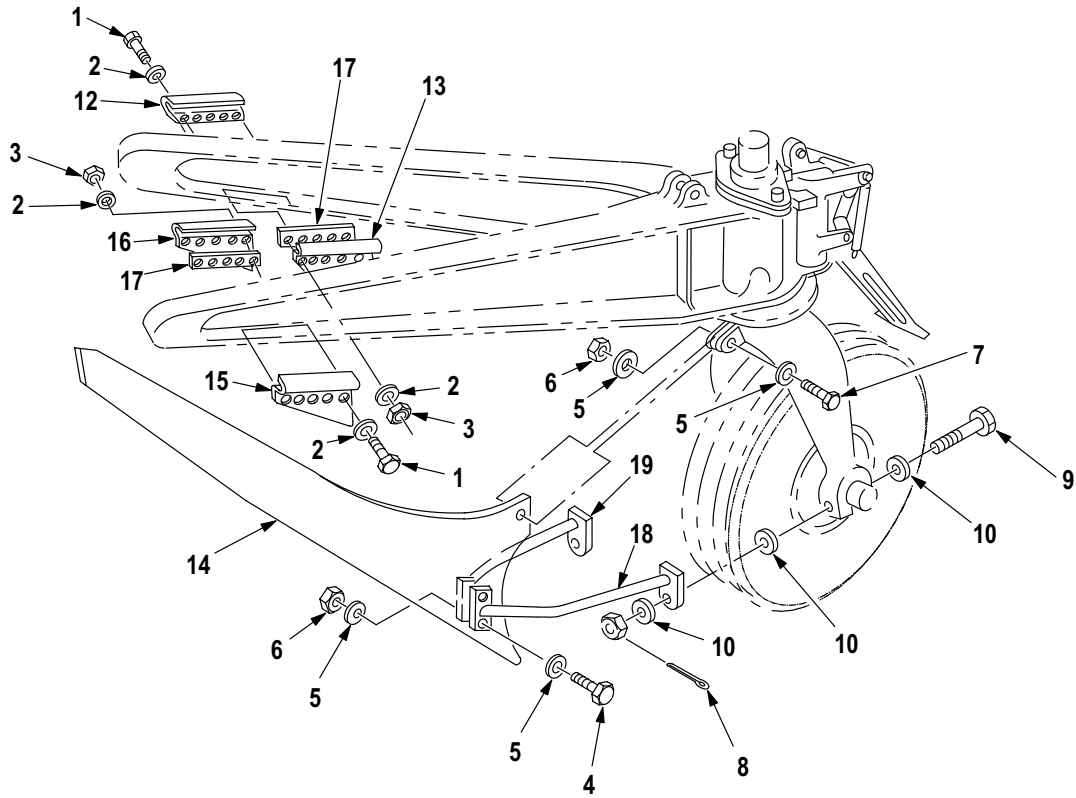
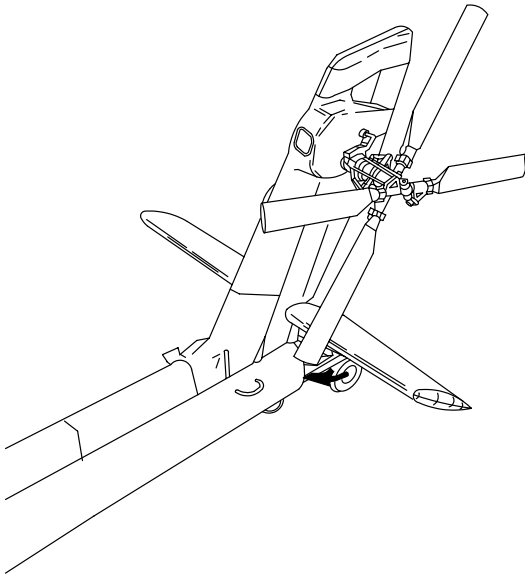
(1) ITEM NO.	(2) SMR CODE	(3) CAGE	(4) PART NUMBER	(5) DESCRIPTION AND USABLE ON CODE (UOC)	(6) QTY
47	XDFZZ	81349	M83461/1-346	•• Packing, Preformed	1
48	PAFZZ	17576	1168112-1	•• Spring, Elastomeric,	1
49	PAFZZ	5F573	7339FT972T	•• Seal Assy, Shock Str	1
50	PAOZZ	81343	AS5169D02L	•• Plug, Machine Thread	4
51	PAOZZ	96906	MS28778-2	•• O-Ring	4
52	PAOZZ	96906	MS21914-4	•• Cap, Tube	1
53	PAOZZ	17576	1168155-101	•• Valve, Check	1
54	PAOZZ	96906	MS28778-4	•• O-Ring	2
55	PAOZZ	00624	AE99617E	•• Coupling, Shock Stru	1
56	PAOZZ	96906	MS17985-408	•• Pin, Quick Release	1
57	XDOZZ	17576	1168154-3	•• Plate Ident	1
58	XDOZZ	96906	MS27253-F4	• Plate, Ident	1
59	XDOZZ	96906	MS27253-F1	• Plate, Ident	1
END OF FIGURE					



M09-613G

Figure 238. Group 03 Tail Landing Gear Assembly
7-31 1220000

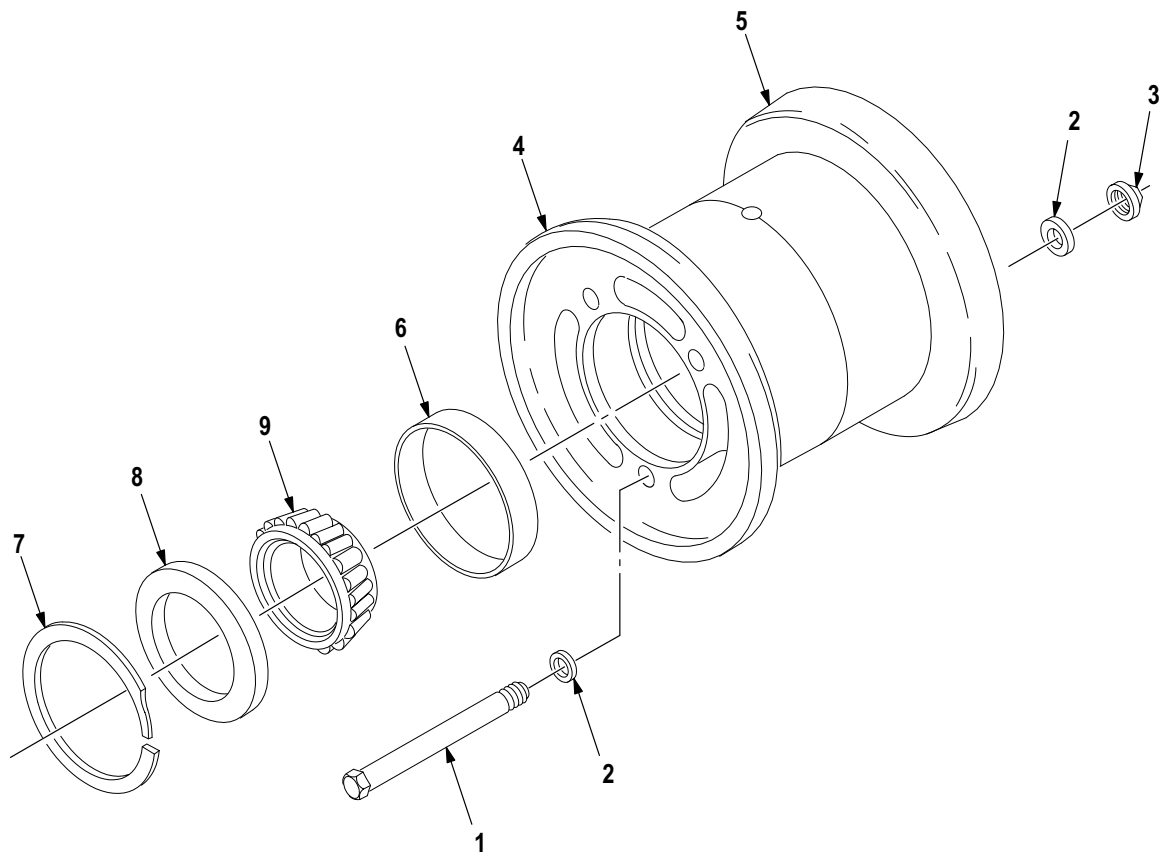
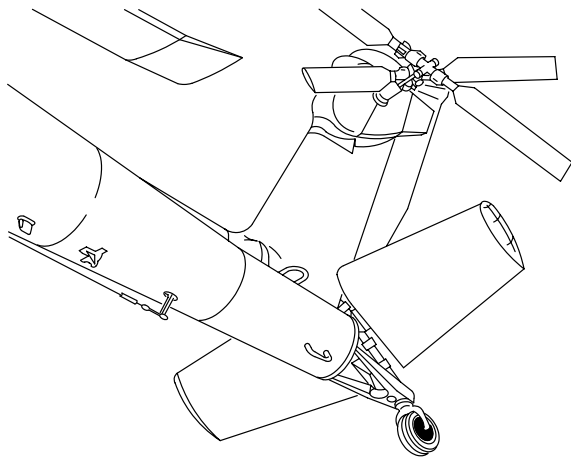
(1) ITEM NO.	(2) SMR CODE	(3) CAGE	(4) PART NUMBER	(5) DESCRIPTION AND USABLE ON CODE (UOC)	(6) QTY
				Group 03 Landing Gear Fig. 238 Tail Landing Gear Assembly 7-31 1220000 See Fig. 232 for NHA	
1	PAOZZ	8V613	7-31 1220113-1	• Tire, Pneumatic, Airc	1
2	PAOZZ	2A617	302-005-300-01 11	• Inner Tube, Pneumati	1
3	PAOOO	02731	7-31 1221001-3	• Wheel, Landing Gear (Goodyear) (See Fig. 241 for Breakdown)	1
3	PAOOO	02731	7-31 1221001-3	• Wheel, Landing Gear (Parker-Hannifin) (See Fig. 240 for Breakdown)	1
4	XDODD	02731	7-31 1220100	• Landing Gear, Fixed (See Figs. 242 and 244 for Breakdown)	1
5	PAOZZ	96906	MS24665-153	•• Pin, Cotter	2
6	PAOZZ	88044	AN320-5	•• Nut, Plain, Slotted H	2
7	PAOZZ	80205	NAS1149F0563P	•• Washer, Flat	2
8	PAOZZ	88044	AN5H24	•• Bolt, Machine	2
9	PAOOO	17576	1168819-103	•• Axle, Landing Gear	1
10	PAOZZ	17576	1168832-3	••• Bearing, Sleeve	2
11	PAOZZ	17576	1168843-1	•• Spacer, Sleeve	1
12	PAOZZ	17576	1168830-1	•• Screw, Machine	1
13	PAOZZ	88044	AN960-416L	•• Washer, Flat	11
14	PAOZZ	17576	1168822-1	•• Lock, Axle, Landing G	1
15	PAOZZ	17576	1168844-1	•• Spacer, Adjustable T	1
16	PAOZZ	96906	MS21083N4	•• Nut, Self-Locking, He	1
17	PAOZZ	17576	1168827-3	•• Cap, Pin, Landing Gea	2
18	PAOZZ	17576	1168826-3	•• Pin, Hollow	1
19	PAOZZ	88044	AN4H64A	•• Bolt, Machine	1
20	PAODD	17576	1168859-101	•• Arm Assy, Tail Gear	1
21	PAOZZ	02731	7-1 11422023-3	•• Bracket, Angle	1
22	PAOZZ	80205	NAS509-6C	•• Nut, Plain, Hexagon	2
23	PAOZZ	02731	7-21 1210017-7	• Discharger, Electros	1
END OF FIGURE					



M09-1200A

Figure 239. Group 03 Wire Strike Protection Installation, Tail Landing Gear
7-31 1111270

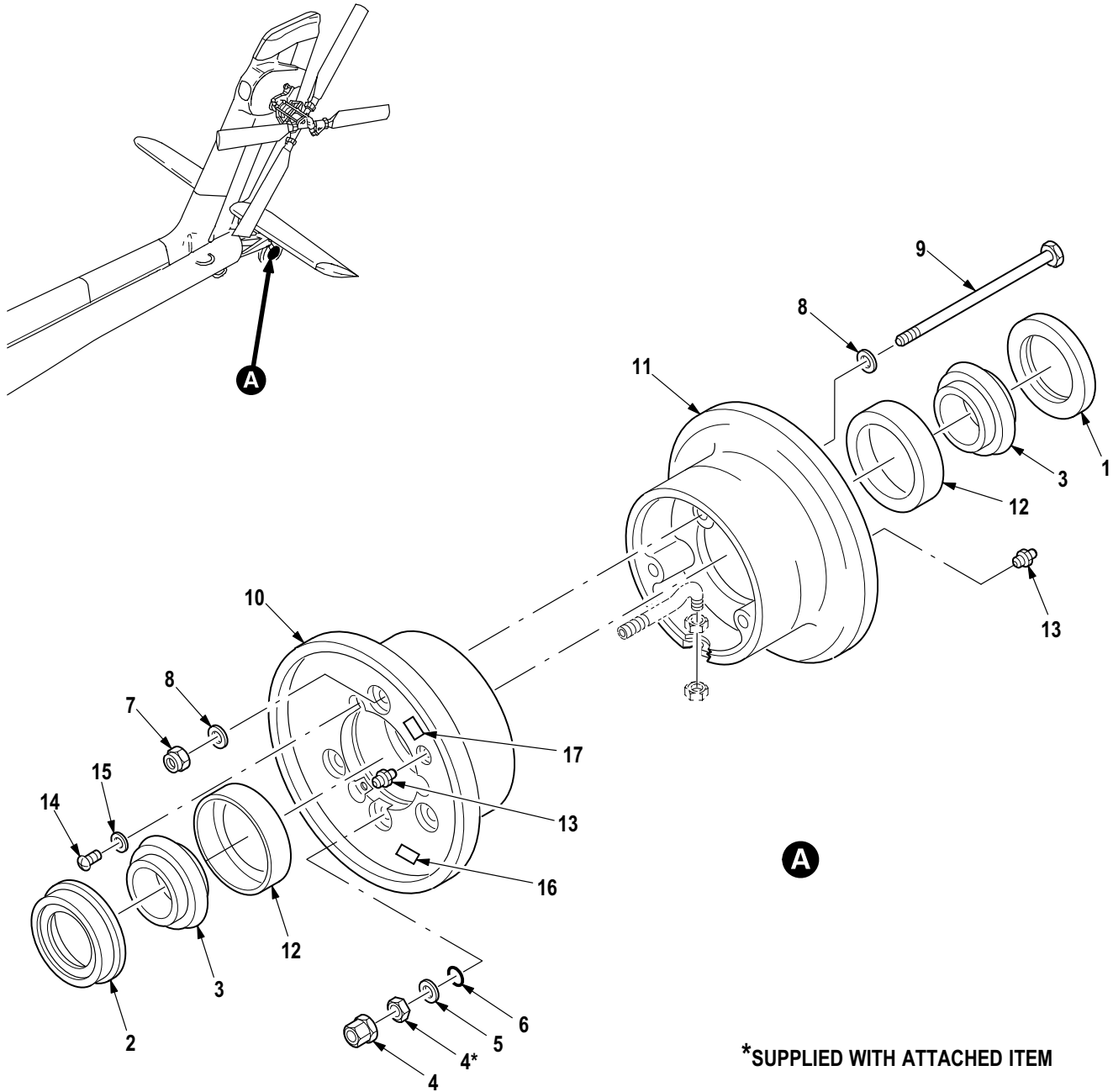
(1) ITEM NO.	(2) SMR CODE	(3) CAGE	(4) PART NUMBER	(5) DESCRIPTION AND USABLE ON CODE (UOC)	(6) QTY
				Group 03 Landing Gear Fig. 239 Wire Strike Protection Installation, Tail Landing Gear 7-31 1111270	
1	PAOZZ	80205	NAS6203-7	• Bolt, Shear	10
2	PAOZZ	88044	AN960JD10L	• Washer, Flat	20
3	PAOZZ	80205	MS21042L3	• Nut, Self-Locking, Ex	14
4	PAOZZ	80205	NAS6204-14	• Bolt, Shear	2
5	PAOZZ	88044	AN960PD416L	• Washer, Flat	34
6	PAOZZ	80205	MS21042L4	• Nut, Self-Locking, Ex	11
7	PAOZZ	80205	NAS6204-19	• Bolt, Shear	1
8	PAOZZ	96906	MS24665-153	• Pin, Cotter	2
9	XDOZZ	80205	NAS1305-38D	• Bolt, Shear RH	2
9	XDOZZ	80205	NAS1305-40D	• Bolt, Shear LH	1
10	PAOZZ	88044	AN960JD516	• Washer, Flat	12
11	XCOOO	35951	443-83080-1	• Deflector, Tail Inst (Not Illustrated-Installation Drawing)	1
12	XDOZZ	35951	443-83083-1	•• Bracket, Tail Wheel	1
13	XDOZZ	35951	443-83083-3	•• Bracket, Tail Wheel	1
14	XDOZZ	35951	443-83081-1	•• Deflector, Tail Whee	1
15	XDOZZ	35951	443-83082-1	•• Bracket, Tail Wheel	1
16	XDOZZ	35951	443-83082-3	•• Bracket, Tail Wheel	1
17	MOOZZ	35951	443-83088-1	•• Shim, Bracket	2
18	PBOZZ	35951	443-83084-2	•• Support, Structural	1
19	PBOZZ	35951	443-83084-1	•• Support, Structural	1
END OF FIGURE					



M09-1142

Figure 240. Group 03 Wheel Assembly, Tail Landing Gear
7-31 1221001-3
(Parker-Hannifin P/N; 040-20700 (33269))

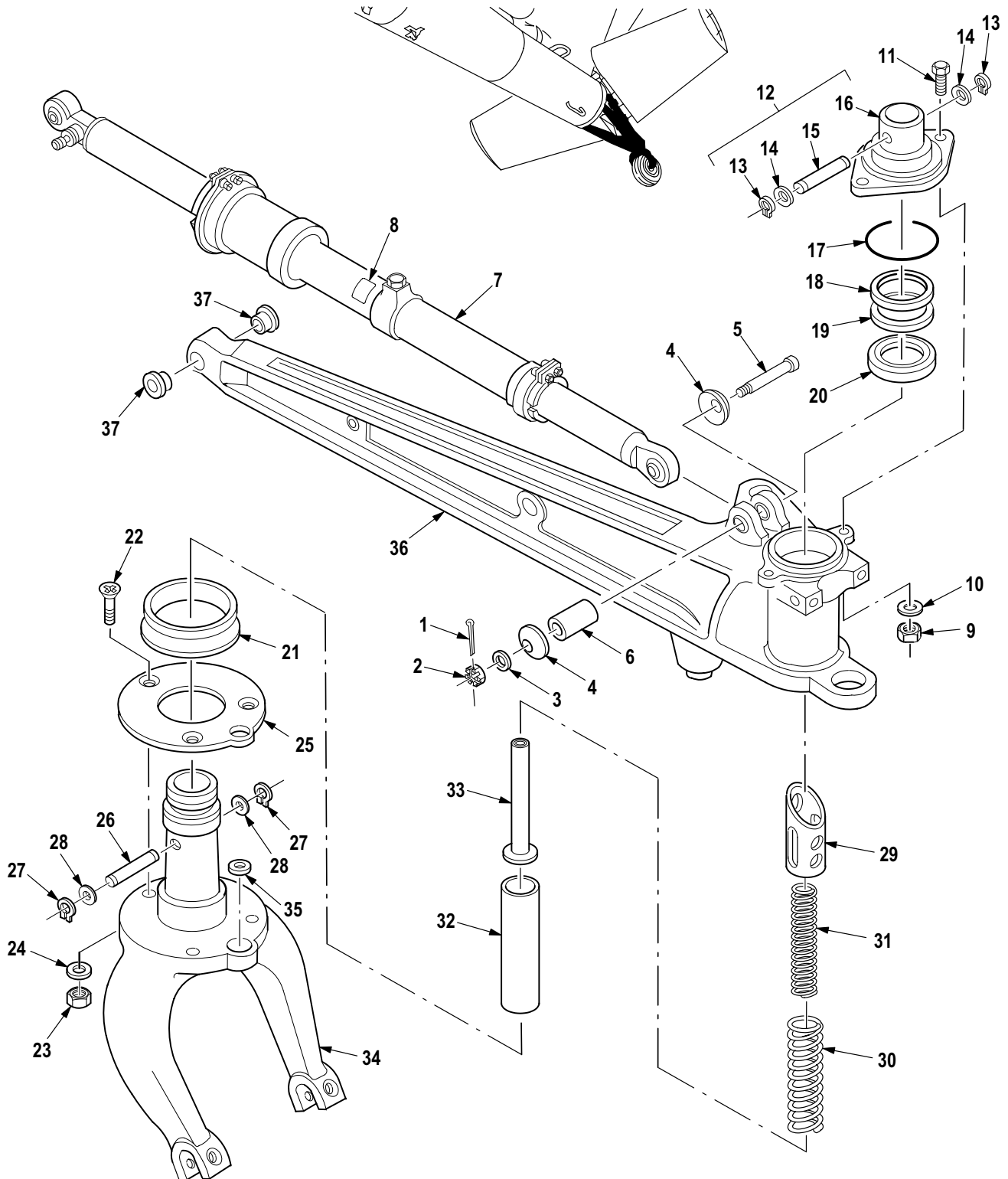
(1) ITEM NO.	(2) SMR CODE	(3) CAGE	(4) PART NUMBER	(5) DESCRIPTION AND USABLE ON CODE (UOC)	(6) QTY
				Group 03 Landing Gear Fig. 240 Wheel Assembly, Tail Landing Gear 7-31 1221001-3 (Parker-Hannifin P/N; 040-20700 (33269)) See Fig. 238 for NHA	
1	PAOZZ	88044	AN5-44A	• Bolt, Machine	3
2	PAOZZ	80205	NAS1149F0563P	• Washer, Flat	6
3	PAOZZ	96906	MS21042-L5	• Nut, Self-Locking, Ex	3
4	XDOOO	33269	161-14000	• Inner Wheel Assy	1
5	XDOOO	33269	162-12200	• Outer Wheel Assy	1
6	PAOZZ	60038	LM67010	• • Cup, Tapered Roller	1
7	PAOZZ	51814	VHL-248-S02	• Ring, Retaining	2
8	PAOZZ	33269	154-04100	• Seal, Plain	2
9	PAOZZ	60038	LM67048	• Cone and Rollers, Ta	2
END OF FIGURE					



M09-1152B

Figure 241. Group 03 Wheel Assembly, Tail Landing Gear
 7-31 1221001-3
 (Goodyear P/N; 9531651-1 (25500))

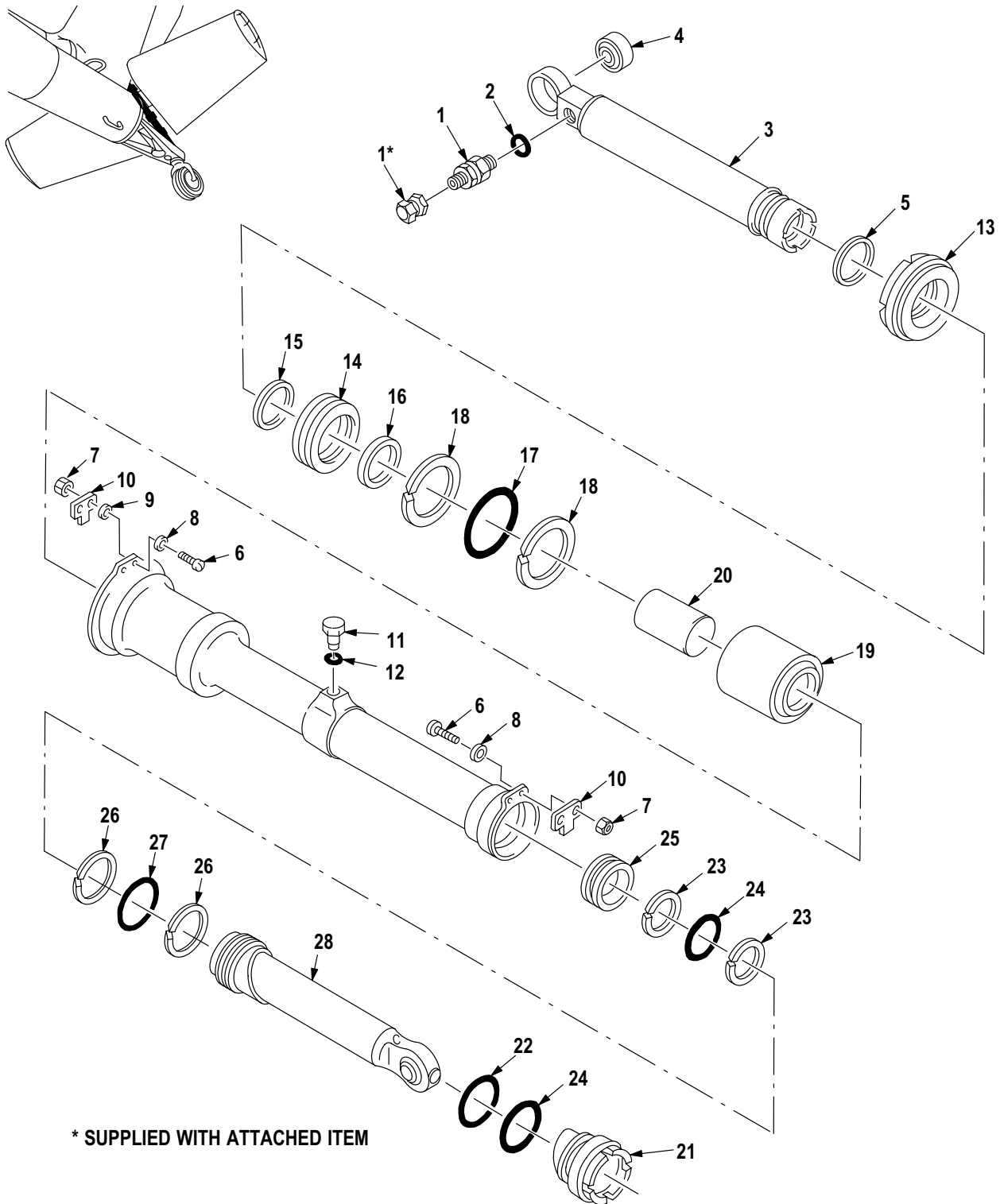
(1) ITEM NO.	(2) SMR CODE	(3) CAGE	(4) PART NUMBER	(5) DESCRIPTION AND USABLE ON CODE (UOC)	(6) QTY
				Group 03 Landing Gear Fig. 241 Wheel Assembly, Tail Landing Gear 7-31 1221001-3 (Goodyear P/N; 9531651-1 (25500)) See Fig. 238 for NHA	
1	PAOZZ	0B9R9	5005497	• Seal, Wheel, Tail Female	1
2	PAOZZ	0B9R9	9523367	• Retainer, Seal Male	1
3	PAOZZ	60038	08125-40027	• Cone and Rollers, Ta	2
4	PAOZZ	83879	1-38	• Locknut, Electrical	1
5	PAOZZ	88044	AN960-516L	• Washer, Flat	1
6	PAOZZ	96906	MS28775-01 1	• Packing, Preformed	1
7	PAOZZ	77445	156822	• Nut, Self-Locking, He	3
8	PAOZZ	88044	AN960-416	• Washer, Flat	6
9	PAOZZ	0B9R9	9523369	• Bolt	3
10	XDOOO	25500	9523366	• Wheel Subassy, Male	1
11	XDOOO	25500	9523365	• Wheel Subassy, Fem	1
12	PAOZZ	60038	08231SPL	•• Cup, Tapered Roller	1
13	PAOZZ	96906	MS15001-1	•• Fitting, Lubrication	1
14	PAOZZ	26233	NK526-632-6	• Screw, Self-Locking	3
15	PAOZZ	88044	AN960D6	• Washer, Flat	3
16	XDOZZ	25500	510812WBA434	• Goodyear Emblem	1
17	XDOZZ	25500	5002742	• Plate, Instr, Wheel	1
END OF FIGURE					



M09-614E

Figure 242. Group 03 Landing Gear, Fixed Tail Landing Gear Subassembly (Fork and Arm)
7-31 1220100

(1) ITEM NO.	(2) SMR CODE	(3) CAGE	(4) PART NUMBER	(5) DESCRIPTION AND USABLE ON CODE (UOC)	(6) QTY
				Group 03 Landing Gear Fig. 242 Landing Gear, Fixed Tail Landing Gear Subassembly (Fork and Arm) 7-31 1220100 See Fig. 238 for NHA	
1	PAOZZ	96906	MS24665-151	• Pin, Cotter	1
2	PAOZZ	88044	AN310-4	• Nut, Plain, Castellat	1
3	PAOZZ	88044	AN960-416L	• Washer, Flat	8
4	PAOZZ	17576	1168829-1	• Cap, Shock Strut Pin	2
5	PAOZZ	88044	AN4H26	• Bolt, Machine	1
6	PAOZZ	17576	1168828-1	• Pin, Hollow	1
7	PAODD	17576	1168600-505	• Shock Strut Assy, (See Fig. 243 for Breakdown)	1
8	XDOZZ	96906	MS27253	• Plate, Ident	1
9	PAOZZ	96906	MS21083N6	• Nut, Self-Locking, He	2
10	PAOZZ	88044	AN960-616	• Washer, Flat	2
11	PAOZZ	88044	AN6-7A	• Bolt, Machine	2
12	PAOOO	17576	1168811-103	• Housing Assy, Cam, Ta	1
13	PAOZZ	96906	MS16624-1025	• Ring, Retaining	2
14	PAOZZ	88044	AN960-416L	• Washer, Flat	2
15	PAOZZ	17576	1168812-1	• Pin, Grooved, Headles	1
16	XAOZZ	39661	1168806-1	• Housing	1
17	PAOZZ	96906	MS28775-041	• O-Ring	1
18	PAOZZ	81349	M27426-2132B	• Ring, Retaining	1
19	PAOZZ	17576	1168808-1	• Washer, Flat	1
20	PAOZZ	40920	3TKRZZ33-42P	• Bearing, Ball, Airfra	1
21	PAOZZ	17576	1168842-3	• Seal, Tail, Landing	1
22	PAOZZ	80205	NAS517-2-5	• Screw, Machine	1
23	PAOZZ	96906	MS21083N08	• Nut, Self-Locking, He	3
24	PAOZZ	88044	AN960-8	• Washer, Flat	3
25	PAOZZ	17576	1168860-1	• Plate, Wear-Lock Pin	3
26	PAOZZ	17576	1168810-3	• Pin, Grooved, Headles	1
27	PAOZZ	96906	MS16624-1037	• Ring, Retaining	1
28	PAOZZ	96906	MS9549-12	• Washer, Flat	2
29	PAOZZ	17576	1168845-3	• Cam, Control	2
30	PAOZZ	17576	1168807-1	• Spring, Helical, Comp	1
31	PAOZZ	17576	1168807-3	• Spring, Helical, Comp	1
32	PAOZZ	17576	1168809-1	• Liner, Centering, Tai	1
33	PAOZZ	17576	1168813-1	• Guide, Inner Spring	1
34	PAOOO	17576	1168850-101	• Fork, Landing Gear, T	1
35	PAFZZ	17576	1168832-1 1	• Bearing, Sleeve	1
36	PAODD	17576	1168851-101	• Connecting Link, Rig	1
37	PAFZZ	17576	1168833-9	• Bushing, Sleeve	2
END OF FIGURE					

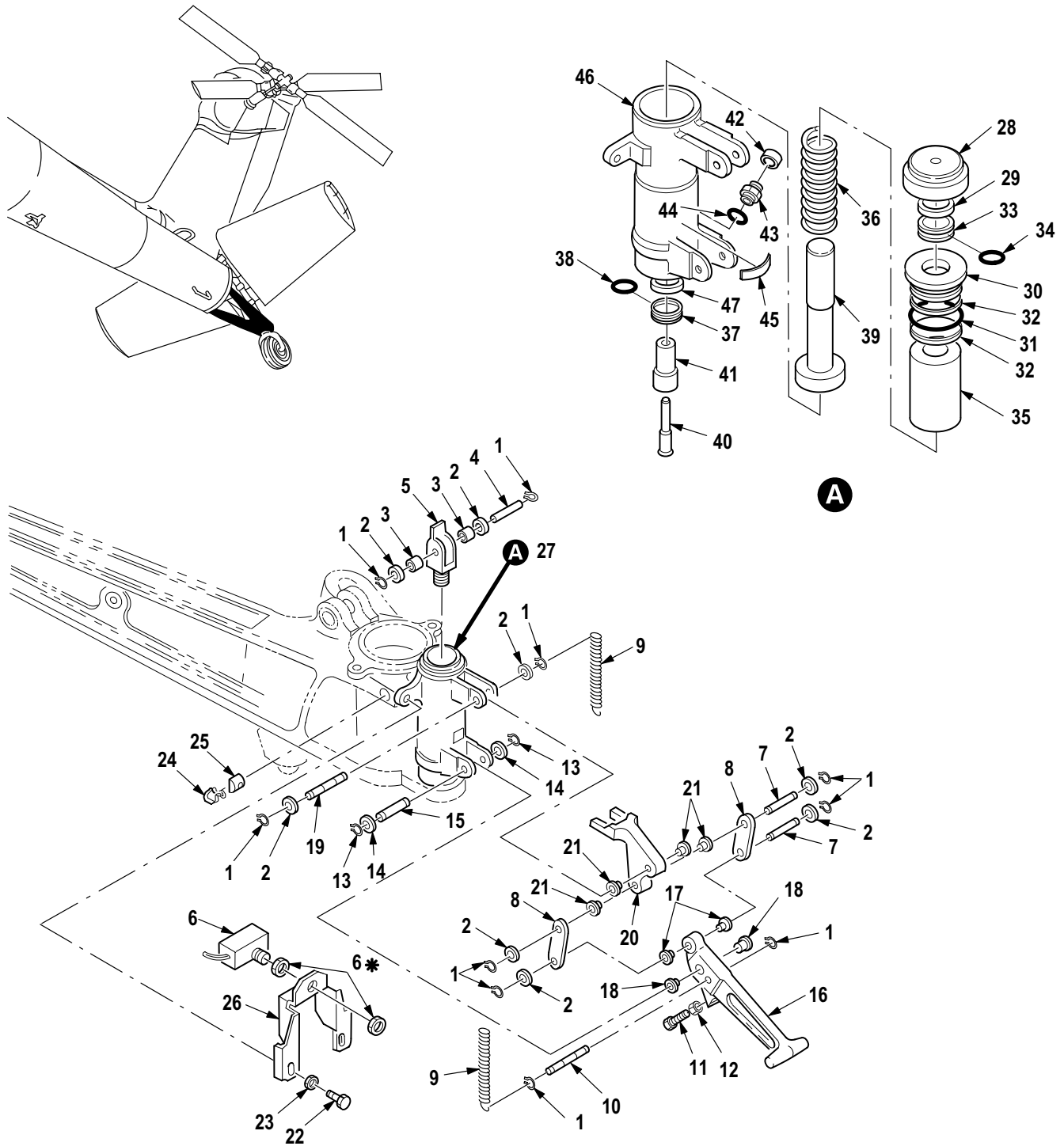


* SUPPLIED WITH ATTACHED ITEM

M09-1167

Figure 243. Group 03 Shock Strut Assembly, Fixed Tail Landing Gear
1168600-505 (39661)

(1) ITEM NO.	(2) SMR CODE	(3) CAGE	(4) PART NUMBER	(5) DESCRIPTION AND USABLE ON CODE (UOC)	(6) QTY
				Group 03 Landing Gear Fig. 243 Shock Strut Assembly, Fixed Tail Landing Gear 1168600-505 (39661) See Fig. 242 for NHA	
1	PAOZZ	96906	MS28889-2	• Valve, Pneumatic Tan	1
2	PAOZZ	96906	MS28775-015	• • O-Ring	1
3	PAFFF	17576	1168603-103	• Piston Assy, Shock S	1
4	PAFZZ	17576	1168610-1	• • Bearing, Plain, Self-	1
5	PAFZZ	17576	1168624-1	• Ring, Piston	1
6	PAFZZ	88044	AN502-10-10	• Screw, Machine	4
7	PAFZZ	96906	MS21083D3	• Nut, Self-Locking, He	4
8	PAFZZ	80205	NAS620-10	• Washer, Flat	4
9	PAFZZ	80205	NAS43DD3-6	• Spacer, Sleeve	2
10	PAOZZ	17576	1168640-1	• Lock, Shock Strut, Ta	2
11	PAFZZ	81343	AS5169D02L	• Plug, Machine Thread	1
12	PAFZZ	96906	MS28778-2	• O-Ring	1
13	PAFZZ	17576	1168606-3	• Retainer, Shock Stru	1
14	PAFZZ	17576	1168605-3	• Bearing, Sleeve	1
15	PAFZZ	96906	MS28776M2-17	• Ring, Wiper	1
16	PAFZZ	5F573	7222FT972T	• Seal, Plain	1
17	PAFZZ	96906	MS28775-228	• O-Ring	1
18	PAFZZ	96906	MS28774-228	• Retainer, Packing	2
19	PAFZZ	17576	1168112-5	• Packing Assembly	8
20	PAFZZ	17576	1168639-3	• Spacer, Sleeve	1
21	PAFZZ	17576	1168628-1	• Cam, Lower, Shock Str	1
22	PAFZZ	81349	M83461/1-132	• O-Ring	1
23	PAFZZ	96906	MS28774-222	• Retainer, Packing	2
24	PAFZZ	96906	MS28775-222	• O-Ring	2
25	PAFZZ	17576	1168631-1	• Diaphragm, Shock Str	1
26	PAFZZ	96906	MS28774-129	• Retainer, Packing	2
27	PAFZZ	96906	MS28775-129	• O-Ring	1
28	XDFDF	39661	1168630-103	• Piston, Linear Actua	1
END OF FIGURE					



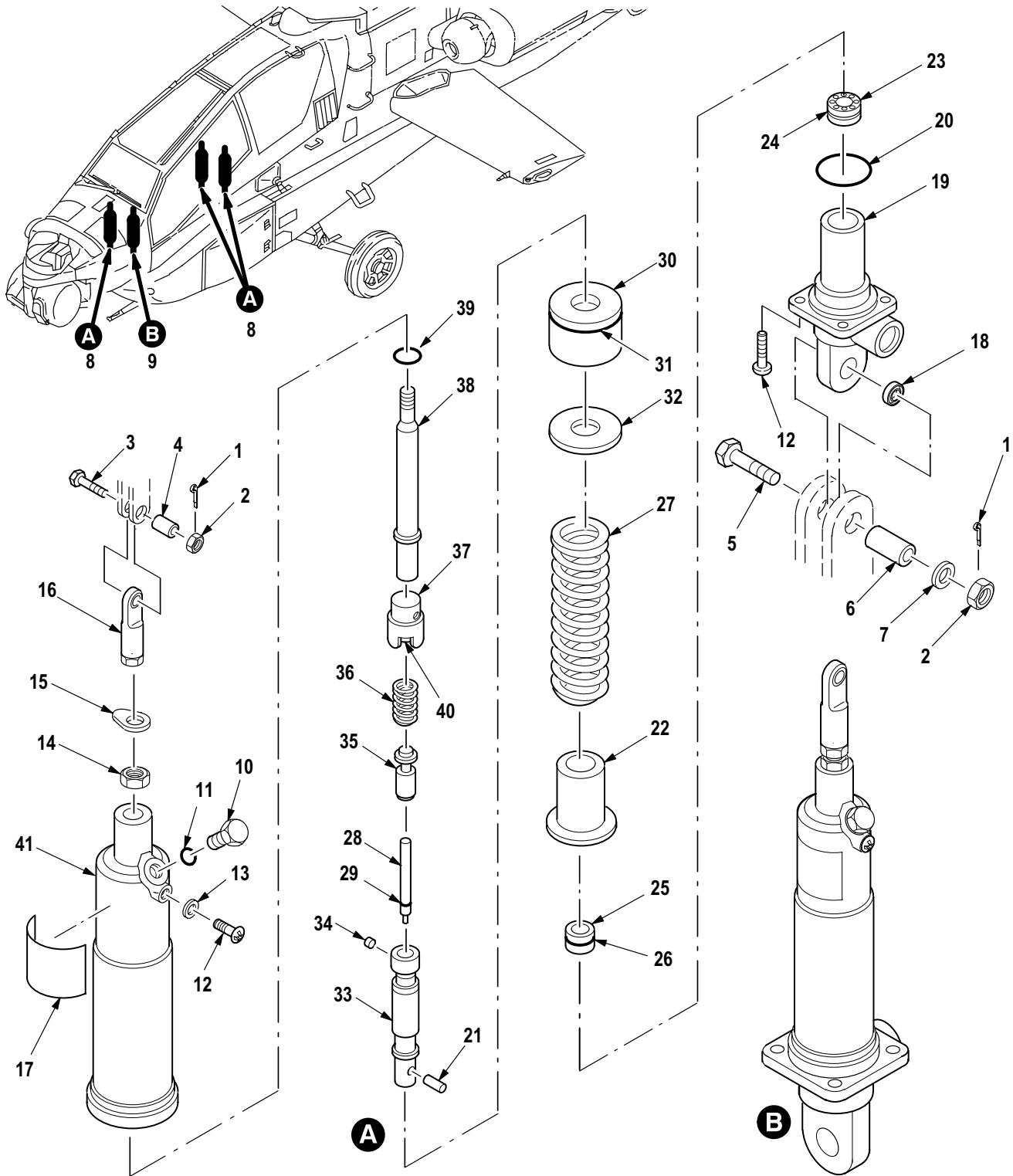
* SUPPLIED WITH ATTACHED ITEM

M09-030C

Figure 244. Group 03 Landing Gear, Fixed Tail Landing Gear Subassembly (Gear Lock and Actuator)
7-31 1220100

(1) ITEM NO.	(2) SMR CODE	(3) CAGE	(4) PART NUMBER	(5) DESCRIPTION AND USABLE ON CODE (UOC)	(6) QTY
				Group 03 Landing Gear Fig. 244 Landing Gear, Fixed Tail Landing Gear Subassembly (Gear Lock and Actuator) 7-31 1220100 See Fig. 238 for NHA	
1	PAOZZ	96906	MS16624-4025	• Ring, Retaining	10
2	PAOZZ	88044	AN960-416L	• Washer, Flat	1
3	PAOZZ	17576	1168974-101	• Roller Assy, Lever, W	2
4	PAOZZ	17576	1168857-5	• Pin, Grooved, Headles	1
5	PAOZZ	17576	1168964-101	• Target, Wheel Lock	1
6	PAOZZ	17576	1168985-101	• Switch, Proximity	1
7	PAOZZ	17576	1168857-1	• Pin, Grooved, Headles	2
8	PAOZZ	17576	1168856-1	• Connecting Link, Rig	2
9	PAOZZ	84830	LE055D9SS	• Spring, Helical, Exte	2
10	PAOZZ	17576	1168858-1	• Pin, Grooved, Headles	1
11	PAOZZ	80205	NAS428H3-10	• Bolt, Machine	1
12	PAOZZ	80205	MS21042-3	• Nut, Self-Locking, Ex	1
13	PAOZZ	96906	MS16624-4031	• Ring, Retaining	2
14	PAOZZ	88044	AN960-516L	• Washer, Flat	2
15	PAOZZ	17576	1168857-3	• Pin, Grooved, Headles	1
16	PAOOO	17576	1168963-101	• Handle, Release, Lock	1
17	PAOZZ	96881	4L4-F	•• Bearing, Sleeve	2
18	PAOZZ	17576	1168833-1 1	•• Bushing, Sleeve	2
19	PAOZZ	17576	1168858-3	• Pin, Grooved, Headles	1
20	PAOOO	17576	1168965-103	• Lever, Remote Contro	1
21	PAOZZ	96881	4L4-F	•• Bearing, Sleeve	4
22	PAOZZ	88044	AN4H12A	• Bolt, Machine	2
23	PAOZZ	88044	AN960-416	• Washer, Flat	2
24	PAOZZ	80205	NAS578-4A	• Retainer, Nut and Bo	2
25	PAOZZ	80205	NAS577B4A	• Nut, Self-Locking, Ba	2
26	PAOZZ	17576	1168975-5	• Bracket, Mounting	1
27	PAOFF	17576	1168960-507	• Cylinder Assembly, A	1
28	PAFZZ	17576	1168968-3	•• Packing Nut	1
29	PAFZA	09257	S11065-6	•• Ring, Wiper	1
30	PAFZZ	17576	1168967-3	•• Bearing, Washer, Thru	1
31	PAFZZ	96906	MS28775-027	•• Packing, Preforme	1
32	PAFZZ	96906	MS28774-027	•• Retainer, Packing	2
33	PAFZZ	97820	S30652-21 1	•• Seal, Landing Gear	1
34	PAFZZ	96906	MS28775-21 1	•• O-Ring	1
35	PAFZZ	17576	1168971-3	•• Stop, Piston, Wheel L	1
36	PAFZZ	84830	LHC156M3CRES	•• Spring, Actuator Ass	1
37	PAFZZ	97820	S30652-1 15	•• Seal, Plain	1
38	PAFZZ	96906	MS28775-1 15	•• O-Ring	1
39	PAFZZ	17576	1168976-3	•• Piston, Actuator Lan	1
40	PAOZZ	17576	1168978-1	•• Screw, Self-Locking	1
41	PAFZZ	17576	1168977-1	•• Fuse Pin, Wheel Lock	1
42	PAFZZ	81349	M5501/7-F9	•• Cap-Plug, Protective	1
43	PAOZZ	96906	MS21902-4	•• Nipple, Boss	1
44	PAOZZ	96906	MS28778-4	•• O-Ring	1
45	XDOZZ	39661	1168958-1	•• Plate Ident	1

(1) ITEM NO.	(2) SMR CODE	(3) CAGE	(4) PART NUMBER	(5) DESCRIPTION AND USABLE ON CODE (UOC)	(6) QTY
46	PAFFF	17576	1168961-103	.. Cylinder, Actuating,	1
47	XDFZZ	39661	1168832-9	... Bushing, Sleeve	1
END OF FIGURE					

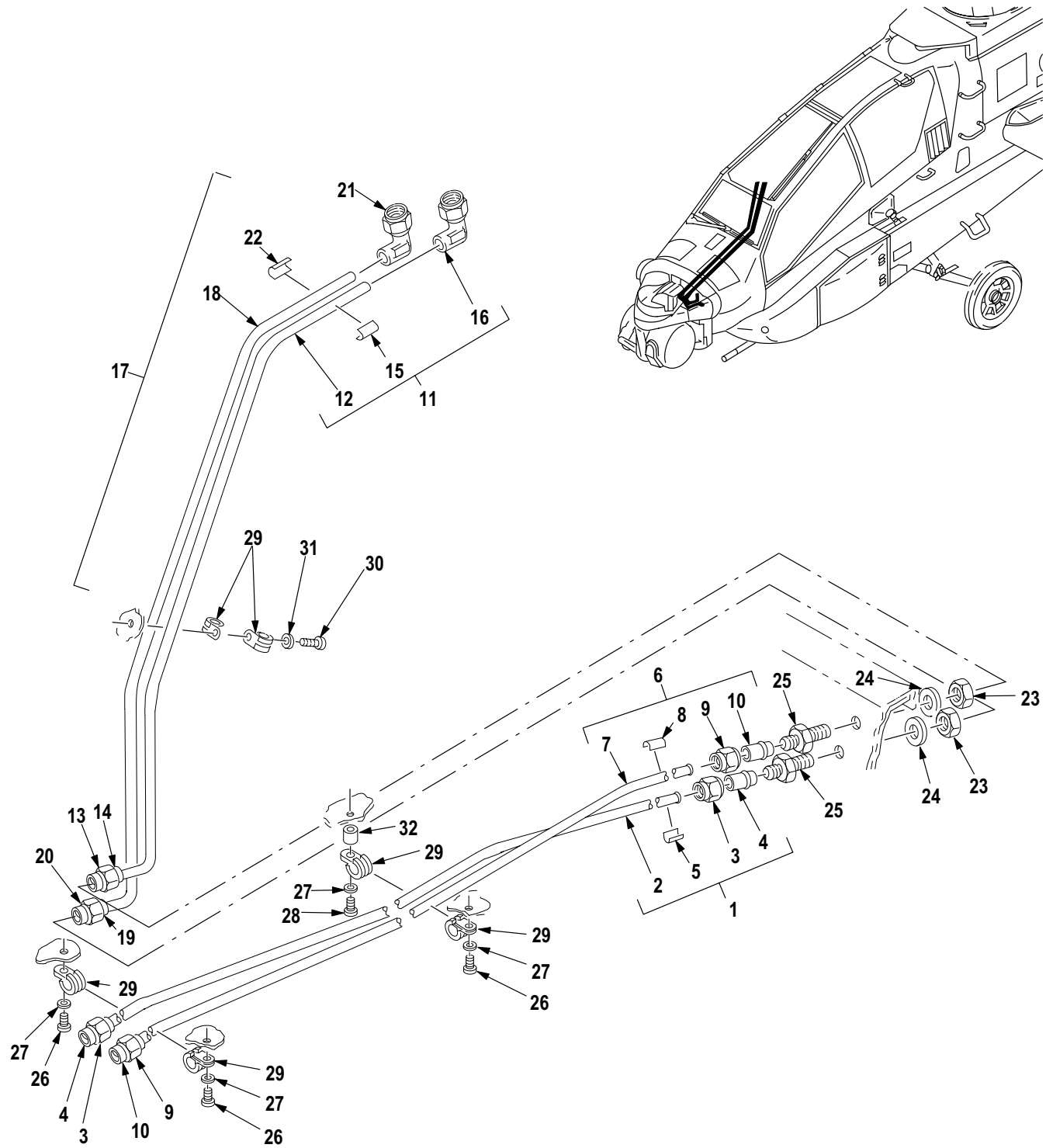


M09-642G

Figure 245. Group 03 Brake System Installation (Master Cylinders)
7-31 1210200-603

(1) ITEM NO.	(2) SMR CODE	(3) CAGE	(4) PART NUMBER	(5) DESCRIPTION AND USABLE ON CODE (UOC)	(6) QTY
				Group 03 Landing Gear Fig. 245 Brake System Installation (Master Cylinders) 7-31 1210200-603 See Fig. 232 for NHA	
1	PAOZZ	96906	MS24665-153	• Pin, Cotter	8
2	PAOZZ	96906	MS21224-4	• Nut, Self-Locking, As	8
3	PAOZZ	96906	MS27576-4-14	• Bolt, Close Toleranc RH Pilot/CPG	3
3	PAOZZ	96906	MS27577-4-13	• Screw, Close Toleran LH CPG	1
4	PAOZZ	02731	HS5542-04081	• Bushing, Sleeve RH Pilot/CPG	3
4	PAOZZ	02731	7-21 1521053	• Bushing, Sleeve LH CPG	1
5	PAOZZ	96906	MS27576-4-15	• Bolt, Close Toleranc	4
6	PAOZZ	02731	HS610SP3756R250	• Bushing, Sleeve	4
7	PAOZZ	02731	HS306-A35	• Washer, Flat	V
7	XDOZZ	02731	HS306-A35H	• Washer, Flat	V
8	PAOFF	02731	7-1 11412021-7	• Cylinder Assembly, H	1
9	PAOFF	02731	7-1 11412021-5	• Cylinder Assembly, H	1
10	PAOZZ	99643	11281	•• Cap Assy, Cylinder, B	1
11	PAOZZ	96906	MS28778-3	•• O-Ring	1
12	PAOZZ	88044	AN115807	•• Screw, Machine (Qty 4 U/O P/N 11660-15)	5
12	PAOZZ	96906	MS35265-25	•• Screw, Machine (U/O P/N 11660-15)	1
13	PAOZZ	99643	12955-1	•• Seal, Cylinder, Brake	1
14	PAFZZ	80205	NAS1423-4	•• Nut, Plain, Hexagon	1
15	PAOZZ	80205	NAS513-4	•• Washer, Key	1
16	PAOZZ	99643	11675	•• Bearing and Rod End	1
17	XDFZZ	99643	33317-15	•• Plate, Ident	1
18	PAFZZ	99643	11084	•• Bearing, Plain, Self	1
19	PAFZZ	99643	11664-5	•• Cap, Cylinder, Brake	1
20	PAFZZ	96906	MS28775-215	•• O-Ring	1
21	PAFZZ	99643	11673-5	•• Pin, Cylinder, Brake	1
22	PAFZZ	99643	11665-5	•• Retainer, Cylinder	1
23	PAFZZ	99643	11666-5	•• Piston, Cylinder, Bra	1
24	PAFZZ	99643	11674-5	•• Clip, Cylinder, Brake	1
25	PAFZZ	99643	11066-5	•• Seat, Rod Assembly, P	1
26	PAFZZ	96906	MS28775-1 10	•• Packing, Preformed	1
27	PAFZZ	99643	11073-5	•• Spring, Cylinder, Bra	1
28	PAFZZ	99643	11669-5	•• Piston, Cylinder, Bra	1
29	PAFZZ	96906	MS28775-003	•• O-Ring	1
30	PAFZZ	99643	11069-5	•• Piston, Head, Cylinde	1
31	PAFZZ	96906	MS28775-214	•• O-Ring	1
32	XDFZZ	99643	11071	•• Guide, Brake Valve	1
33	PAFZZ	99643	35589	•• Piston Assembly	1
34	PAFZZ	99643	11085	•• Disk, Solid, Plain	1
35	PAFZZ	99643	11068	•• Poppet, Cylinder, Bra	1
36	PAFZZ	99643	12354	•• Spring, Cylinder, Bra	1
37	XDFZZ	99643	11672	•• Cap, Relief	1
38	PAFZZ	99643	11671	•• Rod, Piston, Cylinder	1
39	PAFZZ	81349	M83461/1-012	•• O-Ring	1
40	PAFZZ	99643	19113	•• Shim	V
41	XAFZZ	99643	11663-15	•• Body	1
END OF FIGURE					

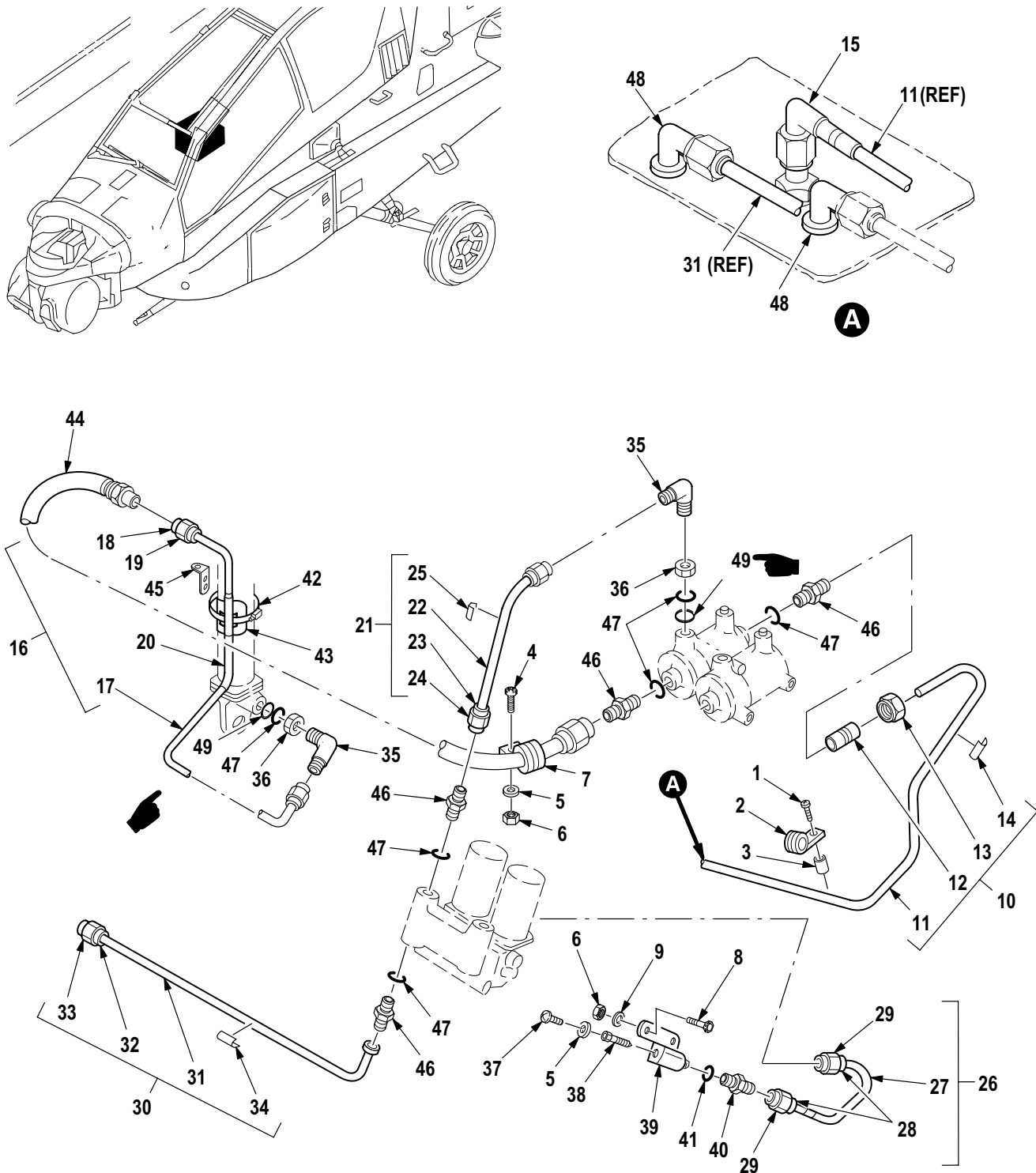
(1) ITEM NO.	(2) SMR CODE	(3) CAGE	(4) PART NUMBER	(5) DESCRIPTION AND USABLE ON CODE (UOC)	(6) QTY
				Group 03 Landing Gear Fig. 246 Brake System Installation (Forward Tubing) (Part 1) 7-31 1210200-603 See Fig. 232 for NHA	
1	PAOZZ	96906	MS21908D4	• Elbow, Tube	2
2	PAOZZ	96906	MS9200-04	• Nut, Plain, Hexagon	2
3	PAOZZ	81349	M83248/1-904	• Packing, Preformed	2
4	PAOZZ	02731	7-31 1210230-13	• Hose Assembly, Nonme	1
5	PAOZZ	02731	7-31 1210230-11	• Hose Assembly, Nonme	1
6	PAOZZ	88044	AN960JD716L	• Washer, Flat	4
7	PAOZZ	88044	AN960JD716	• Washer, Flat	6
8	PAOZZ	88044	AN924-4D	• Nut, Plain, Hexagon	2
9	MFOFF	02731	7-31 1210217-15	• Tube Assy, Metal	1
10	MFFZZ	02731	7-31 1210217-13	• • Tube	1
11	XDOZZ	02731	HS4367-2	• • Plate, Identificatio	1
12	PAOZZ	08199	H10008-04	• • Coupling, Tube	1
13	PAOZZ	02731	HS4519-4D	• • Elbow, Tube	1
14	MFOFF	02731	7-31 1210218-11	• Tube Assy, Metal	1
15	MFFZZ	02731	7-31 1210218-9	• • Tube	1
16	XDOZZ	02731	HS4367-2	• • Plate, Identificatio	1
17	PAOZZ	96906	MS21922-4	• • Sleeve, Clinch, Tube	1
18	PAOZZ	96906	MS21921-4D	• • Nut, Tube Coupling	1
19	PAOZZ	08199	H10008-04	• • Coupling, Tube	1
20	PAOZZ	96906	MS21266-1N	• Grommet, Nonmetallic	2
21	PAOZZ	80205	NAS1096-3-8	• Screw, Machine	3
22	PAOZZ	88044	AN960JD10L	• Washer, Flat	4
23	PAOZZ	80205	MS21042L3	• Nut, Self-Locking, Ex	2
24	PAOZZ	96906	MS9349-03	• Clamp, Loop	4
25	XDOZZ	80205	NAS43DD3-10N	• Spacer, Sleeve	2
26	MFOFF	02731	7-31 1210217-11	• Tube Assy, Metal	1
27	MFOFF	02731	7-31 1210218-7	• Tube Assy, Metal	1
28	MFFZZ	02731	7-31 1210217-9	• • Tube (U/O P/N 7-311210217-11)	1
29	MFFZZ	02731	7-31 1210218-5	• • Tube (U/O P/N 7-311210218-7)	1
30	PAOZZ	96906	MS21921-4D	• • Nut, Tube Coupling	1
31	PAOZZ	96906	MS21922-4	• • Sleeve, Clinch, Tube	1
32	XDOZZ	02731	HS4367-2	• • Plate, Identificatio	1
33	PAOZZ	02731	HS4519-4D	• • Elbow, Tube	1
34	PAOZZ	96906	MS21902D4	• Nipple, Boss	2
END OF FIGURE					



M09-1131C

Figure 247. Group 03 Brake System Installation (Forward Tubing) (Part 2)
7-31 1210200-603

(1) ITEM NO.	(2) SMR CODE	(3) CAGE	(4) PART NUMBER	(5) DESCRIPTION AND USABLE ON CODE (UOC)	(6) QTY
				Group 03 Landing Gear Fig. 247 Brake System Installation (Forward Tubing) (Part 2) 7-31 1210200-603 See Fig. 232 for NHA	
1	MFOFF	02731	7-31 1210209	• Tube Assy, Metal	1
2	MFFZZ	02731	7-31 1210209-3	•• Tube	1
3	PAOZZ	96906	MS21921-4D	•• Nut, Tube Coupling	2
4	PAOZZ	96906	MS21922-4	•• Sleeve, Clinch, Tube	2
5	XDOZZ	02731	HS4367-2	•• Plate, Identificatio	1
6	MFOFF	02731	7-31 1210210	• Tube Assy, Metal	1
7	MFFZZ	02731	7-31 1210210-3	•• Tube	1
8	XDOZZ	02731	HS4367-2	•• Plate, Identificatio	1
9	PAOZZ	96906	MS21921-4D	•• Nut, Tube Coupling	2
10	PAOZZ	96906	MS21922-4	•• Sleeve, Clinch, Tube	2
11	MFOFF	02731	7-31 1210207	• Tube Assy, Metal	1
12	MFFZZ	02731	7-31 1210207-3	•• Tube	1
13	PAOZZ	96906	MS21921-4D	•• Nut, Tube Coupling	1
14	PAOZZ	96906	MS21922-4	•• Sleeve, Clinch, Tube	1
15	XDOZZ	02731	HS4367-2	•• Plate, Identificatio	1
16	PAOZZ	02731	HS4519-4D	•• Elbow, Tube	1
17	MFOFF	02731	7-31 1210208	• Tube Assy, Metal	1
18	MFFZZ	02731	7-31 1210208-3	•• Tube	1
19	PAOZZ	96906	MS21922-4	•• Sleeve, Clinch, Tube	1
20	PAOZZ	96906	MS21921-4D	•• Nut, Tube Coupling	1
21	PAOZZ	02731	HS4519-4D	•• Elbow, Tube	1
22	XDOZZ	02731	HS4367-2	•• Plate, Identificatio	1
23	PAOZZ	88044	AN924-4D	• Nut, Plain, Hexagon	2
24	PAOZZ	88044	AN960JD716L	• Washer, Flat	2
25	PAOZZ	96906	MS21924D4	• Adapter, Straight, Tu	2
26	PAOZZ	80205	NAS623-2-3	• Screw, Machine	3
27	PAOZZ	88044	AN960JD8	• Washer, Flat	4
28	PAOZA	80205	NAS623-3-1 1	• Screw, Machine	1
29	PAOZZ	02731	HS4501D04NB	• Clamp, Loop	6
30	PAOZZ	80205	NAS1096-3-10	• Screw, Machine	1
31	PAOZZ	88044	AN960JD10L	• Washer, Flat	2
32	PAOZZ	80205	NAS43DD3-20FC	• Spacer, Sleeve	1
END OF FIGURE					

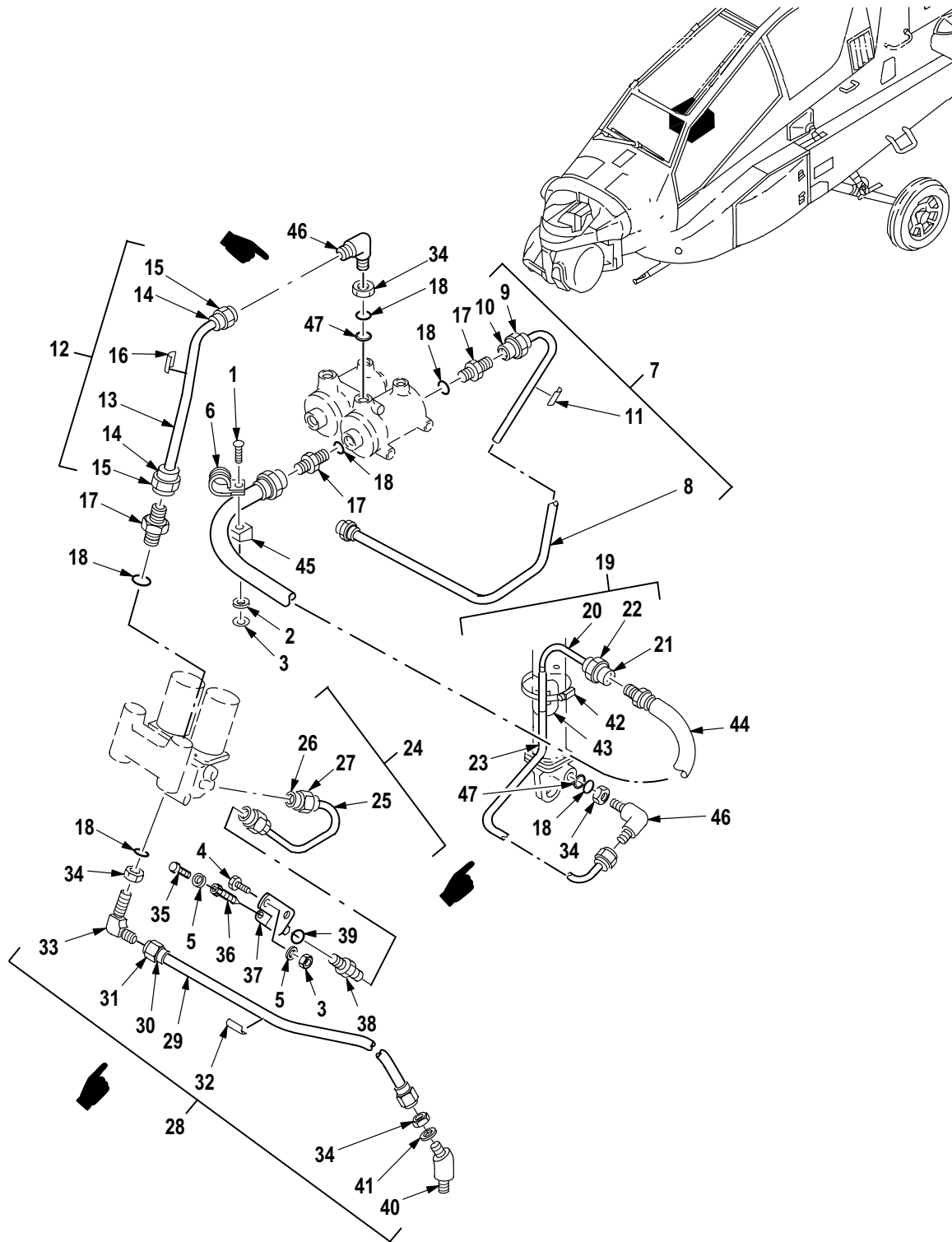


M09-641F

Figure 248. Group 03 Brake System Installation (Upper Tubing) LH
7-31 1210200-603

(1) ITEM NO.	(2) SMR CODE	(3) CAGE	(4) PART NUMBER	(5) DESCRIPTION AND USABLE ON CODE (UOC)	(6) QTY
				Group 03 Landing Gear Fig. 248 Brake System Installation (Upper Tubing) LH 7-31 1210200-603 See Fig. 232 for NHA	
1	XDOZZ	80205	NAS623-2-9	• Screw, Machine	1
2	PAOZZ	96906	MS21919WDF4	• Clamp, Loop	2
3	PAOZZ	80205	NAS43DD3-32N	• Spacer, Sleeve	1
4	PAOZZ	80205	NAS623-3-2	• Screw, Machine	1
5	PAOZZ	88044	AN960JD10L	• Washer, Flat	1
6	PAOZZ	80205	MS21042L3	• Nut, Self-Locking, Ex	3
7	PAOZZ	96906	MS21919WDG8	• Clamp, Loop	1
8	PAOZZ	80205	NAS6203-3	• Bolt, Shear	2
9	PAOZZ	59875	TX90790-34	• Washer, Flat	3
10	MFOFF	02731	7-31 1210202	• Tube Assy, Metal	1
11	MFFZZ	02731	7-31 1210202-3	•• Tube	1
12	PAOZZ	96906	MS21922-4	•• Sleeve, Clinch, Tube	1
13	PAOZZ	96906	MS21921-4D	•• Nut, Tube Coupling	1
14	XDOZZ	02731	HS4367-2	•• Plate, Identificatio	1
15	PAOZZ	14798	D10021AD4	•• Elbow, Tube	1
16	MFOFF	02731	7-31 1210223-5	• Tube Assy, Brake Sys	1
17	MFFZZ	02731	7-31 1210223-9	•• Tube	1
18	PAOZZ	96906	MS21922-4	•• Sleeve, Clinch, Tube	2
19	PAOZZ	96906	MS21921-4D	•• Nut, Tube Coupling	2
20	MOOOO	02731	7-31 1210223-1 1	•• Sleeve, Tube Assy	1
21	MFOFF	02731	7-31 1210204	• Tube Assy, Metal	1
22	MFFZZ	02731	7-31 1210204-3	•• Tube	1
23	PAOZZ	96906	MS21922-4	•• Sleeve, Clinch, Tube	2
24	PAOZZ	96906	MS21921-4D	•• Nut, Tube Coupling	2
25	XDOZZ	02731	HS4367-2	•• Plate, Identificatio	1
26	MFOFF	02731	7-31 1210216	• Tube Assy, Metal	1
27	MFFZZ	02731	7-31 1210216-3	•• Tube	1
28	PAOZZ	96906	MS20819-2J	•• Sleeve, Flared, Tube	2
29	PAOZZ	88044	AN818-2J	•• Nut, Tube Coupling	2
30	MFOFF	02731	7-31 1210206	• Tube Assy, Metal	1
31	MFFZZ	02731	7-31 1210206-3	•• Tube	1
32	PAOZZ	96906	MS21922-4	•• Sleeve, Clinch, Tube	2
33	PAOZZ	96906	MS21921-4D	•• Nut, Tube Coupling	2
34	XDOZZ	02731	HS4367-2	•• Plate, Identificatio	1
35	PAOZZ	96906	MS21926-4D	• Elbow, Tube	3
36	PAOZZ	88044	AN924-4D	• Nut, Plain, Hexagon	4
37	PAOZZ	96906	MS35276-259	• Screw, Machine	1
38	PAOZZ	25472	A84-1	• Valve, Bleeder, Hydra	1
39	PAOZZ	02731	7-31 1210250-1	• Bleeder, Valve	1
40	PAOZZ	96906	MS24392J2	• Nipple, Tube	1
41	PAOZZ	96906	MS28778-2	• O-Ring	1
42	PAOZZ	66295	WWD48-58H	• Clamp, Hose	1
43	PAOZZ	02731	7-31 1210224-3	• Support, Tube	1
44	PAOZZ	02731	7-31 1210230-13	• Hose Assembly, Nonme	1
45	PAOZZ	88044	AN743Z13	• Bracket, Angle	1
46	PAOZZ	96906	MS21902D4	• Nipple, Boss	4
47	PAOZZ	81349	M83248/1-904	• Packing, Preformed	6

(1) ITEM NO.	(2) SMR CODE	(3) CAGE	(4) PART NUMBER	(5) DESCRIPTION AND USABLE ON CODE (UOC)	(6) QTY
48	PAOZZ	96906	MS21908D4	• Elbow, Tube	2
49	PAOZZ	96906	MS27595-012	• Retainer, Packing	2
END OF FIGURE					

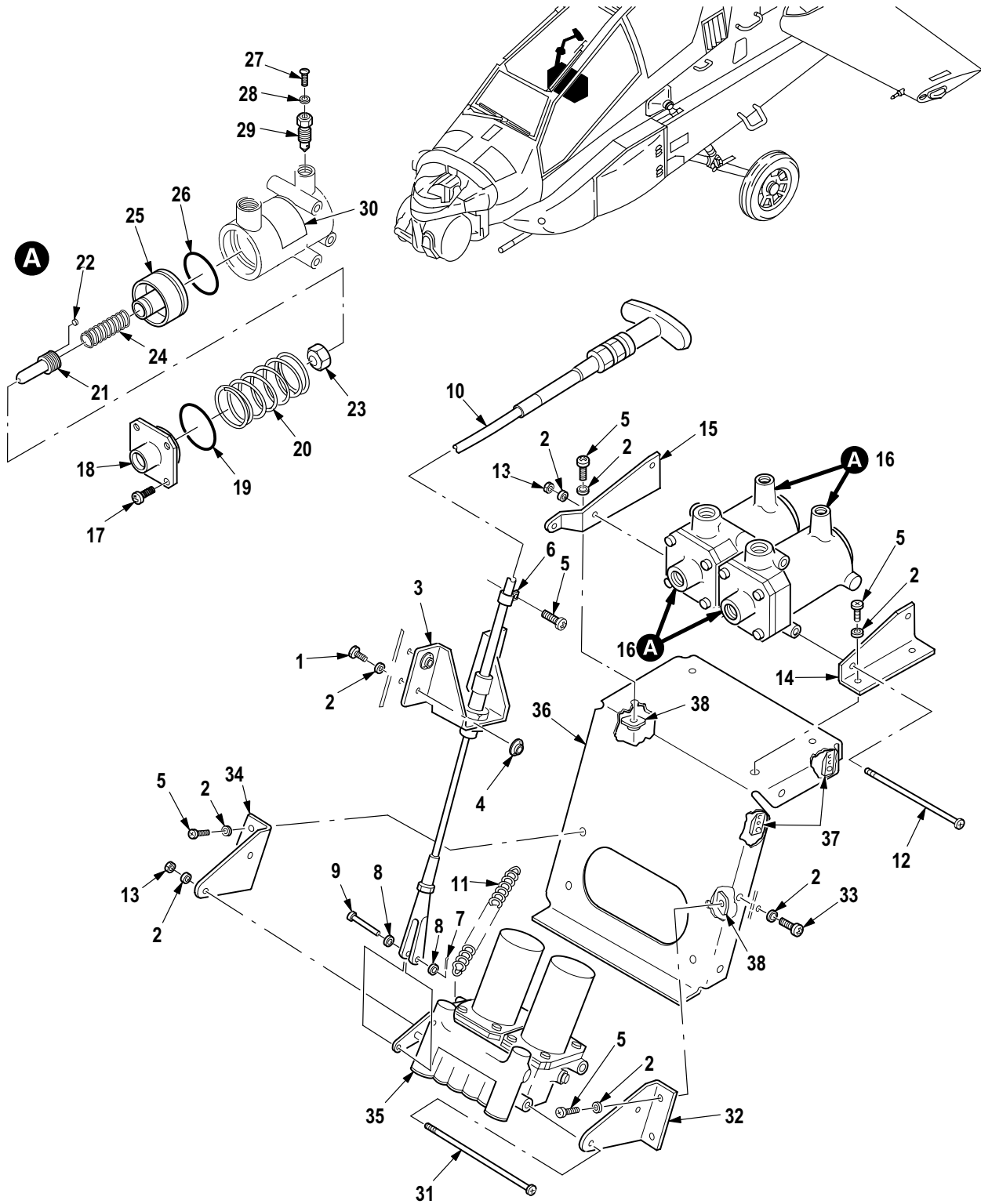


M09-1229B

Figure 249. Group 03 Brake System Installation (Upper Tubing) RH
7-31 1210200-603

(1) ITEM NO.	(2) SMR CODE	(3) CAGE	(4) PART NUMBER	(5) DESCRIPTION AND USABLE ON CODE (UOC)	(6) QTY
				Group 03 Landing Gear Fig. 249 Brake System Installation (Upper Tubing) RH 7-31 1210200-603 See Fig. 232 for NHA	
1	PAOZZ	80205	NAS623-3-2	• Screw, Machine	1
2	PAOZZ	88044	AN960JD10L	• Washer, Flat	1
3	PAOZZ	80205	MS21042L3	• Nut, Self-Locking, Ex	3
4	PAOZZ	80205	NAS6203-3	• Bolt, Shear	2
5	PAOZZ	59875	TX90790-34	• Washer, Flat	3
6	PAOZZ	96906	MS21919WDG8	• Clamp, Loop	1
7	MFOFF	02731	7-31 1210201	• Tube Assy, Metal	1
8	MFFZZ	02731	7-31 1210201-3	•• Tube	1
9	PAOZZ	96906	MS21921D4	•• Nut, Tube Coupling	1
10	PAOZZ	96906	MS21922-4	•• Sleeve, Clinch, Tube	1
11	XDOZZ	02731	HS4367-2	•• Plate, Identificatio	1
12	MFOFF	02731	7-31 1210203	• Tube Assy, Metal	1
13	MFFZZ	02731	7-31 1210203-3	•• Tube	1
14	PAOZZ	96906	MS21922-4	•• Sleeve, Clinch, Tube	2
15	PAOZZ	96906	MS21921-4D	•• Nut, Tube Coupling	2
16	XDOZZ	02731	HS4367-2	•• Plate, Identificatio	1
17	PAOZZ	96906	MS21902D4	• Nipple, Boss	3
18	PAOZZ	81349	M83248/1-904	• Packing, Preformed	6
19	MFOFF	02731	7-31 1210223-3	• Tube Assy, Brake Sys	1
20	MFFZZ	02731	7-31 1210223-7	•• Tube	1
21	PAOZZ	96906	MS21922-4	•• Sleeve, Clinch, Tube	2
22	PAOZZ	96906	MS21921-4D	•• Nut, Tube Coupling	2
23	MOOOO	02731	7-31 1210223-1 1	•• Sleeve, Tube Assy	1
24	MFOFF	02731	7-31 1210215-5	• Tube Assy, Metal	1
25	MFFZZ	02731	7-31 1210215-7	•• Tube	1
26	PAOZZ	96906	MS20819-2J	•• Sleeve, Flared, Tube	2
27	PAOZZ	88044	AN818-2J	•• Nut, Tube Coupling	2
28	MFOFF	02731	7-31 1210205	• Tube Assy, Metal	1
29	MFFZZ	02731	7-31 1210205-3	•• Tube	1
30	PAOZZ	96906	MS21922-4	•• Sleeve, Clinch, Tube	2
31	PAOZZ	96906	MS21921-4D	•• Nut, Tube Coupling	2
32	XDOZZ	02731	HS4367-2	•• Plate, Identificatio	1
33	PAOZZ	96906	MS21908D4	• Elbow, Tube	1
34	PAOZZ	88044	AN924-4D	• Nut, Plain, Hexagon	4
35	PAOZZ	96906	MS35276-259	• Screw, Machine	1
36	PAOZZ	25472	A84-1	• Valve, Bleeder, Hydra	1
37	PAOZZ	02731	7-31 1210250-2	• Valve, Bleeder, Hydra	1
38	PAOZZ	96906	MS24392J2	• Nipple, Tube	1
39	PAOZZ	96906	MS28778-2	• O-Ring	1
40	PAOZZ	96906	MS21907D4	• Elbow, Tube	1
41	PAOZZ	88044	AN960JD716L	• Washer, Flat	1
42	PAOZZ	66295	WWD48-58H	• Clamp, Hose	1
43	PAOZZ	02731	7-31 1210224-3	• Support, Tube	1
44	PAOZZ	02731	7-31 1210230-13	• Hose Assembly, Nonme	1
45	PAOZZ	88044	AN743Z13	• Bracket, Angle	1

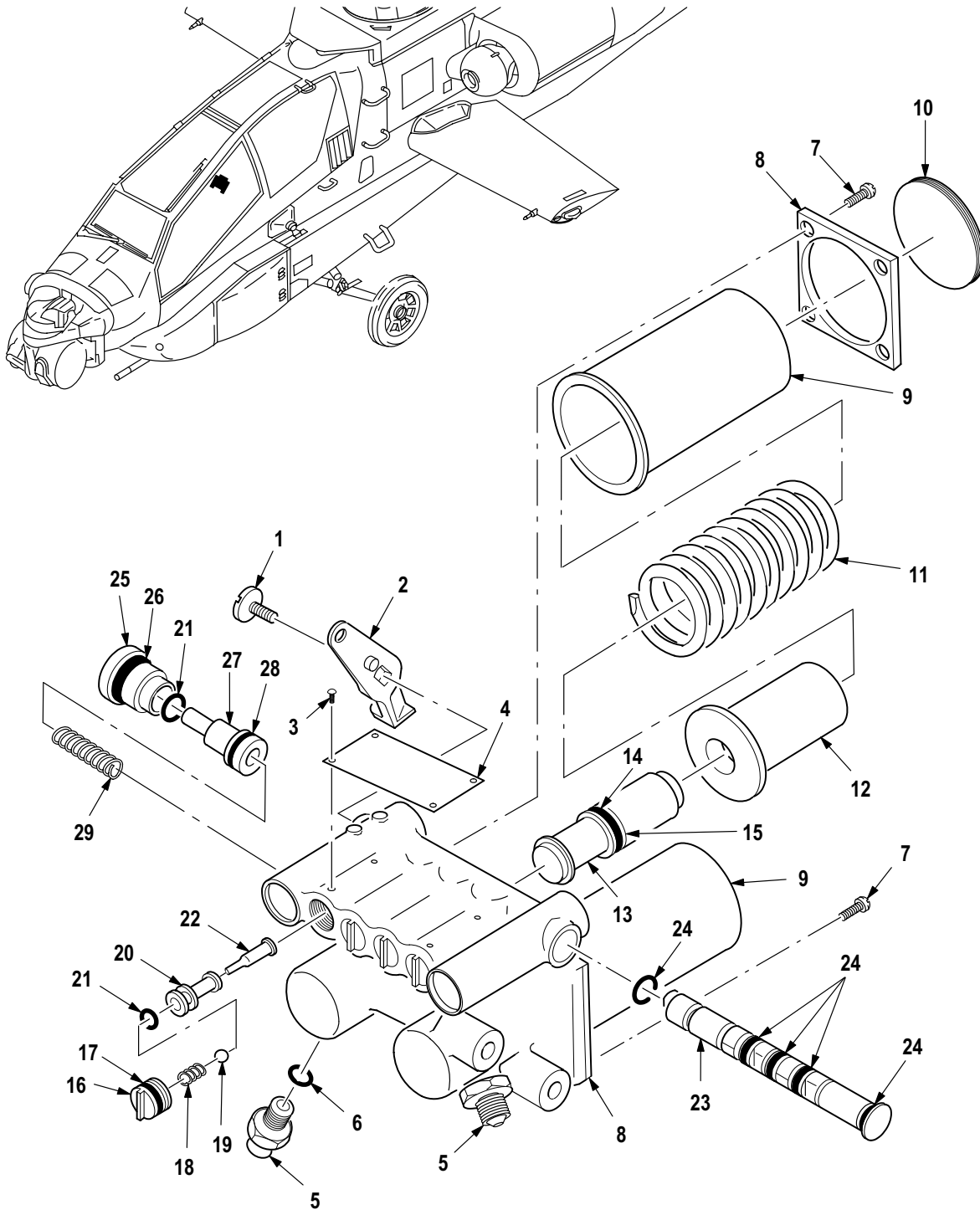
(1) ITEM NO.	(2) SMR CODE	(3) CAGE	(4) PART NUMBER	(5) DESCRIPTION AND USABLE ON CODE (UOC)	(6) QTY
46	PAOZZ	96906	MS21926-4D	• Elbow, Tube	3
47	PAOZZ	96906	MS27595-012	• Retainer, Packing	2
END OF FIGURE					



M09-640B

Figure 250. Group 03 Brake System Installation (Parking Brake Cable and Valves)
7-31 1210200-603

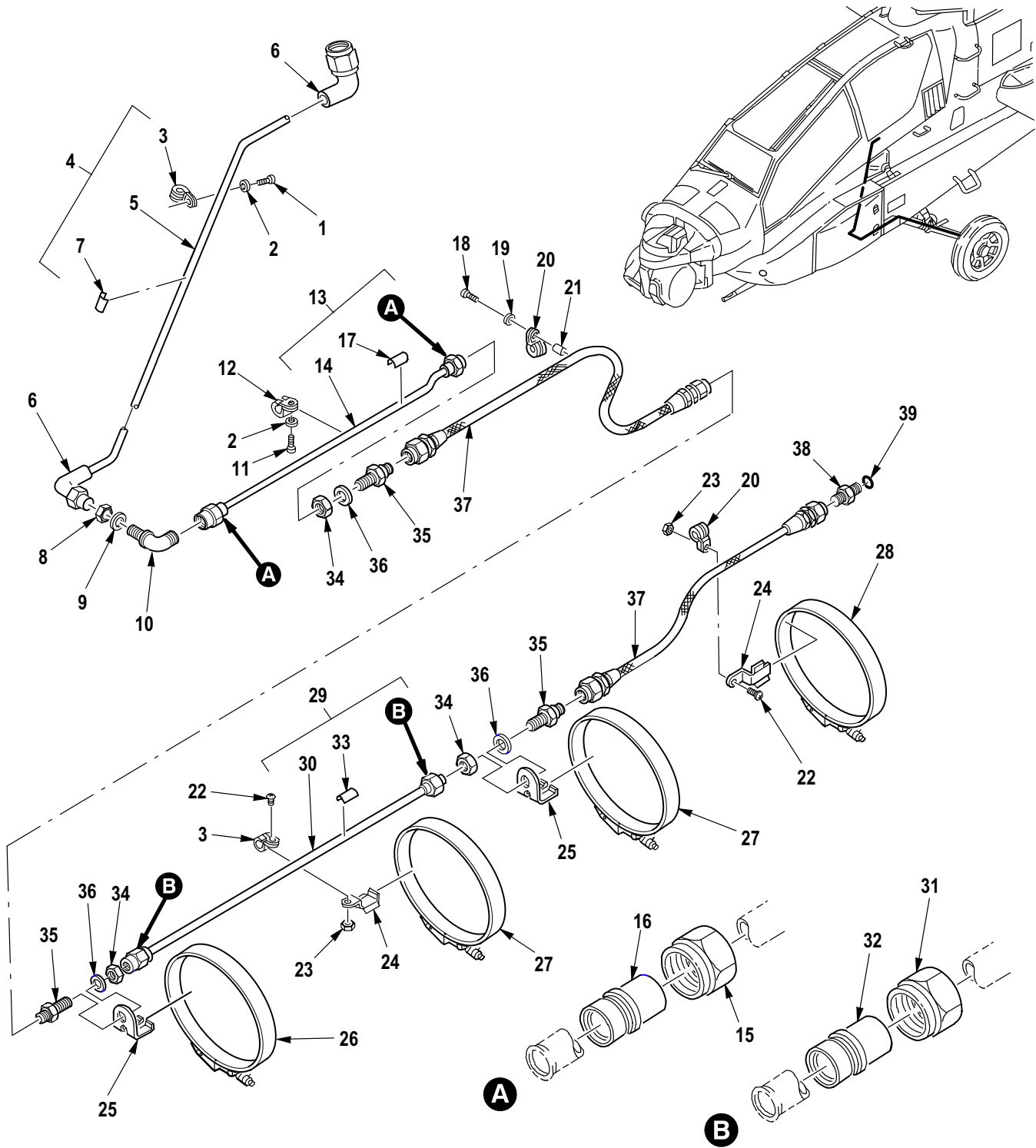
(1) ITEM NO.	(2) SMR CODE	(3) CAGE	(4) PART NUMBER	(5) DESCRIPTION AND USABLE ON CODE (UOC)	(6) QTY
				Group 03 Landing Gear Fig. 250 Brake System Installation (Parking Brake Cable and Valves) 7-31 1210200-603 See Fig. 232 for NHA	
1	PAOZZ	80205	NAS623-3-2	• Screw, Machine	4
2	PAOZZ	88044	AN960JD10	• Washer, Flat	25
3	XDOOO	02731	7-1 11412036	• Bracket Assy	1
4	PAOZZ	02731	HS4174-2	•• Nut, Self-Locking, Pl	4
5	PAOZZ	80205	NAS623-3-3	• Screw, Machine	10
6	PAOZZ	02731	HS4501D04NB	• Clamp, Loop	1
7	PAOZZ	96906	MS24665-153	• Pin, Cotter	1
8	PAOZZ	88044	AN960C10L	• Washer, Flat	2
9	PAOZZ	96906	MS20392-2C13	• Pin, Straight, Headed	1
10	PAOZZ	02731	7-21 1210210-3	• Control Assembly, Pu	1
11	PAOZZ	02731	7-1 11412042	• Spring, Helical, Exte	1
12	PAOZZ	80205	NAS1403-62	• Screw, Machine	2
13	PAOZZ	80205	MS21042-3	• Nut, Self-Locking, Ex	4
14	XDOZZ	02731	7-1 11412033-3	• Bracket, Xfr VMtg	1
15	XDOZZ	02731	7-1 11412033-5	• Bracket, Xfr VMtg	1
16	PAOFF	02731	7-1 11412024	• Valve, Brake Control	2
17	PAFZZ	88044	AN502-10-8	•• Screw, Machine	4
18	PAFZZ	99643	13684-3	•• Cap, Valve	1
19	PAFZZ	96906	MS28775-028	•• O-Ring	1
20	PAFZZ	99643	13688	•• Spring, Helical, Comp	1
21	PAFZZ	99643	13653	•• Poppet, Valve	1
22	PAFZZ	99643	11085	•• Disk, Solid, Plain	1
23	PAFZZ	99643	13686	•• Cap, Valve, Hydraulic	1
24	PAFZZ	99643	13687	•• Spring, Helical, Comp	1
25	PAFZZ	99643	13685	•• Piston, Hydraulic Br	1
26	PAFZZ	96906	MS28775-218	•• O-Ring	1
27	PAOZZ	96906	MS35207-261	•• Screw, Machine	1
28	PAFZZ	96906	MS35338-43	•• Washer, Lock	1
29	PAOZZ	25472	A84-1	•• Valve, Bleeder, Hydra	1
30	XDFZZ	99643	33288-3	•• Plate, Ident	1
31	PAOZZ	80205	NAS623-3-66	• Screw, Machine	2
32	XDOZZ	02731	7-1 11412034-1	• Bracket, Mounting LH	1
33	PAOZZ	80205	NAS623-3-4	• Screw, Machine	9
34	XDOZZ	02731	7-1 11412034-2	• Bracket, Mounting RH	1
35	PAOFF	02731	7-1 11412022	• Valve, Rotary, Direct (See Fig. 251 for Breakdown)	1
36	XDOOO	02731	7-1 11412035	• Bracket Assy	1
37	PAOZZ	96906	MS21062L3	•• Nut, Self-Locking, Pl	4
38	PAOZZ	02731	HS4174-2	•• Nut, Self-Locking, Pl	14
END OF FIGURE					



M09-639B

Figure 251. Group 03 Valve, Rotary, Direct
7-1 11412022 (02731)

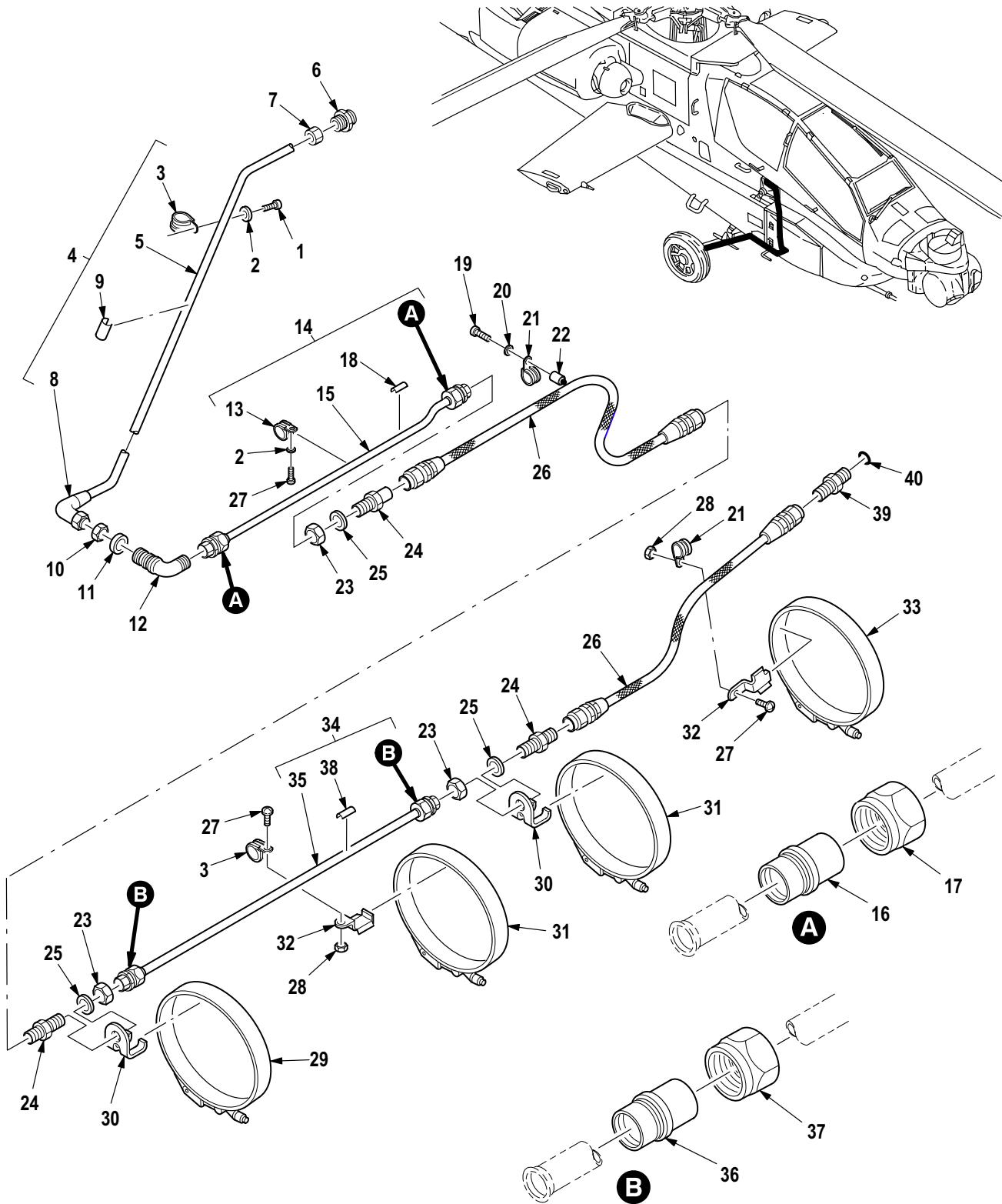
(1) ITEM NO.	(2) SMR CODE	(3) CAGE	(4) PART NUMBER	(5) DESCRIPTION AND USABLE ON CODE (UOC)	(6) QTY
				Group 03 Landing Gear Fig. 251 Valve, Rotary, Direct 7-1 11412022 (02731) See Fig. 250 for NHA	
1	PAOZZ	99643	11174	• Screw, Valve, Brake	1
2	PAOZZ	99643	11169-5	• Lever, Valve, Brake	1
3	PAFZZ	96906	MS21318-7	• Screw, Drive	4
4	XDFZZ	99643	11156-5	• Plate, Ident	1
5	PAFZZ	99643	35593	• Fitting, Piston Assy	2
6	PAFZZ	96906	MS28775-006	• O-Ring	2
7	PAFZZ	88044	AN503-8-6	• Screw, Machine	8
8	PAFZZ	99643	11167	• Plate, Valve, Brake	2
9	PAFZZ	99643	11168	• Cap, Valve	2
10	PAFZZ	99643	11175	• Plate, Valve, Brake	2
11	PAFZZ	99643	11173	• Spring, Valve, Brake	2
12	PAFZZ	99643	11164	• Guide, Valve, Brake	2
13	PAFZZ	99643	11163-5	• Piston, Valve, Brake	2
14	PAFZZ	96906	MS28775-1 12	• Packing, Preformed	2
15	PAFZZ	96906	MS28782-10	• Retainer, Packing	2
16	PAFZZ	99643	11166	• Cap, Valve, Brake	4
17	PAFZZ	81349	M83461/1-012	• O-Ring	4
18	PAFZZ	99643	11172	• Spring, Valve, Brake	4
19	PAFZZ	96906	MS19061-20005	• Ball, Bearing	4
20	PAFZZ	99643	11159-5	• Seat, Brake Valve	4
21	PAFZZ	96906	MS28775-008	• O-Ring	5
22	PAFZZ	99643	11161	• Lifter, Valve, Hydrau	4
23	PAFZZ	99643	11158	• Cam, Valve, Brake	1
24	PAFZZ	96906	MS28775-010	• O-Ring	5
25	PAFZZ	99643	11165	• Cap, Valve	1
26	PAFZZ	96906	MS28775-1 10	• Packing, Preformed	1
27	PAFZZ	99643	11162	• Piston, Valve, Brake	1
28	PAFZZ	96906	MS28775-01 1	• Packing, Preformed	1
29	PAFZZ	99643	11171	• Spring, Valve, Brake	1
END OF FIGURE					



M09-037H

Figure 252. Group 03 Brake System Installation (AFT Lower Tubing) (Left Side)
7-31 1210200-603

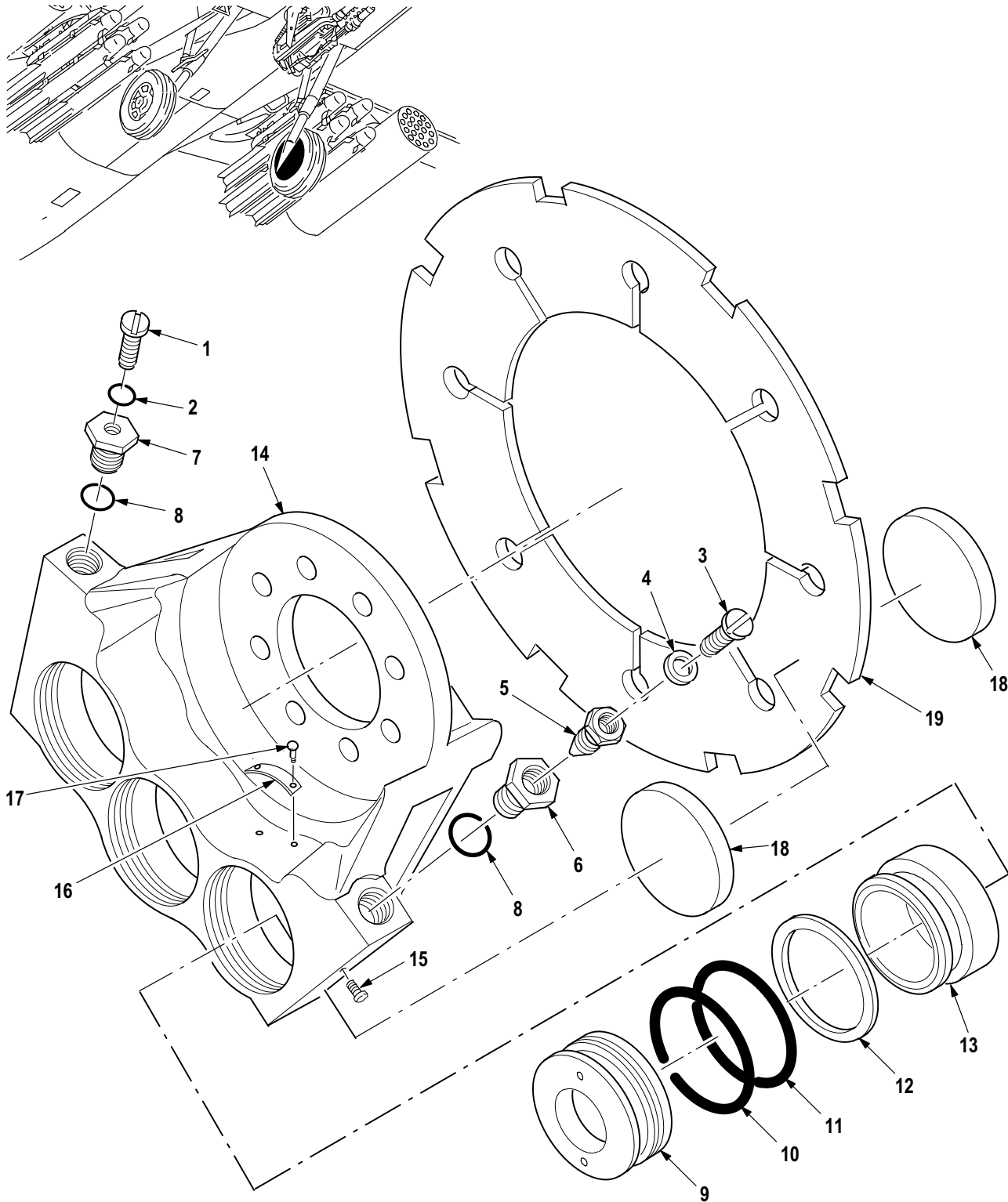
(1) ITEM NO.	(2) SMR CODE	(3) CAGE	(4) PART NUMBER	(5) DESCRIPTION AND USABLE ON CODE (UOC)	(6) QTY
				Group 03 Landing Gear Fig. 252 Brake System Installation (AFT Lower Tubing) (Left Side) 7-31 1210200-603 See Fig. 232 for NHA	
1	PAOZZ	80205	NAS603-8	• Screw, Machine	1
2	PAOZZ	88044	AN960JD10L	• Washer, Flat	2
3	PAOZZ	02731	TA12C59D04NB	• Clamp, Loop	1
4	MFOFF	02731	7-31 1210220	• Tube Assy, Metal	1
5	MFFZZ	02731	7-31 1210220-3	•• Tube	1
6	PAOZZ	02731	HS4519-4D	•• Elbow, Tube	2
7	XDOZZ	02731	HS4367-2	•• Plate, Identificatio	1
8	PAOZZ	88044	AN924-4D	• Nut, Plain, Hexagon	1
9	PAOZZ	88044	AN960JD716L	• Washer, Flat	1
10	PAOZZ	96906	MS21908D4	• Elbow, Tube	2
11	PAOZZ	80205	NAS623-3-2	• Screw, Machine	1
12	PAOZZ	96906	MS21919WDF4	• Clamp, Loop	1
13	MFOFF	02731	7-31 1210221-7	• Tube Assy, Metal	1
14	MFFZZ	02731	7-31 1210221-5	•• Tube	1
15	PAOZZ	96906	MS21921-4D	•• Nut, Tube Coupling	2
16	PAOZZ	96906	MS21922-4	•• Sleeve, Clinch, Tube	2
17	XDOZZ	02731	HS4367-2	•• Plate, Identificatio	1
18	PAOZZ	80205	NAS623-3-8	• Screw, Machine	2
19	PAOZZ	88044	AN960C10L	• Washer, Flat	1
20	PAOZZ	96906	MS21919WDG6	• Clamp, Loop	2
21	PAOZZ	80205	NAS43DD3-20FC	• Spacer, Sleeve	1
22	PAOZZ	80205	NAS623-3-3	• Screw, Machine	2
23	PAOZZ	80205	MS21042-3	• Nut, Self-Locking, Ex	2
24	XDOZZ	02731	7-1 11412040	• Bracket, Clamp Sprt	3
25	XDOZZ	02731	7-1 11412037-3	• Bracket, Pipe	2
26	PAOZZ	96906	MS21920-39	• Clamp, Hose	2
27	PAOZZ	94581	MS21920-37	• Clamp, Hose	1
28	PAOZZ	96906	MS21920-33	• Clamp, Hose	1
29	MFOFF	02731	7-31 1210211-5	• Tube Assy, Metal	2
30	MFFZZ	02731	7-31 1210211-7	•• Tube	1
31	PAOZZ	96906	MS21921-4J	•• Nut, Tube Coupling	2
32	PAOZZ	96906	MS21922-4	•• Sleeve, Clinch, Tube	2
33	XDOZZ	02731	HS4367-2	•• Plate, Identificatio	1
34	PAOZZ	88044	AN924-4J	• Nut, Plain, Hexagon	4
35	PAOZZ	96906	MS21924J4	• Adapter, Straight, Tu	3
36	PAOZZ	88044	AN960JD716	• Washer, Flat	3
37	PAOZZ	02731	HS4406AA4-0200	• Hose Assembly, Nonme	2
38	PAOZZ	96906	MS21902J4	• Nipple, Boss	1
39	PAOZZ	81349	M83248/1-904	• Packing, Preformed	1
END OF FIGURE					



M09-1230D

Figure 253. Group 03 Brake System Installation (AFT Lower Tubing) (Right Side)
7-31 1210200-603

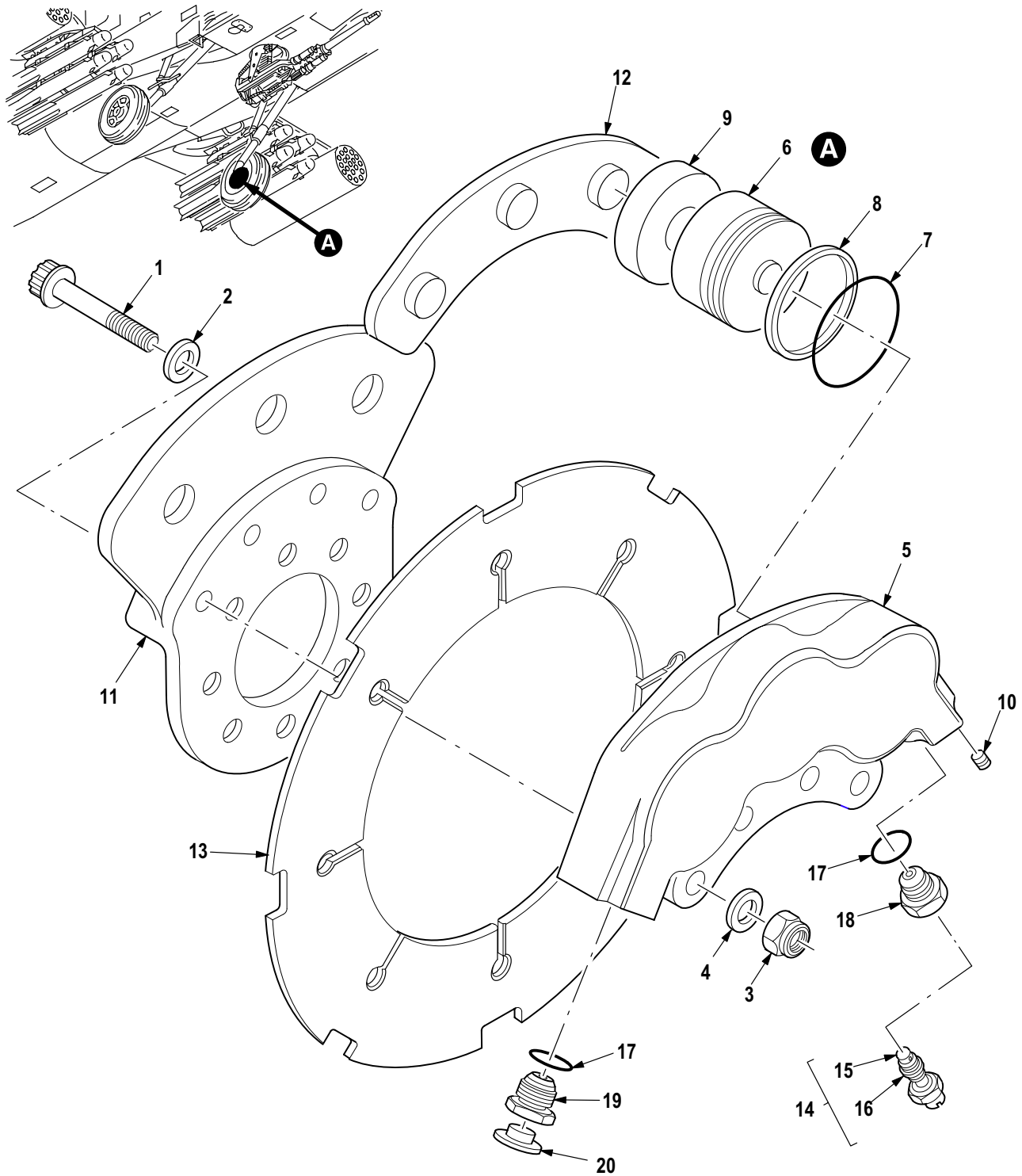
(1) ITEM NO.	(2) SMR CODE	(3) CAGE	(4) PART NUMBER	(5) DESCRIPTION AND USABLE ON CODE (UOC)	(6) QTY
				Group 03 Landing Gear Fig. 253 Brake System Installation (AFT Lower Tubing) (Right Side) 7-31 1210200-603 See Fig. 232 for NHA	
1	PAOZZ	80205	NAS1096-3-8	• Screw, Machine	2
2	PAOZZ	88044	AN960JD10L	• Washer, Flat	2
3	PAOZZ	02731	HS4501D04NB	• Clamp, Loop	1
4	MFOFF	02731	7-31 1210219	• Tube Assy, Metal	1
5	MFFZZ	02731	7-31 1210219-3	•• Tube	1
6	PAOZZ	96906	MS21922-4	•• Sleeve, Clinch, Tube	1
7	PAOZZ	96906	MS21921-4D	•• Nut, Tube Coupling	1
8	PAOZZ	02731	HS4519-4D	•• Elbow, Tube	1
9	XDOZZ	02731	HS4367-2	•• Plate, Identificatio	1
10	PAOZZ	88044	AN924-4D	• Nut, Plain, Hexagon	1
11	PAOZZ	88044	AN960JD716L	• Washer, Flat	1
12	PAOZZ	96906	MS21908D4	• Elbow, Tube	1
13	PAOZZ	96906	MS21919WDF4	• Clamp, Loop	1
14	MFOFF	02731	7-31 1210222	• Tube Assy, Metal	1
15	MFFZZ	02731	7-31 1210222-3	•• Tube	1
16	PAOZZ	96906	MS21922-4	•• Sleeve, Clinch, Tube	2
17	PAOZZ	96906	MS21921-4D	•• Nut, Tube Coupling	2
18	XDOZZ	02731	HS4367-2	•• Plate, Identificatio	1
19	PAOZZ	80205	NAS623-3-8	• Screw, Machine	2
20	PAOZZ	88044	AN960C10L	• Washer, Flat	1
21	PAOZZ	96906	MS21919WDG6	• Clamp, Loop	2
22	PAOZZ	80205	NAS43DD3-20FC	• Spacer, Sleeve	1
23	PAOZZ	88044	AN924-4J	• Nut, Plain, Hexagon	4
24	PAOZZ	96906	MS21924J4	• Adapter, Straight, Tu	3
25	PAOZZ	88044	AN960JD716	• Washer, Flat	3
26	PAOZZ	02731	HS4406AA4-0200	• Hose Assembly, Nonme	2
27	PAOZZ	80205	NAS623-3-3	• Screw, Machine	3
28	PAOZZ	80205	MS21042-3	• Nut, Self-Locking, Ex	2
29	PAOZZ	96906	MS21920-39	• Clamp, Hose	2
30	XDOZZ	02731	7-1 11412037-3	• Bracket, Pipe	2
31	PAOZZ	94581	MS21920-37	• Clamp, Hose	1
32	XDOZZ	02731	7-1 11412040	• Bracket, Clamp Sprt	3
33	PAOZZ	96906	MS21920-33	• Clamp, Hose	1
34	MFOFF	02731	7-31 1210211-5	• Tube Assy, Metal	2
35	MFFZZ	02731	7-31 1210211-7	•• Tube	1
36	PAOZZ	96906	MS21922-4	•• Sleeve, Clinch, Tube	2
37	PAOZZ	96906	MS21921-4J	•• Nut, Tube Coupling	2
38	XDOZZ	02731	HS4367-2	•• Plate, Identificatio	1
39	PAOZZ	96906	MS21902J4	• Nipple, Boss	1
40	PAOZZ	81349	M83248/1-904	• Packing, Preformed	1
END OF FIGURE					



M09-026C

Figure 254. Group 03 Brake, Single Disk
7-31 1221000-15
(Goodyear P/N 5004563-3 (0B9R9))

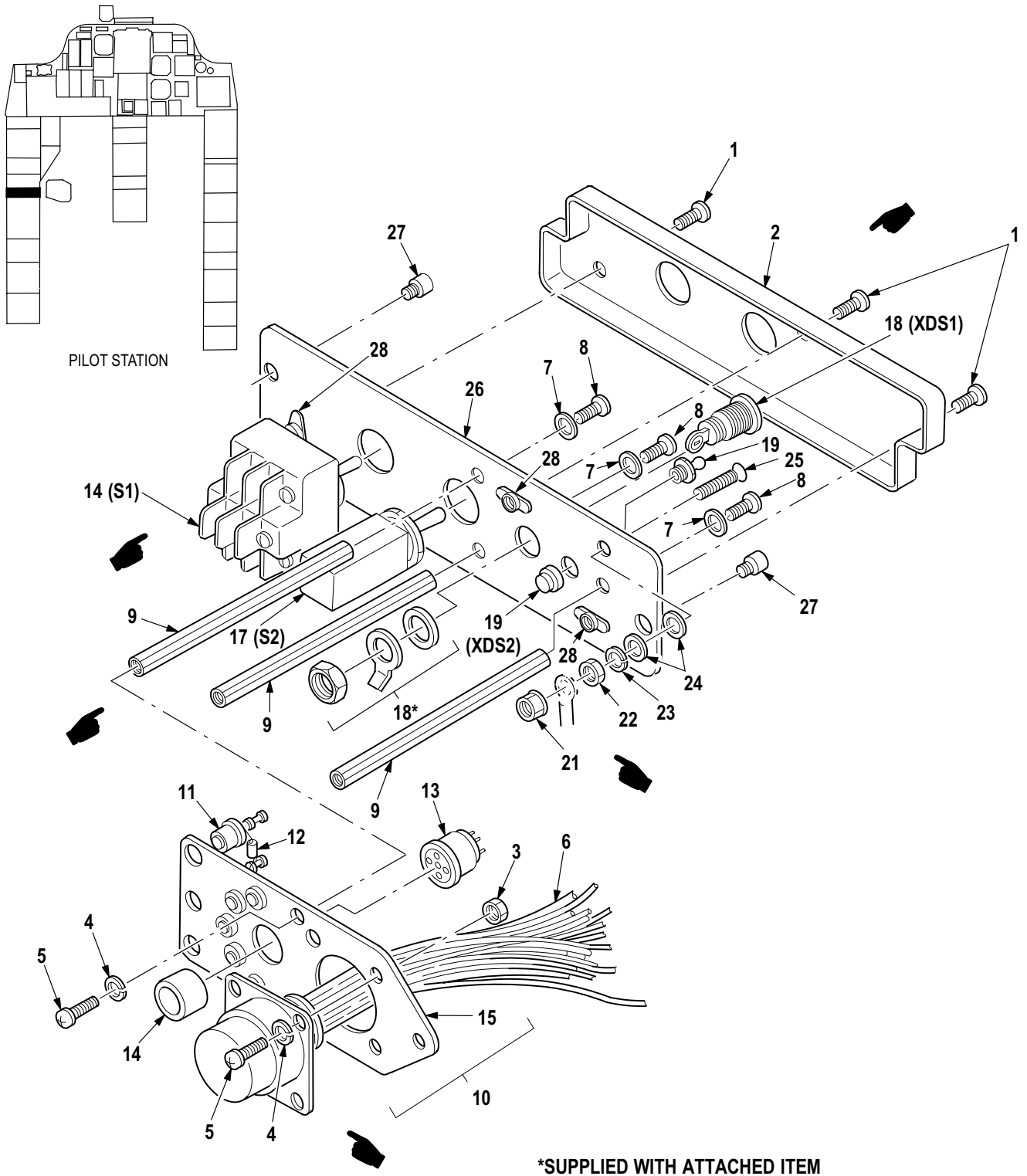
(1) ITEM NO.	(2) SMR CODE	(3) CAGE	(4) PART NUMBER	(5) DESCRIPTION AND USABLE ON CODE (UOC)	(6) QTY
				Group 03 Landing Gear Fig. 254 Brake, Single Disk 7-31 1221000-15 (Goodyear P/N 5004563-3 (0B9R9)) See Fig. 233 for NHA	
1	PAOZZ	97945	1604-73	• Plug, Protective, Dus	1
2	PAOZZ	96906	MS28778-4	• O-Ring	1
3	PAOZZ	96906	MS35266-59	• Screw, Machine	1
4	PAOZZ	80378	CVC754-220D13	• Washer, Flat	1
5	PAOZZ	25472	A84-1	• Valve, Bleeder, Hydra	1
6	XDOZZ	25500	9511157	• Adapter Bleeder Vlv	1
7	PAOZZ	0GTG2	512054	• Insert, Screw Thread	1
8	PAOZZ	96906	MS28778-8	• O-Ring	2
9	PAOZZ	0B9R9	5002319	• Head, Cylinder, Brake	3
10	XDOZZ	88044	AN6230-2	• Packing, Preformed	3
11	PAOZZ	81349	M25988/1-326	• O-Ring	3
12	PAOZZ	96906	MS28774-326	• Retainer, Packing	3
13	PAOZZ	0B9R9	5004561	• Piston, Brake Assy	3
14	XAOZZ	25500	5004565	• Housing, Sub-Assy	1
15	PAOZA	92555	PLGA1561010	•• Plug, Expansion	2
16	XDOZZ	25500	5004566	•• Plate, Ident Brake	1
17	PAOZZ	96906	MS21318-8	•• Screw, Drive	2
18	XDOZZ	0B9R9	5002595-1	• Lining, Friction	6
19	PAOZZ	0B9R9	5002627	• Disk, Brake	1
END OF FIGURE					



M09-1151B

Figure 255. Group 03 Brake, Single Disk
7-31 1221000-19
(Parker-Hannifin P/N 030-16802 (33269))

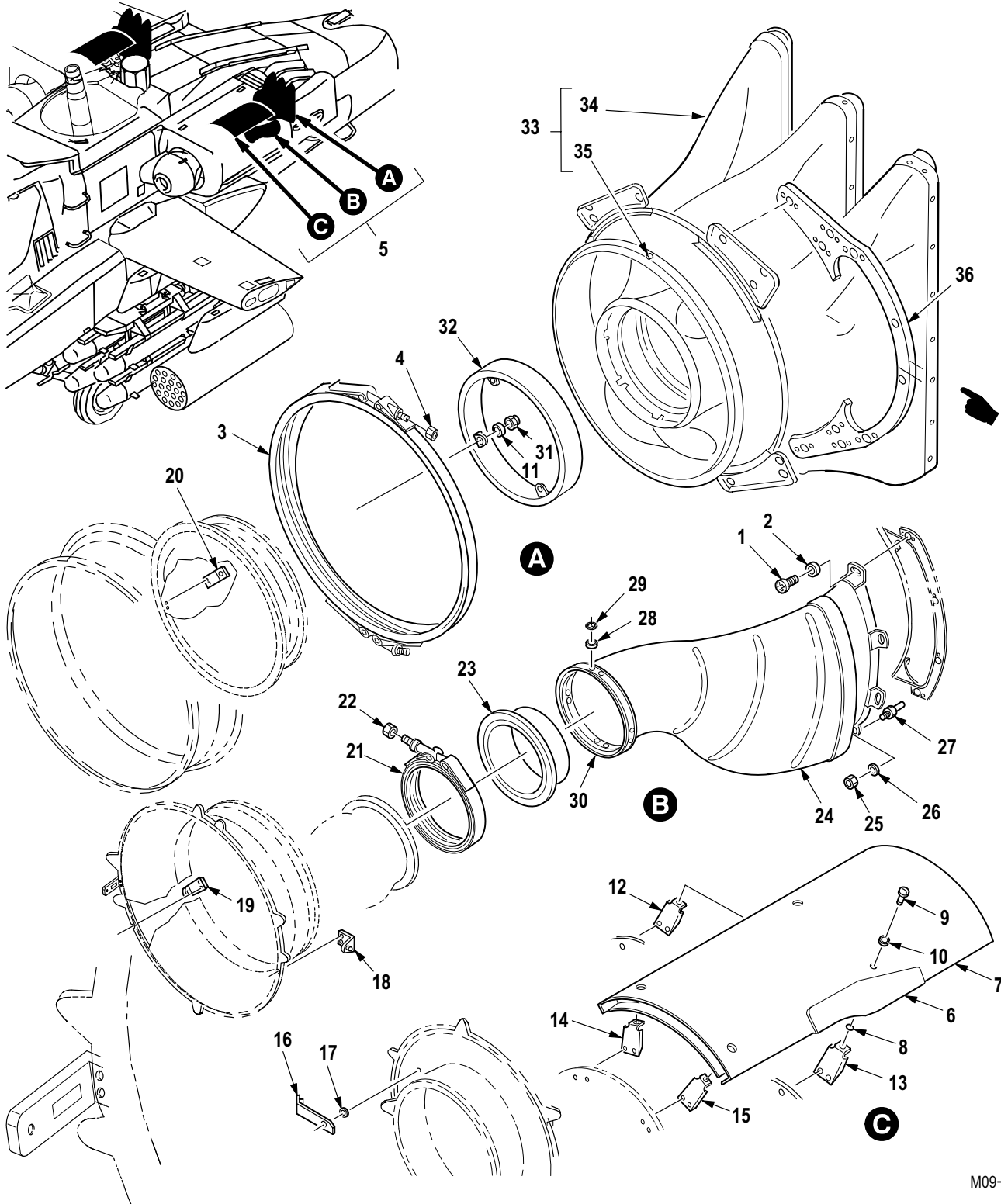
(1) ITEM NO.	(2) SMR CODE	(3) CAGE	(4) PART NUMBER	(5) DESCRIPTION AND USABLE ON CODE (UOC)	(6) QTY
				Group 03 Landing Gear Fig. 255 Brake, Single Disk 7-31 1221000-19 (Parker-Hannifin P/N 030-16802 (33269)) See Fig. 233 for NHA	
1	PAOZZ	96906	MS21250-06050	• Bolt, Shear	4
2	PAOZZ	96906	MS20002-C6	• Washer, Recessed	4
3	PAOZZ	96906	MS21045-6S	• Nut, Self-Locking, He	4
4	PAOZZ	96906	MS20002-6	• Washer, Flat	4
5	XAOOO	33269	091-16501	• Cylinder Assy	1
6	PAOOO	33269	092-06500	•• Piston, Hydraulic Br	3
7	PAOZZ	81349	M83461/1-327	••• O-Ring	3
8	PAOZZ	96906	MS28774-327	••• Retainer, Packing	3
9	PAOZZ	33269	088-01200	••• Insulator, Washer	3
10	PAOZZ	92555	PLGA2180010	•• Plug Assembly, Seali	2
11	PAOZZ	33269	065-15800	• Plate, Backing, Brake	1
12	PAOZZ	33269	109-00400	• Lining, Friction	2
13	PAOZZ	33269	159-01501	• Disc, Brake	1
14	PAOOO	33269	087-00600	• Valve, Bleeder, Hydra	1
15	XDOZZ	88044	AN502-10-5	•• Screw, Machine	1
16	PAOZZ	33269	095-01 100	•• Washer, Flat	1
17	PAOZZ	96906	MS28775-015	• O-Ring	2
18	PAOZZ	33269	081-00600	• Valve, Bleeder, Hydra	1
19	PAOZZ	33269	139-14700	• Restrictor, Fluid Fl	1
20	XDOZZ	33269	215-00300	• Insert, Electrical C	1
END OF FIGURE					



M09-181F

Figure 256. Group 04 Panel Assembly, Emergency Power Check
7-31 1660031

(1) ITEM NO.	(2) SMR CODE	(3) CAGE	(4) PART NUMBER	(5) DESCRIPTION AND USABLE ON CODE (UOC)	(6) QTY
				Group 04 Power Plants Fig. 256 Panel Assembly, Emergency Power Check 7-31 1660031 See Fig. 370 for NHA	
1	PAOZZ	80205	NAS601-9P	• Screw, Machine	3
2	PAOZZ	02731	7-21 1660033	• Panel, Indicating, Li	1
3	PAFZZ	80205	MS21042L04	• Nut, Self-Locking, Ex	4
4	PAFZZ	96906	MS35338-40	• Washer, Lock	7
5	PAFZZ	80205	NAS600-6P	• Screw, Machine	7
6	PAFZZ	02731	7-31 1B24613-003	• Wiring Harness	1
7	PAFZZ	88044	AN960JD4L	• Washer, Flat	3
8	PAFZZ	02731	HS4717-440-6	• Screw, Machine	3
9	PAFZZ	80205	NAS1786A04-48	• Post, Electrical-Mec	3
10	PAFFF	02731	7-31 1660030	• Relay Sub Assembly	1
11	PAFZZ	02731	HS4093-2	• • Terminal, Stud	8
12	PAFZZ	81349	RLR07C1500FS	• • Resistor, Fixed, Film	2
13	PAFZZ	81349	M39016/7-021P	• • Relay, Electromagnet	1
14	PAFZZ	02731	HS5050-0503	• • Socket, Plug-In Elec	1
15	PAFZZ	02731	7-31 1660029	• • Bracket, Electrical	1
16	PAFZZ	96906	MS24525-27	• Switch, Toggle	1
17	PAFZZ	96906	MS21347-271	• Switch, Toggle	1
18	PAFZA	96906	MS90335-3	• Connector, Receptacl	1
19	PAOZZ	02731	HS4884-121	• Lampholder Assembly	1
20	PAOZZ	96906	MS3338-6839	• Lamp, Incandescent	1
21	PAFZZ	80205	MS21042L06	• Nut, Self-Locking, Ex	1
22	PAFZZ	80205	NAS671C6	• Nut, Plain, Hexagon	1
23	PAFZZ	96906	MS35338-41	• Washer, Lock	1
24	PAFZZ	88044	AN960JD6L	• Washer, Flat	2
25	PAFZZ	96906	MS24693S30	• Screw, Machine	1
26	XDOFF	02731	7-21 1660032-5	• Support, Panel	1
27	PAFZZ	02731	HS4148-1	• • Stud Assembly, Turnl	2
28	PAFZZ	96906	MS21075L06N	• • Nut, Self-Locking, Pl	3
END OF FIGURE					

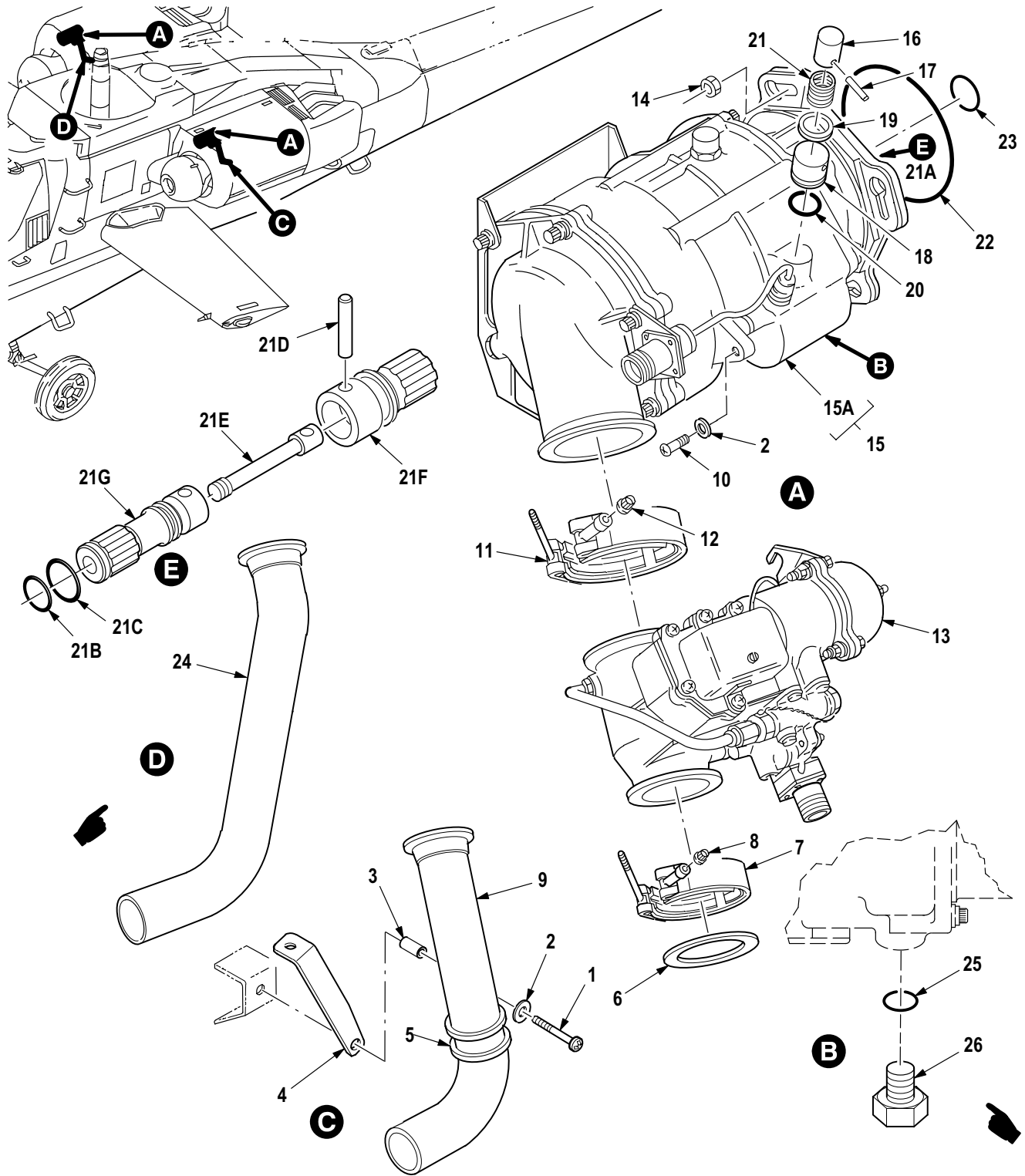


M09-045L

Figure 257. Group 04 Engine Subsystems Installation
 (Inlet Particle Separator and Primary Nozzle)
 7-31 1670000-3 LH, 7-311670000-5 RH (Usbl Eff 82-23355 thru 88-0284)
 7-31 1670003-1 LH, 7-311670003-3 RH (Usbl Eff 89-0192 and Subs)

(1) ITEM NO.	(2) SMR CODE	(3) CAGE	(4) PART NUMBER	(5) DESCRIPTION AND USABLE ON CODE (UOC)	(6) QTY
				Group 04 Power Plants Fig. 257 Engine Subsystems Installation (Inlet Particle Separator and Primary Nozzle) 7-31 1670000-3 LH (Usbl Eff 82-23355 thru 88-0284) 7-31 1670003-1 LH (Usbl Eff 89-0192 and Subs) 7-31 1670000-5 RH (Usbl Eff 82-23355 thru 88-0284) 7-31 1670003-3 RH (Usbl Eff 89-0192 and Subs)	
1	PAOZZ	80205	NAS563C17	• Bolt, Machine	3
2	PAOZZ	80205	NAS1149C0332R	• Washer, Flat	3
3	PAOZZ	02731	7-1 17700001	• Coupling Assembly, B	1
4	PAOZZ	00624	MMM66144-1 1	•• Nut, Self-Locking, Ex	1
5	XCOFF	02731	7-31 1670001-603	• Engine Buildup Assy LH (Usbl Eff 82-23355 thru 88-0284)	1
5	XCOFF	02731	7-31 1670001-605	• Engine Buildup Assy RH (Usbl Eff 82-23355 thru 88-0284)	1
5	XCOFF	02731	7-31 1670009-1	• Engine Buildup Assy LH (See Fig. 283 for Breakdown) (Usbl Eff 89-0192 and Subs)	1
5	XCOFF	02731	7-31 1670009-3	• Engine Buildup Assy RH (See Fig. 285 for Breakdown) (Usbl Eff 89-90192 and Subs)	1
6	XCOOO	02731	7-31 1670037-3	•• IPS and Shroud Inst LH	1
6	XCOOO	02731	7-31 1670037-5	•• IPS and Shroud Inst RH	1
7	PAOOO	02731	7-31 1670017	••• Shroud Assembly	1
8	PAOZZ	02731	HS4389-1	•••• Ring, Retaining	4
9	XDOZZ	02731	HS4943-9241	•••• Stud, Turnlock Faste	4
10	PAOZZ	88044	AN960XC10L	•••• Washer, Flat	4
11	PAOZZ	88044	AN960C10L	••• Washer, Flat	4
12	PAOZZ	02731	7-31 1670008-2	••• Support Assy, Shroud	1
13	PAOZZ	02731	7-31 1670008-1	••• Support Assy, Shroud	1
14	PAOZZ	02731	7-31 1670006-7	••• Support Assy, Shroud	1
15	PAOZZ	02731	7-31 1670007	••• Support Assy, Shroud	1
16	PAOZZ	02731	7-31 1670045-9	••• Bracket, Angle (U/O P/N 7-311670037-3)	1
17	PAOZZ	96906	MS15795-807	••• Washer, Flat (U/O P/N 7-311670037-3)	1
18	PAOZZ	02731	7-31 1670044	••• Bracket, Angle (U/O P/N 7-311670037-5)	1
19	PAOZZ	02731	7-31 1670042	••• Bracket, Angle (U/O P/N 7-311670037-5)	1
20	PAOZZ	02731	7-31 1670041	••• Bracket, Angle (U/O P/N 7-311670037-5)	1
21	PAOZZ	02731	7-31 1670019-3	••• Clamp, Rim Clenching	1
22	PAOZZ	00624	MMM66411-02	•••• Nut, Self-Locking, Ex	1
23	PAOZZ	02731	7-31 1670012	••• Adapter, Flange	1
24	PAOOO	02731	7-31 1670023	••• Duct Assembly, Air C	1
25	PAOZZ	96906	MS21045C3	•••• Nut, Self-Locking, He	2
26	PAOZZ	88044	AN960C10L	•••• Washer, Flat	1
27	PAOZZ	02731	7-31 1670015	•••• Pin, Straight, Thread	1
28	PAOZZ	88044	AN960KD5	•••• Washer, Flat	8
29	PAOZZ	02731	HS5049-0001	•••• Push On Nut	8
30	PAOZZ	02731	7-31 1670039-3	•••• Strap, Retaining	2
31	PAOZZ	96906	MS20500-1032	••• Nut, Self-Locking, He	4
32	PAOZZ	02731	7-21 1630112	••• Seal Ring, Metal	1
33	PAOOO	8V613	7-31 1632302-9	• Heat Shield, Exhaust	1
34	XAOOO	02731	7-31 1632102-3	•• Nozzle Assy, LH Eng	1

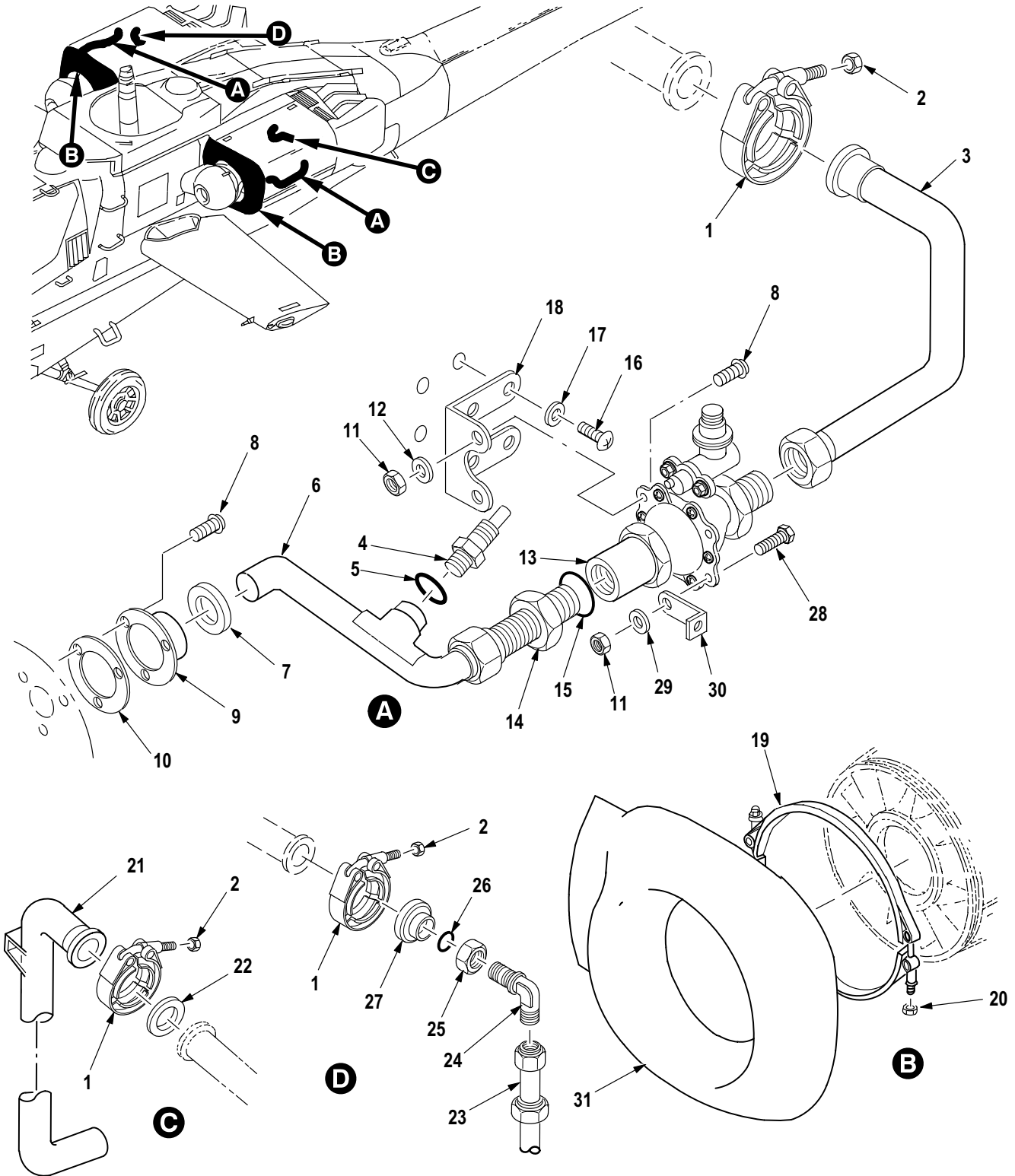
(1) ITEM NO.	(2) SMR CODE	(3) CAGE	(4) PART NUMBER	(5) DESCRIPTION AND USABLE ON CODE (UOC)	(6) QTY
35	PAOZZ	96906	MS171522	· · · Pin, Spring	1
36	PAOZZ	8V613	7-31 1632107-9	· Support, Structural	1
END OF FIGURE					



M09-048G

Figure 258. Group 04 Engine Starter Installation
7-31 1670200-7
7-31 1670200-9

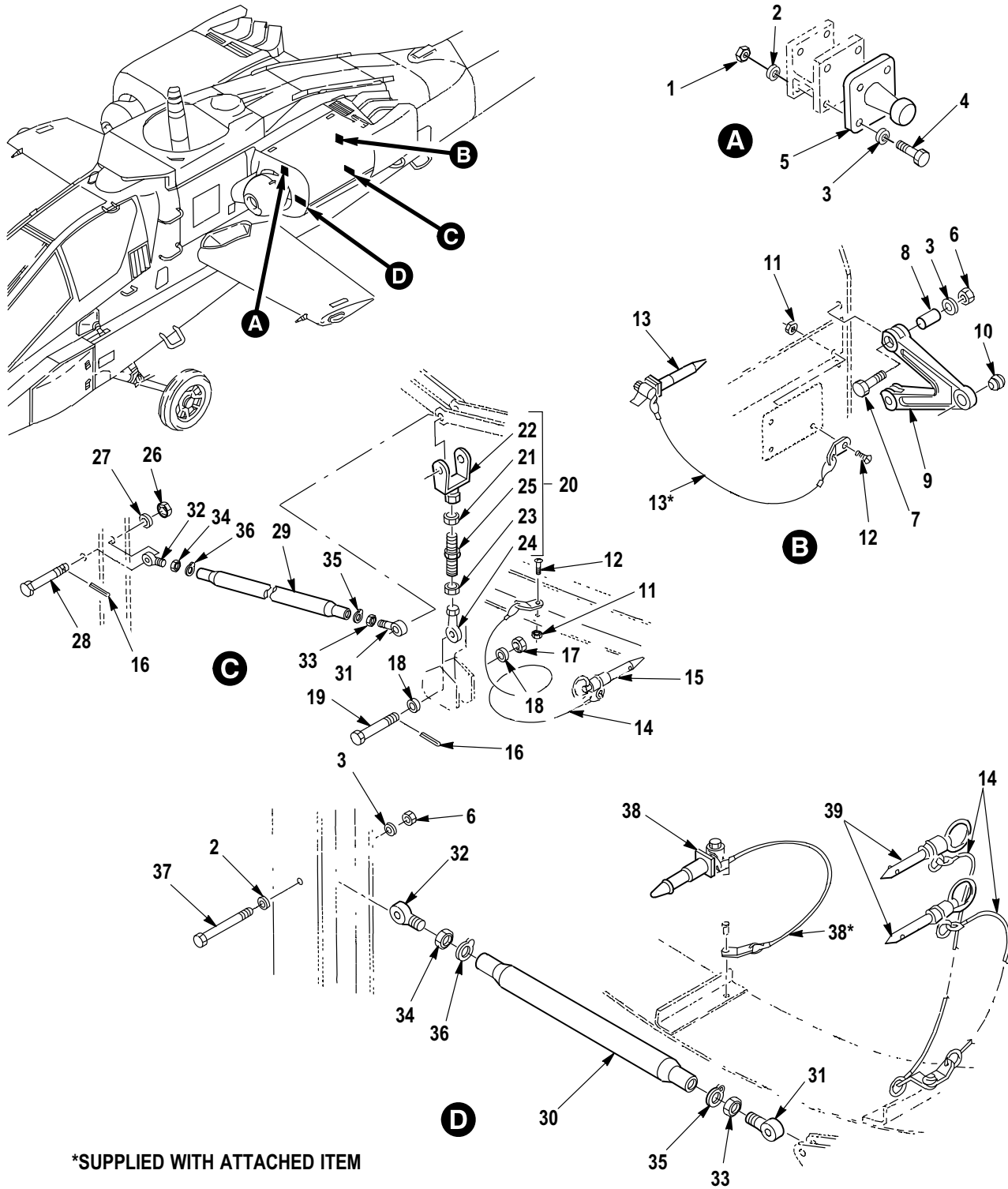
(1) ITEM NO.	(2) SMR CODE	(3) CAGE	(4) PART NUMBER	(5) DESCRIPTION AND USABLE ON CODE (UOC)	(6) QTY
				Group 04 Power Plants Fig. 258 Engine Starter Installation 7-31 1670200-7 7-31 1670200-9	
1	XDOZZ	80205	NAS623-3-1 1	• Screw, Machine	1
2	PAOZZ	88044	AN960C10L	• Washer, Flat	2
3	PAOZZ	80205	NAS43HT3-31	• Spacer, Sleeve	1
4	PAOZZ	02731	7-31 1670045-9	• Bracket, Angle	1
5	PAOZZ	98897	LS7357SST24	• Clamp, Loop	1
6	PAOZZ	8V613	7-31 1670325	• Gasket	1
7	PAOZZ	02731	7-31 1670204-5	• Coupling, Clamp, Groo	1
8	PAOZZ	00624	MMM66411-02	• Nut, Self-Locking, Ex	1
9	PAOZZ	02731	7-31 1670201-3	• Tube Assembly, Metal	1
10	PAOZZ	80205	NAS1096-3-13	• Screw, Machine	1
11	PAOZZ	02731	7-31 1670205-3	• Coupling Assembly, Q	1
12	PAOZZ	00624	MMM66411-02	• Nut, Self-Locking, Ex	1
13	PAODD	02731	7-1 16320001-5	• Valve, Regulating, FI	4
14	PAOZZ	80205	MS21042-5	• Nut, Self-Locking, Ex	4
15	PAODD	02731	7-1 16320000-9	• Starter, Engine, Air	1
15A	PAODD	59364	35005301-8-1	• Starter Assembly	1
16	PAOZZ	59364	3503225-1	••• Cap, Filler Opening	1
17	PAOZZ	70210	S8152AW8-1-090	••• Pin, Straight, Headle	1
18	PAOZZ	59364	3501185-1	••• Cap, Filler Opening	1
19	PAOZZ	59364	3502346-1	••• Ring, Retaining	1
20	PAOZZ	81349	M83248/1-018	••• Packing, Preformed	1
21	PAOZZ	59364	3229954-1	••• Spring, Helical, Comp	1
21A	PAOOO	59364	3501614-3	••• Shaft Assembly, Outp	1
21B	PAOZZ	59364	3503615-1	•••• Ring, Retaining	1
21C	PAOZZ	81349	M83248/1-012	•••• O-Ring	1
21D	PAOZZ	59364	S9008BF246	•••• Pin, Straight, Headle	1
21E	PAOZZ	59364	3500959-2	•••• Shaft, Shouldered	1
21F	PAOZZ	59364	3500960-2	•••• Shaft, Decoupler	1
21G	PAOZZ	59364	3502025-2	•••• Shaft, Output	1
22	XDOZZ	96906	MS9241-151	• O-Ring	1
23	PAOZZ	81343	AS3551-1 13	• O-Ring	1
24	PAOZZ	02731	7-31 1670202-3	• Tube Assembly, Metal	1
25	PAOZZ	99193	S9413-555	• O-Ring	1
26	PAFZZ	88044	AN814-5DL	• Plug, Machine Thread	1
END OF FIGURE					



M09-049F

Figure 259. Group 04 Bleed Air and Anti-Icing System Installation
7-31 1670300-5
7-31 1670300-7

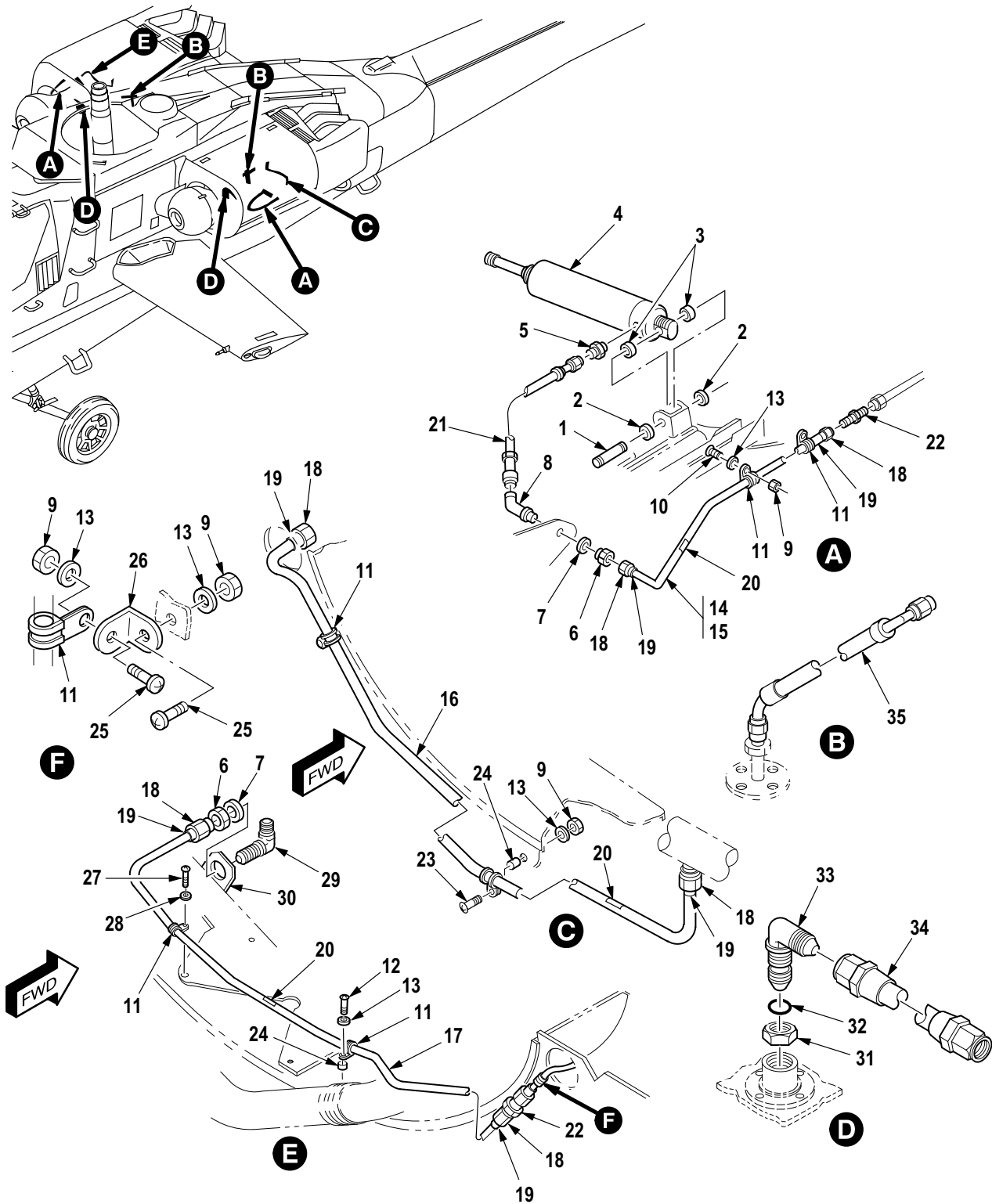
(1) ITEM NO.	(2) SMR CODE	(3) CAGE	(4) PART NUMBER	(5) DESCRIPTION AND USABLE ON CODE (UOC)	(6) QTY
				Group 04 Power Plants Fig. 259 Bleed Air and Anti-Icing System Installation 7-31 1670300-5 7-31 1670300-7	
1	PAOZZ	02731	7-31 1670314-5	• Coupling, Clamp, Groo	2
2	PAOZZ	00624	MMM66411-02	• • Nut, Self-Locking, Ex	1
3	PAOZZ	02731	7-31 1670317	• Tube Assembly, Metal LH	1
3	PAOZZ	02731	7-31 1670318	• Tube Assembly, Metal RH	1
4	PAOZZ	02731	7-31 1670322	• Switch, Thermostatic	1
5	PAOZZ	96906	MS9068-013	• O-Ring	1
6	PAOZZ	02731	7-21 1670315	• Tube Assembly, Metal LH	1
6	PAOZZ	02731	7-21 1670316	• Tube Assembly, Metal RH	1
7	PAOZZ	02731	HS4732-460-075	• Seal, Plain	1
8	PAOZZ	96906	MS51958-63	• Screw, Machine	5
9	PAOZZ	02731	7-31 1670307	• Support, Anti-Icing	1
10	PAOZZ	02731	7-21 1670313	• Gasket	1
11	PAOZZ	96906	MS21043-3	• Nut, Self-Locking, Ex	3
12	PAOZZ	80205	NAS1149C0332R	• Washer, Flat	4
13	PAODD	02731	7-21 1670301-3	• Valve, Anti-Icing	1
14	PAOZZ	96906	MS21902D12	• Nipple, Boss	1
15	PAOZZ	96906	MS9068-1 19	• O-Ring	1
16	PAOZZ	80205	NAS605-10P	• Screw, Machine	4
17	PAOZZ	88044	NAS1149D0516J	• Washer, Flat	4
18	PAOZZ	02731	7-21 1670320	• Support, Structural RH	1
18	PAOZZ	02731	7-21 1670321	• Support, Anti-Icing LH	1
19	PAOOO	02731	7-31 1670018-3	• Coupling Assembly, Q	1
20	PAOZZ	00624	MMM66411-02	• • Nut, Self-Locking, Ex	1
21	PAOZZ	02731	7-31 1670305-3	• Tube Assembly, Metal	1
22	PAOZZ	02731	7-21 1670308	• Orifice, Compressor	1
23	PAOZZ	02731	7-1 17700127-3	• Hose Assembly, Metal	1
24	PAOZZ	96906	MS21908J4	• Elbow, Tube	1
25	PAOZZ	88044	AN924-4J	• Nut, Plain, Hexagon	1
26	PAOZZ	96906	MS9068-012	• O-Ring	1
27	PAOZZ	02731	7-1 17700043	• Adapter, Straight, FI	1
28	PAOZZ	96906	MS51958-62	• Screw, Machine	1
29	PAOZZ	80205	NAS1149D0332J	• Washer, Flat	1
30	PAOZZ	88044	AN743-12	• Bracket, Angle	1
31	PAOOO	02731	7-31 1140160-39	• Air Inlet Assy (See Fig. 189 for Breakdown)	1
31	PAOOO	02731	7-31 1140160-40	• Inlet Assembly, Air (See Fig. 189 for Breakdown)	1
END OF FIGURE					



M09-685B

Figure 260. Group 04 Engine Nacelle Subsystem Installation (Rods and Supports)
7-31 1670100-3
7-31 1670100-5

(1) ITEM NO.	(2) SMR CODE	(3) CAGE	(4) PART NUMBER	(5) DESCRIPTION AND USABLE ON CODE (UOC)	(6) QTY
				Group 04 Power Plants Fig. 260 Engine Nacelle Subsystem Installation (Rods and Supports) 7-31 1670100-3 7-31 1670100-5	
1	PAOZZ	96906	MS21044N5	• Nut, Self-Locking, He	4
2	PAOZZ	96906	MS20002C5	• Washer, Recessed	5
3	PAOZZ	80205	NAS1149C0532B	• Washer, Flat	7
4	PAOZZ	96906	MS21250H05010	• Bolt, Shear	4
5	PAOZZ	02731	7-31 1670131-3	• Support, Engine Moun	1
6	PAOZZ	96906	MS21042L5	• Nut, Self-Locking, Ex	3
7	PAOZZ	02731	HS4057-1 1	• Bolt, Close Toleranc	2
8	PAOZZ	02731	HS5542-05003	• Bushing, Sleeve	2
9	PAOFF	02731	7-31 1670117-21	• Support, Engine Moun	1
10	PAFZZ	02731	HS4610-1506	• • Bearing, Plain, Spher	1
11	PAOZZ	80205	MS21042L3	• Nut, Self-Locking, Ex	3
12	PAOZZ	80205	NAS603-9P	• Screw, Machine	3
13	PAOZZ	02731	7-21 1670103	• Pin, Quick Release	1
14	PAOZZ	02731	HS4494-41200	• Wire Rope Assembly	3
15	PAOZZ	96906	MS17990C617	• Pin, Quick Release	1
16	PAOZZ	96906	MS24665-136	• Pin, Cotter	2
17	PAOZZ	88044	AN320C4	• Nut, Plain, Slotted, H	1
18	PAOZZ	02731	HS306A25H	• Washer, Flat	2
19	PAOZZ	80205	NAS6604DH36	• Bolt, Shear	1
20	AOOOO	02731	7-21 1670104	• Link Assy	1
21	PAOZZ	80205	NAS1423C6	• • Nut, Plain, Hexagon	1
22	PAOZZ	02731	7-21 1670108	• • Clevis, Rod End	1
23	PAOZZ	80205	NAS1423C5LH	• • Nut, Plain, Hexagon	1
24	XDOZZ	96906	MS21243S04L	• • Bearing, Plain, Rod E	1
25	PAOZZ	02731	7-1 17700111	• • Turnbuckle	1
26	PAOZZ	88044	AN320C5	• Nut, Plain, Slotted, H	1
27	PAOZZ	02731	HS306A28H	• Washer, Flat	2
28	PAOZZ	80205	NAS1305-36D	• Bolt, Shear	1
29	PAOOO	02731	7-21 1670106	• Connecting Link, Rig	1
30	PAOOO	02731	7-21 1670105-3	• Connecting Link, Rig	1
31	PAOZZ	02731	HS5293-1005	• • Bearing, Plain, Rod E	1
32	PAOZZ	02731	HS5293-1 106	• • Bearing, Plain, Rod E	1
33	PAOZZ	80205	NAS1423C6	• • Nut, Plain, Hexagon	1
34	PAOZZ	80205	NAS1423C7LH	• • Nut, Plain, Hexagon	1
35	PAOZZ	80205	NAS513-6	• • Washer, Key	1
36	PAOZZ	80205	NAS513-7	• • Washer, Key	1
37	PAOZZ	96906	MS21250-05036	• Bolt, Shear	1
38	PAOZZ	02731	7-21 1670101	• Pin, Quick Release	1
39	PAOZZ	96906	MS17990C423	• Pin, Quick Release	2
END OF FIGURE					



M09-686E

Figure 261. Group 04 Engine Nacelle Subsystem Installation (Cowl and Actuator Tubing)
 7-31 1670100-3
 7-31 1670100-5

(1) ITEM NO.	(2) SMR CODE	(3) CAGE	(4) PART NUMBER	(5) DESCRIPTION AND USABLE ON CODE (UOC)	(6) QTY
				Group 04 Power Plants Fig. 261 Engine Nacelle Subsystem Installation (Cowl and Actuator Tubing) 7-31 1670100-3 7-31 1670100-5	
1	PAOZZ	02731	7-21 1671069-5	• Pin, Grooved, Headles	1
2	PAOZZ	96906	MS16624-4025	• Ring, Retaining	2
3	PAOZZ	80205	NAS43DD4-8N	• Spacer, Sleeve	1
4	PAOOO	8V613	7-31 1670132	• Cylinder, Actuating,	1
5	PAOZZ	02731	7-1 17700189	• Nipple, Actuator	1
6	PAOZZ	98897	LS12906-184	• Nut, Plain, Hexagon	1
7	PAOZZ	88044	NAS1149D0763K	• Washer, Flat	1
8	PAOZZ	96906	MS21907D4	• Elbow, Tube	1
9	PAOZZ	80205	MS21042L3	• Nut, Self-Locking, Ex	4
10	PAOZZ	80205	NAS603-5P	• Screw, Machine	2
11	PAOZZ	96906	MS21919WCJ4	• Clamp, Loop	4
12	PAOZZ	80205	NAS623-3-10	• Screw, Machine	4
13	PAOZZ	80205	NAS1149C0332R	• Washer, Flat	4
14	MFOFF	02731	7-31 1670113	• Tube Assy LH	1
15	MFOFF	02731	7-31 1670114	• Tube Assy RH	1
16	MFOFF	02731	7-31 1670115	• Tube Assy LH	1
17	MFOFF	02731	7-31 1670116	• Tube Assy RH	1
18	PAOZZ	96906	MS21921-4J	• Nut, Tube Coupling	2
19	PAOZZ	96906	MS21922-4	• Sleeve, Clinch, Tube	2
20	XDOZZ	02731	HS4367-2	• Plate, Identificatio	1
21	PAOZZ	02731	7-1 17700127-3	• Hose Assembly, Metal	1
22	PAOZZ	96906	MS21902D4	• Nipple, Boss	1
23	PAOZZ	80205	NAS603-12P	• Screw, Machine LH	2
24	PAOZZ	80205	NAS43DD3-16	• Spacer, Sleeve	2
25	PAOZZ	80205	NAS603-9P	• Screw, Machine	2
26	PAOZZ	88044	AN743-12	• Bracket, Angle RH	1
27	PAOZZ	80205	NAS602-1 1P	• Screw, Machine RH	1
28	PAOZZ	80205	NAS1149CN832R	• Washer, Flat RH	1
29	PAOZZ	96906	MS21908D4	• Elbow, Tube RH	1
30	PAOZZ	02731	7-1 17700098	• Bracket, Angle RH	1
31	PAOZZ	81352	AN924-8D	• Nut, Plain, Hexagon	1
32	PAOZZ	96906	MS28778-8	• O-Ring	1
33	PAOZZ	96906	MS21908D8	• Elbow, Tube	1
34	PAOZZ	02731	7-31 1670419	• Hose Assembly, Nonme	1
35	PAOZZ	02731	7-21 1670035	• Hose Assembly, Metal RH	1
35	PAOZZ	02731	7-21 1670036	• Hose Assembly, Nonme LH	1
END OF FIGURE					

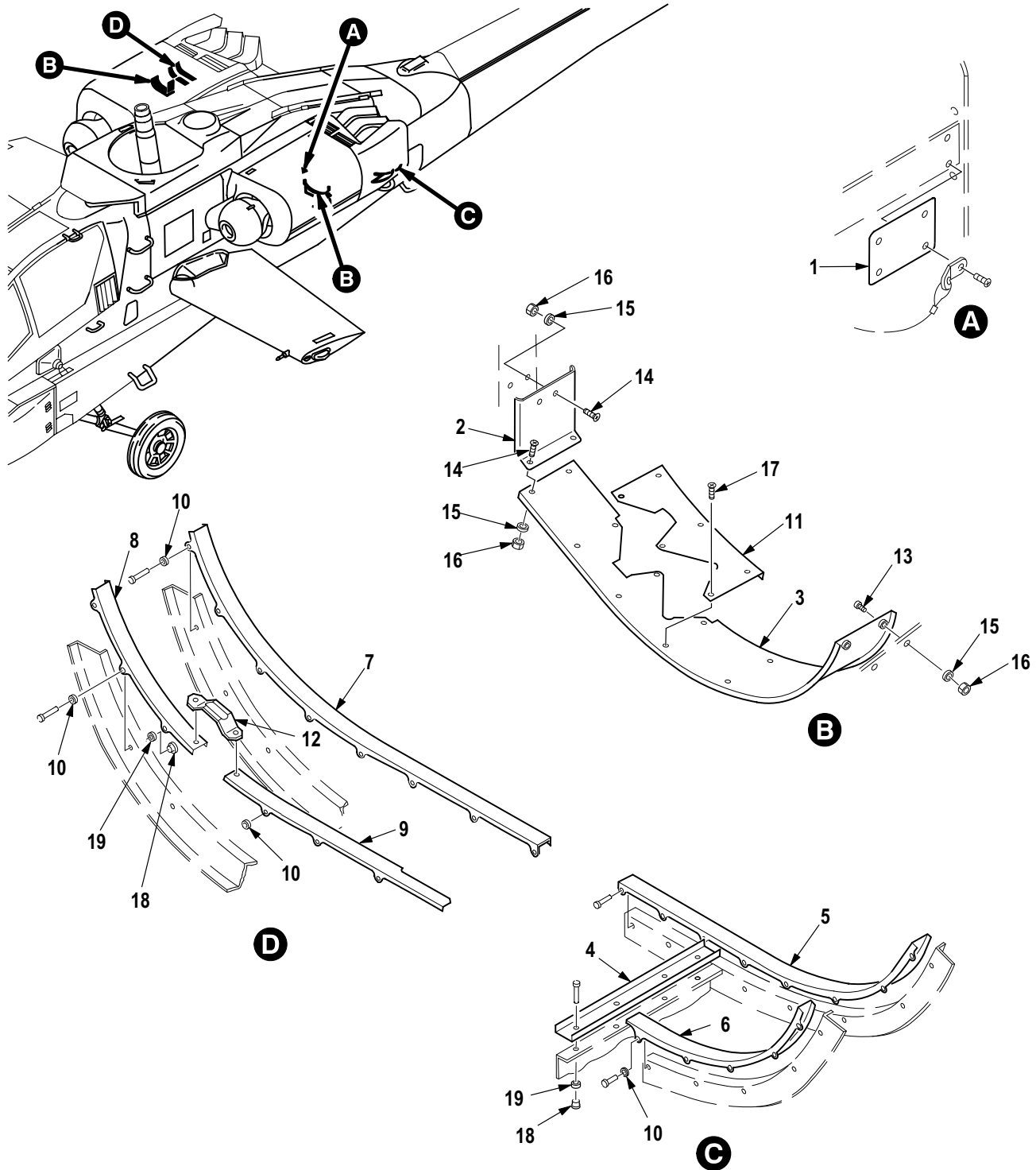
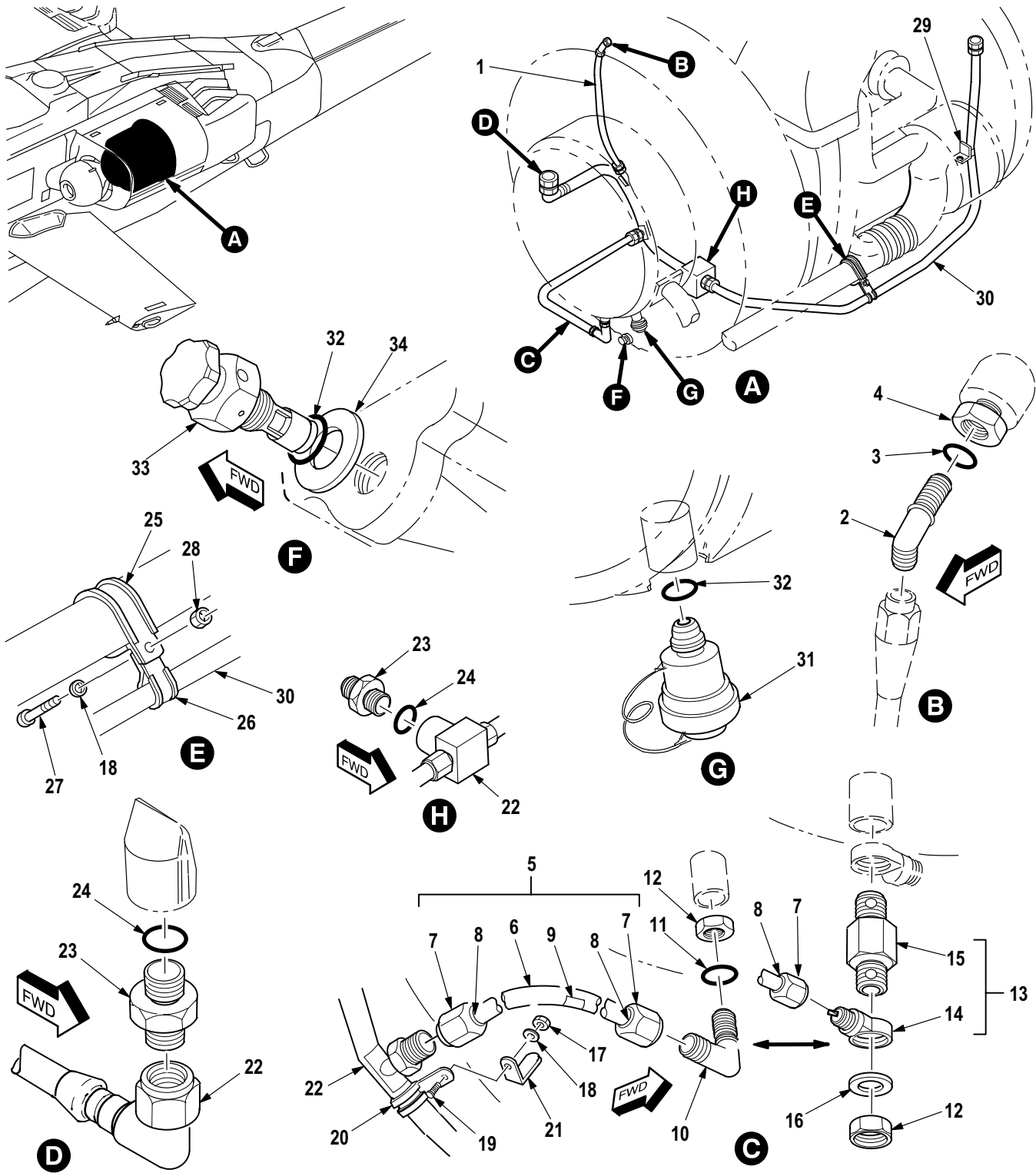


Figure 262. Group 04 Engine Nacelle Subsystem Installation (Radiation Shields)
7-31 1670100-3
7-31 1670100-5

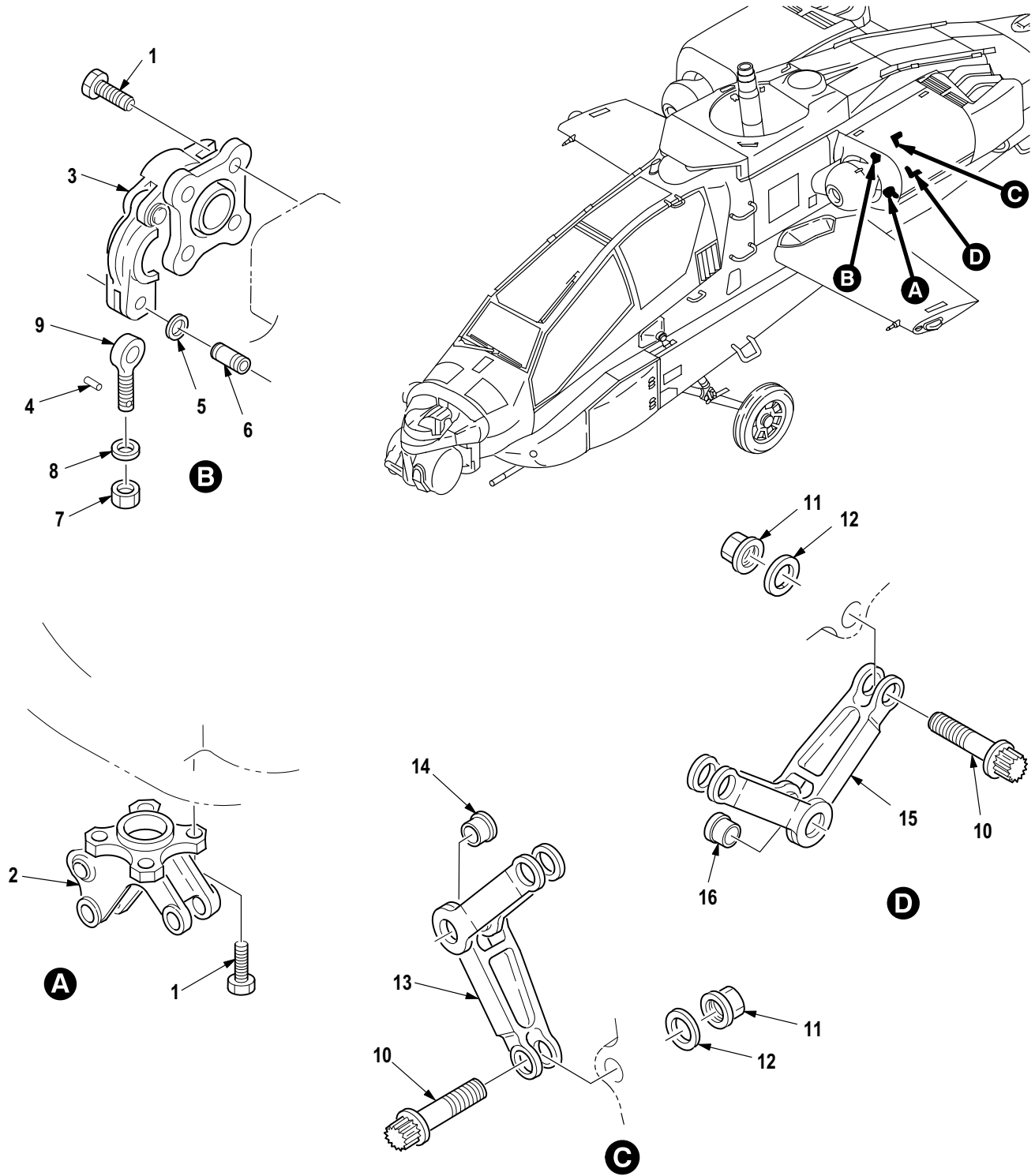
(1) ITEM NO.	(2) SMR CODE	(3) CAGE	(4) PART NUMBER	(5) DESCRIPTION AND USABLE ON CODE (UOC)	(6) QTY
				Group 04 Power Plants Fig. 262 Engine Nacelle Subsystem Installation (Radiation Shields) 7-31 1670100-3 7-31 1670100-5	
1	PAOOO	02731	7-21 1670121	• Shield, Radiation	1
2	PAOOO	02731	7-21 1670123-9	• Guard, Engine	1
3	PAOOO	02731	7-21 1670120	• Shield, Radiation	1
4	PAOOO	02731	7-21 1670128	• Shield, Radiation LH	1
5	PAOOO	02731	7-21 1670124-11	• Shield, Radiation LH	1
6	PAOOO	02731	7-21 1670127	• Shield, Radiation LH	1
7	PAOOO	02731	7-21 1670124-12	• Guard, Engine RH	1
8	PAOOO	02731	7-31 1670126	• Shield, Nacelle Fram RH	1
9	PAOOO	02731	7-31 1670125	• Shield, Nacelle Fram RH	1
10	PAOZZ	02731	HS4567-1	• • Insulator, Bushing	14
11	PAOZZ	02731	7-21 1670122	• Shield, Radiation	1
12	PAOZZ	02731	7-31 1670130	• Shield, Radiation RH	1
13	PAOZZ	80205	NAS1096-3-9	• Screw, Machine	2
14	PAOZZ	80205	NAS603-9P	• Screw, Machine	5
15	PAOZZ	80205	NAS1149C0332R	• Washer, Flat	5
16	PAOZZ	80205	MS21042L3	• Nut, Self-Locking, Ex	5
17	PAOZZ	80205	NAS602-9P	• Screw, Machine	10
18	PAOZZ	02731	HS5049-0001	• Push On Nut	17
19	PAOZZ	88044	NAS1149DN542K	• Washer, Flat	17
END OF FIGURE					



M09-687F

Figure 263. Group 04 Engine Quick Change Drain System
 7-31 1670400 (Usbl Eff 82-23355 thru 88-0284)
 7-31 1670400-3 (Usbl Eff 89-0192 and Subs)

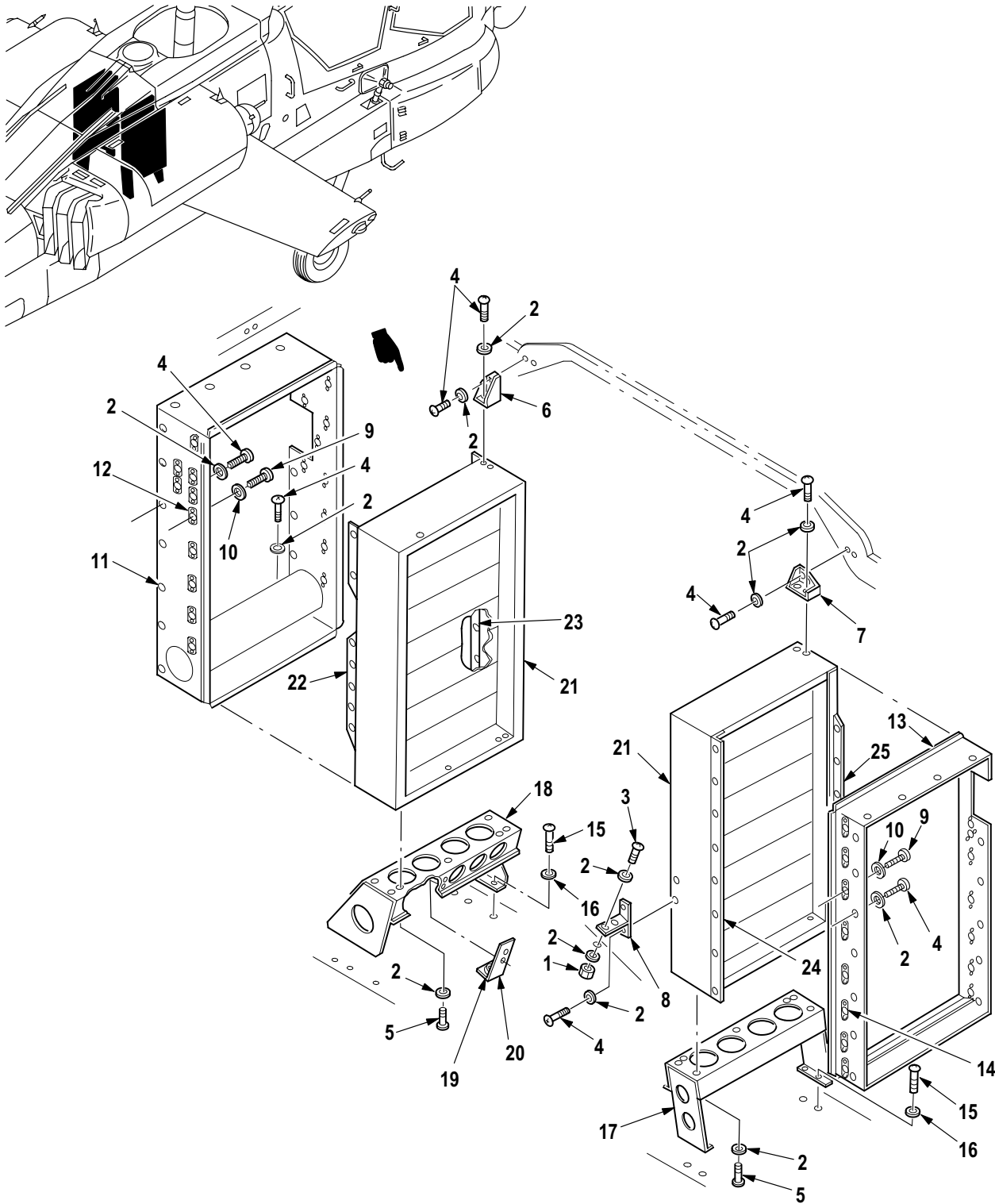
(1) ITEM NO.	(2) SMR CODE	(3) CAGE	(4) PART NUMBER	(5) DESCRIPTION AND USABLE ON CODE (UOC)	(6) QTY
				Group 04 Power Plants Fig. 263 Engine Quick Change Drain System 7-31 1670400 (Usbl Eff 82-23355 thru 88-0284) 7-31 1670400-3 (Usbl Eff 89-0192 and Subs)	
1	PAOZZ	02731	7-31 1670418	• Hose Assembly, Nonme	1
2	PAOZZ	96906	MS21907D4	• Elbow, Tube	1
3	PAOZZ	96906	MS28778-4	• O-Ring	1
4	PAOZZ	98897	LS12906-184	• Nut, Plain, Hexagon	1
5	MFOFF	02731	7-31 1670417	• Tube Assy, Alum	1
6	MFFZZ	02731	7-31 1670417-3	•• Tube	1
7	PAOZZ	96906	MS21921-6D	•• Nut, Tube Coupling	2
8	PAOZZ	96906	MS21922-6	•• Sleeve, Clinch, Tube	2
9	XDOZZ	02731	HS4367-2	•• Plate, Identificatio	1
10	PAOZZ	96906	MS21908D6	• Elbow, Tube (Usbl Eff 82-23355 thru 88-0284)	1
11	PAOZZ	96906	MS28778-6	• O-Ring	4
12	PAOZZ	88044	AN924-5D	• Nut, Plain, Hexagon (Usbl Eff 89-0192 and Subs)	1
12	PAOZZ	88044	AN924-6D	• Nut, Plain, Hexagon (Usbl Eff 82-23355 thru 88-0284) ...	1
13	AOOOO	02731	7-31 1670421-1	• Fitting Assy (Usbl Eff 89-0192 and Subs)	1
14	PAOZZ	02731	7-31 1670421-3	•• Coupling, Pipe (Usbl Eff 89-0192 and Subs)	1
15	PAOZZ	8V613	7-31 1670421-9	•• Union, Pipe (Usbl Eff 89-0192 and Subs)	1
16	PAOZZ	80205	NAS1149D0863J	• Washer, Flat (Usbl Eff 89-0192 and Subs)	1
17	PAOZZ	96906	MS21045C3	• Nut, Self-Locking, He	1
18	PAOZZ	88044	AN960C10L	• Washer, Flat	2
19	PAOZZ	80205	NAS603-6P	• Screw, Machine	1
20	PAOZZ	96906	MS21919WCJ8	• Clamp, Loop	1
21	MOOZZ	02731	7-21 1670409	• Clip	1
22	PAOZZ	02731	7-31 1670401-13	• Manifold, Hydraulic	1
23	PAOZZ	02731	7-31 1670420	• Nipple, Tube	2
24	PAOZZ	96906	MS28778-8	• O-Ring	2
25	PAOZZ	96906	MS21919WCJ20	• Clamp, Loop	1
26	PAOZZ	96906	MS21919WH7	• Clamp, Loop	1
27	XDOZZ	80205	NAS603-18	• Screw, Machine	1
28	PAOZZ	80205	MS21042L3	• Nut, Self-Locking, Ex	1
29	PAOZZ	02731	7-31 1670415	• Clip, Spring Tension	1
30	PAOZZ	8V613	7-31 1670416	• Hose Assembly, Nonme	1
31	PAOZZ	02731	HS4403-5F	• Coupling Half, Quick	1
32	PAOZZ	96906	MS28778-5	• O-Ring	2
33	PAOZZ	02731	HS4384-1	• Plug, Machine Thread	1
34	PAOZZ	02731	7-31 1670402-3	• Washer, Recessed	1
END OF FIGURE					



M09-046D

Figure 264. Group 04 Engine Quick Change Mount Assembly
7-31 1670002-3
7-31 1670002-5

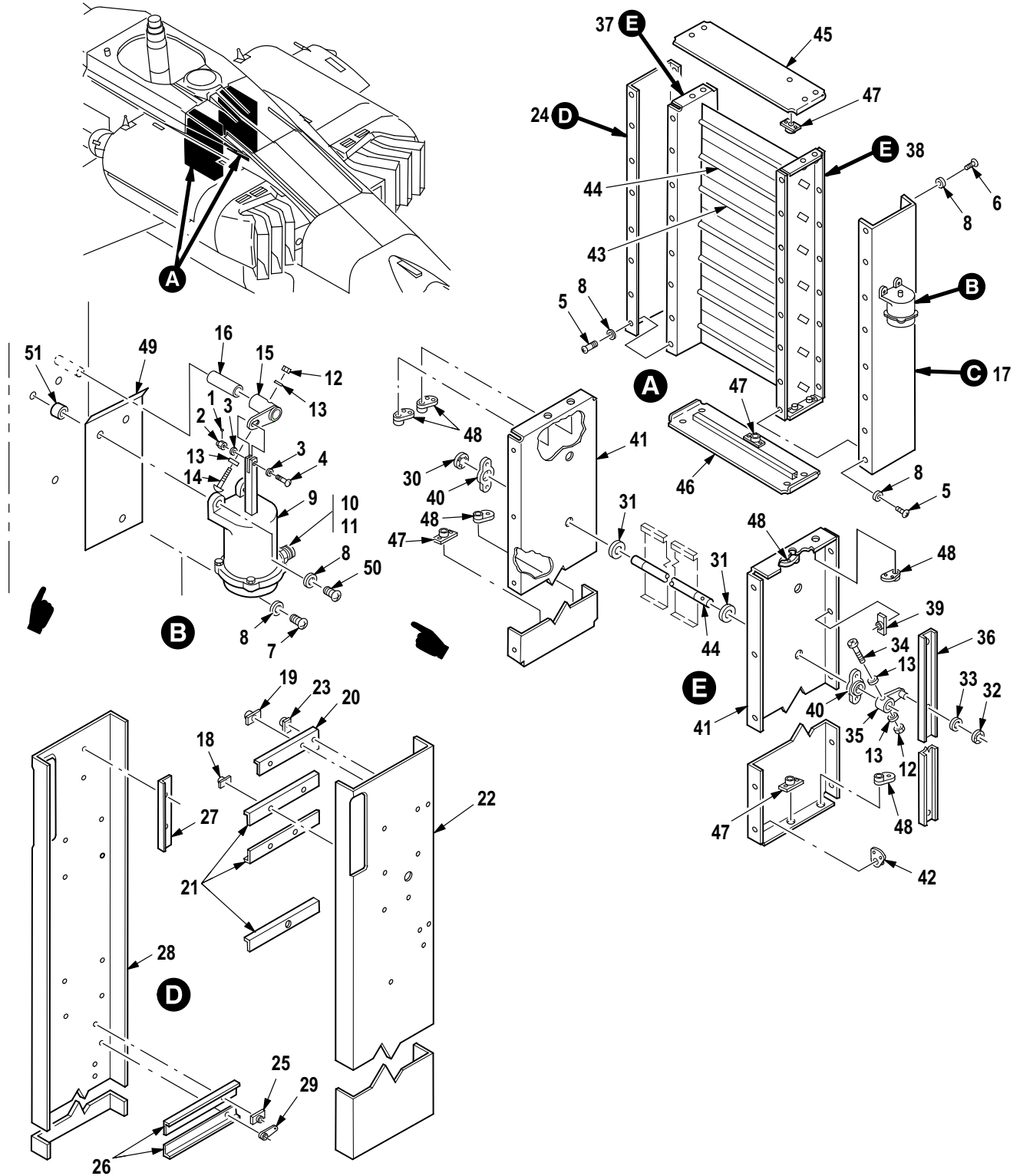
(1) ITEM NO.	(2) SMR CODE	(3) CAGE	(4) PART NUMBER	(5) DESCRIPTION AND USABLE ON CODE (UOC)	(6) QTY
				Group 04 Power Plants Fig. 264 Engine Quick Change Mount Assembly 7-31 1670002-3 7-31 1670002-5	
1	PAOZZ	80205	NAS565-25	• Bolt, Machine	8
2	PAOZZ	02731	7-31 1670014-3	• Mount, Engine, Propul	1
3	PAOOO	02731	7-21 1671010-601	• Mount, Engine	1
4	PAOZZ	80205	NAS607-1-3	•• Pin, Straight, Hea	1
5	PAOZZ	96906	MS16624-4025	•• Ring, Retaining	4
6	PAOZZ	02731	7-21 1671069-3	•• Pin, Grooved, Headles	2
7	PAOZZ	96906	MS21045C4	•• Nut, Self-Locking, He	1
8	PAOZZ	02731	7-1 17700064	•• Washer, Convex	1
9	PAOZZ	02731	7-1 17700023	•• Bolt, Eye	1
10	PAOOO	02731	7-21 1670021	• Bolt Assy, Engine Mo	4
11	PAOZZ	96906	MS21043-6	•• Nut, Self-Locking, Ex	4
12	PAOZZ	97393	SL50011-3	•• Washer, Flat	4
13	PAOFF	02731	7-31 1670024	• Bracket, Engine Moun	1
14	PAFZZ	02731	HS4173C6-0.35	•• Bushing, Sleeve	2
15	PAOFF	02731	7-31 1670038	• Bell Crank	1
16	PAFZZ	02731	HS4173C9-0.35	•• Bearing, Sleeve	2
END OF FIGURE					



M09-170D

Figure 265. Group 04 Engine Firewall Louver Installation
7-31 1610000-601

(1) ITEM NO.	(2) SMR CODE	(3) CAGE	(4) PART NUMBER	(5) DESCRIPTION AND USABLE ON CODE (UOC)	(6) QTY
				Group 04 Power Plants Fig. 265 Engine Firewall Louver Installation 7-31 1610000-601	
1	PAOZA	96906	MS21043-3	• Nut, Self-Locking, Ex	2
2	PAOZZ	80205	NAS1149D0332J	• Washer, Flat	66
3	PAOZZ	96906	MS51958-65	• Screw, Machine	2
4	PAOZZ	96906	MS51958-62	• Screw, Machine	52
5	PAOZZ	80205	NAS1096-3-7	• Screw, Machine	10
6	PAOZZ	02731	7-21 1610007	• Bracket, Louver Supp	1
7	PAOZZ	02731	7-21 1610006	• Bracket, Louver Supp	1
8	PAOZZ	02731	7-31 1610009	• Bracket, Aircraft, RH	1
9	PAOZZ	80205	NAS603-6P	• Screw, Machine (Usbl Eff 84-24280 and Subs)	29
10	PAOZZ	80205	NAS1149F0332P	• Washer, Flat (Usbl Eff 84-24280 and Subs)	29
11	PAOOO	02731	7-31 1610017-19	• Enclosure Assembly (Usbl Eff 84-24280 and Subs)	1
12	PAOZZ	96906	MS21059L3K	• Nut, Self-Locking, Pl	21
13	PAOOO	02731	7-31 1610018-11	• Enclosure Assembly (Usbl Eff 84-24280 and Subs)	1
14	PAOZZ	96906	MS21059L3K	• Nut, Self-Locking, Pl	17
15	PAOZZ	80205	NAS603-7P	• Screw, Machine	10
16	PAOZZ	80205	NAS1523C3F	• Packing With Retain	10
17	PAOZZ	02731	7-21 1610002-11	• Support Assy, Louver	1
18	PAOOO	02731	7-21 1610001-19	• Bracket, Mounting	1
19	PAOZZ	80205	MS21059L3	• Nut, Self-Locking, Pl	2
20	PAOZZ	02731	HS4591-2D6-12	• Bracket, Angle	1
21	AOOOO	02731	7-31 1610003-71	• Louver Assembly, Eng (See Fig. 266 for Breakdown)	2
22	MOOZZ	02731	7-31 1610019-3	• Angle	1
23	MOOZZ	02731	7-31 1610019-5	• Angle	1
24	MOOZZ	02731	7-31 1610019-7	• Angle (Usbl Eff 84-24280 and Subs)	1
25	MOOZZ	02731	7-31 1610019-9	• Angle	1
END OF FIGURE					



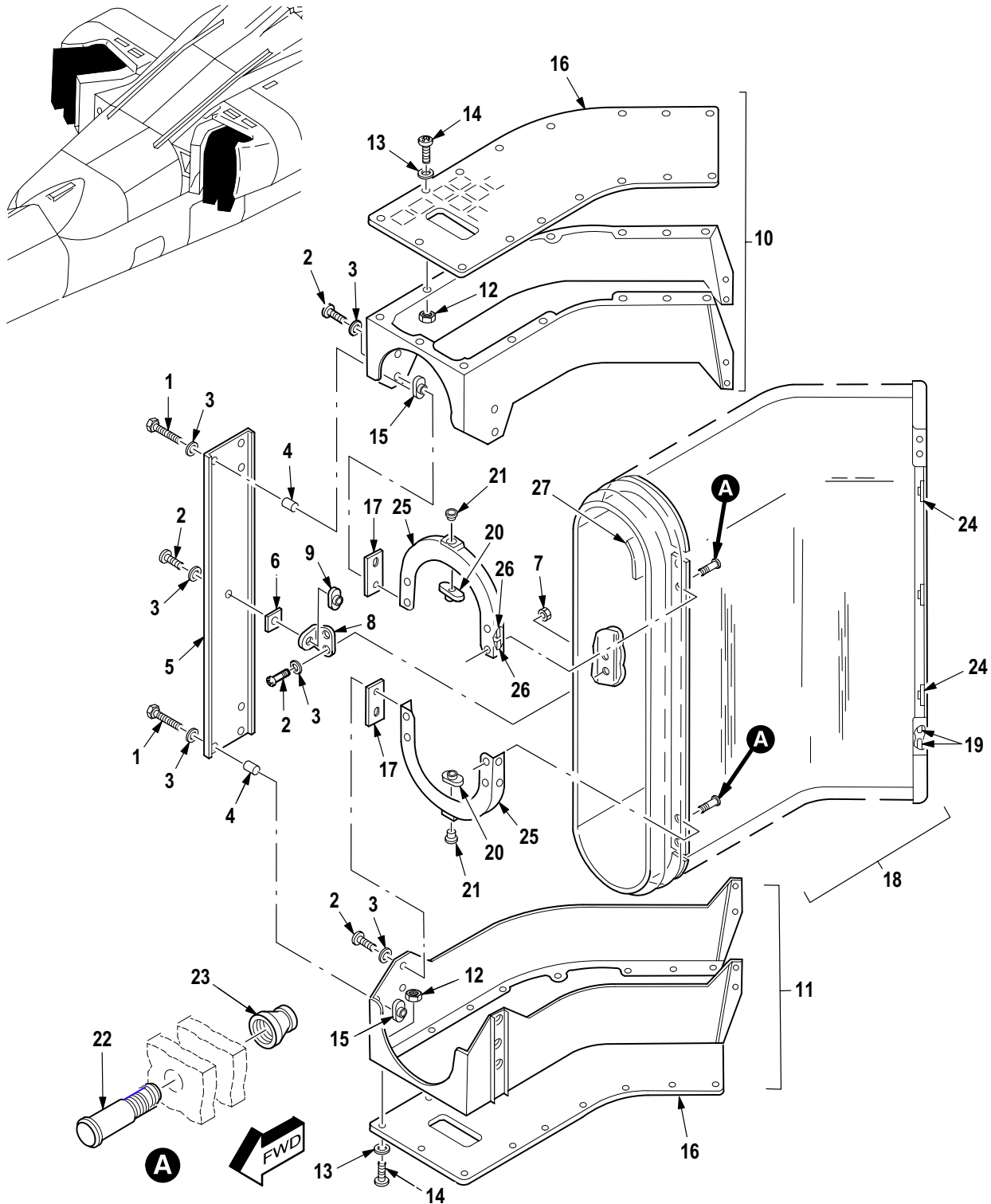
M09-688I

Figure 266. Group 04 Louver Assembly, Engine Cooling
7-31 1610003-71

(1) ITEM NO.	(2) SMR CODE	(3) CAGE	(4) PART NUMBER	(5) DESCRIPTION AND USABLE ON CODE (UOC)	(6) QTY
				Group 04 Power Plants Fig. 266 Louver Assembly, Engine Cooling 7-31 1610003-71 See Fig. 265 for NHA	
1	PAOZZ	96906	MS24665-22	• Pin, Cotter	1
2	PAOZZ	88044	AN320-1	• Nut, Plain, Slotted H	1
3	PAOZZ	88044	NAS1149FN616P	• Washer, Flat	2
4	PAOZZ	88044	AN21-9	• Bolt, Clevis	1
5	PAOZZ	80205	NAS603-6P	• Screw, Machine	16
6	PAOZZ	80205	NAS603-7P	• Screw, Machine	16
7	PAOZZ	80205	NAS603-10P	• Screw, Machine	1
8	PAOZZ	59875	NAS1149F0316P	• Washer, Flat	35
9	PAOOZ	02731	7-1 17110002	• Cylinder Assembly, A	1
10	PAOZZ	96906	MS21916D4-3	• Reducer, Boss	1
11	PAOZZ	99193	S8990-603	• O-Ring	1
12	PAOZZ	96906	MS21042L08	• Nut, Self-Locking, Ex	8
13	PAOZZ	88044	NAS1149FN816P	• Washer, Flat	16
14	PAOZZ	80205	NAS7702-11	• Screw, Machine	1
15	PAOZZ	02731	7-31 1610014-5	• Lever, Remote Contro	1
16	PAOZZ	02731	7-31 1610003-37	• Bushing, Sleeve	1
17	PAOOO	02731	7-31 1610003-69	• Cover Assy, Louver	1
18	PAOZA	80205	NAS1474C3	• Nut, Self-Locking, Pl	6
19	PAOZZ	96906	MS21059L3K	• Nut, Self-Locking, Pl	7
20	XDOZZ	02731	7-31 1610003-31	• Stiffener	1
21	XDOZZ	02731	7-31 1610003-23	• Stiffener	3
22	XDOZZ	02731	7-31 1610003-15	• Cover	1
23	PAOZZ	02731	HS4153-02	• Nut, Self-Locking, Pl	1
24	PAOOO	02731	7-31 1610003-7	• Cover Assy, Louver	1
25	PAOZZ	96906	MS21059L3K	• Nut, Self-Locking, Pl	13
26	XDOZZ	02731	7-31 1610003-23	• Stiffener	2
27	XDOZZ	02731	7-31 1610003-33	• Stiffener	1
28	XDOZZ	02731	7-31 1610003-15	• Cover	1
29	PAOZZ	96906	MS21071L3K	• Nut, Self-Locking, Pl	1
30	PAOZZ	02731	HS5049-0005	• Push On Nut	7
31	PAOZZ	88044	NAS1149C0632R	• Washer, Flat	14
32	PAOZZ	02731	HS5049-0004	• Push On Nut	7
33	PAOZZ	80205	NAS1515M3L	• Washer, Flat	14
34	PAOZZ	80205	NAS7702-8	• Screw, Machine	7
35	PAOZZ	8V613	7-31 1610020-1	• Lever, Remote Contro	7
36	PAOZZ	8V613	7-31 1610021-1	• Channel, Structural	1
37	PAOOO	02731	7-31 1610003-3	• Channel Assy, Louver	1
38	PAOOO	02731	7-31 1610003-4	• Channel Assy, Louver	1
39	PAOZZ	96906	MS21059L3K	• Nut, Self-Locking, Pl	12
40	PAOZZ	02731	7-31 1610016	• Bushing, Sleeve	7
41	XAOZZ	02731	7-31 1610003-13	• Channel (U/O P/N 7-311610003-3)	1
41	XAOZZ	02731	7-31 1610003-14	• Channel (U/O P/N 7-311610003-4)	1
42	PAOZZ	96906	MS21061L3K	• Nut, Self-Locking, Pl	4
43	PAOZZ	02731	7-31 1610010-1	• Vane Assy, Louver, Co	6
44	PAOZZ	02731	7-31 1610010-3	• Vane Assy, Louver, Co	1
45	PAOZZ	02731	7-31 1610003-39	• Endplate, Louver Ass	1
46	PAOZZ	02731	7-31 1610003-11	• Endplate, Louver Ass	1
47	PAOZZ	80205	MS21059L3	• Nut, Self-Locking, Pl	4

(1) ITEM NO.	(2) SMR CODE	(3) CAGE	(4) PART NUMBER	(5) DESCRIPTION AND USABLE ON CODE (UOC)	(6) QTY
48	PAOZZ	02731	HS4153-02	• Nut, Self-Locking, PI	6
49	PAOZZ	02731	7-31 1610022-1	• Radiation Shield	1
50	PAOZZ	80205	NAS603-14	• Screw, Machine	2
51	PAOZZ	80205	NAS43HT3-16	• Spacer	3
END OF FIGURE					

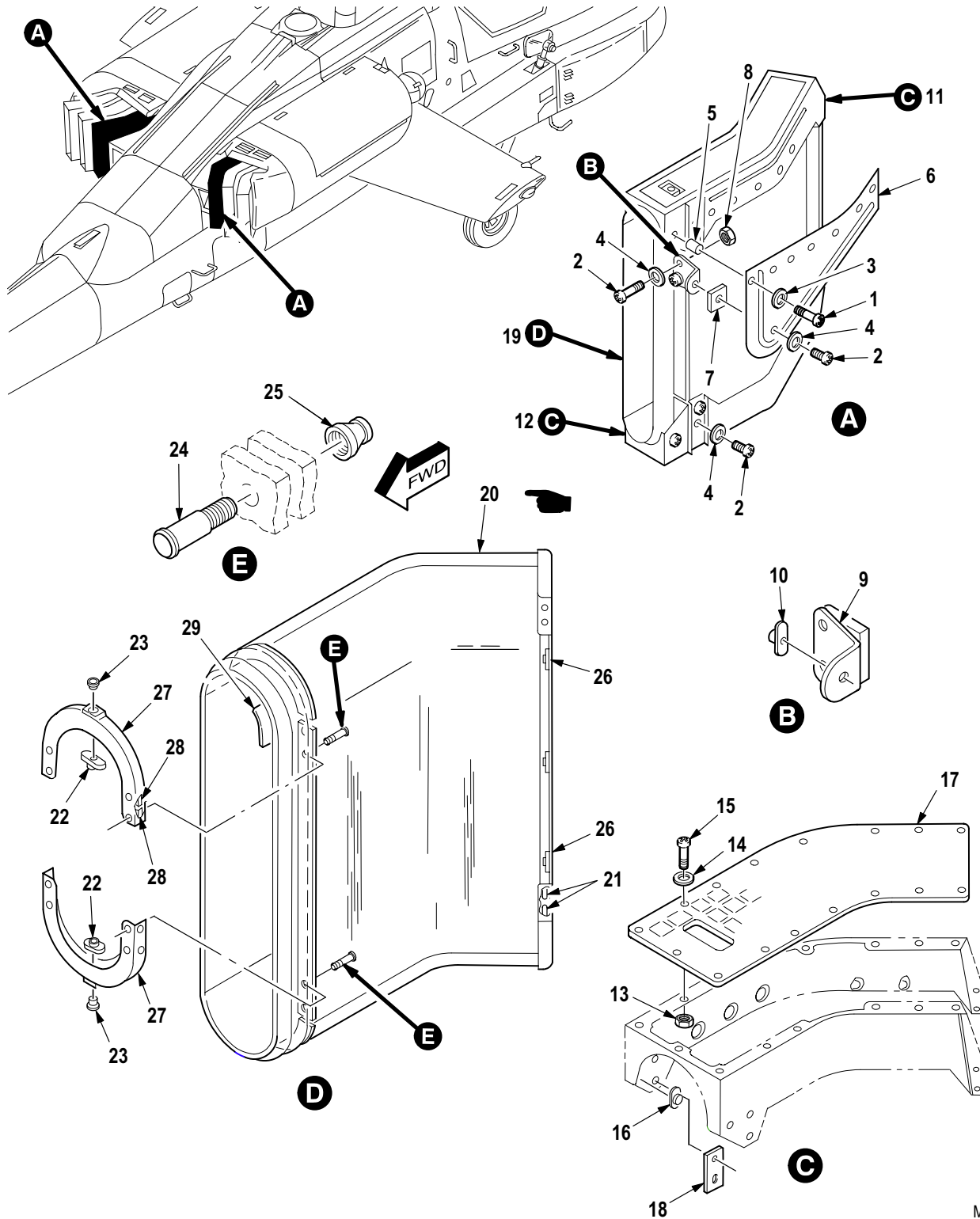
(1) ITEM NO.	(2) SMR CODE	(3) CAGE	(4) PART NUMBER	(5) DESCRIPTION AND USABLE ON CODE (UOC)	(6) QTY
				Group 04 Power Plants Fig. 267 Nozzle Installation, Secondary Infrared Suppressor 7-31 1632240-1 LH 7-31 1632240-2 RH	
1	PAOZZ	80205	NAS1004-6H	• Bolt, Shear	2
2	PAOZZ	80205	NAS1004-12A	• Bolt, Machine	1
3	PAOZZ	80205	NAS1149F0432P	• Washer, Flat	7
4	PAOFF	8V613	7-31 1632241-1 1	• Strut, Aircraft	2
5	PAOZZ	80205	NAS1149F0463P	• Washer, Flat	5
6	PAOZZ	80205	NAS1004-30H	• Bolt, Machine	3
7	PAOZZ	02731	7-31 1632231	• Bushing, Machine Thr	3
8	XDOOO	02731	7-31 1632206-3	• Nozzle Assembly, Com (See Fig. 268 for Breakdown)	2
9	XDOOO	02731	7-31 1632206-10	• Nozzle Assembly, Com RH (See Fig. 269 for Breakdown) (Matched Set) (U/W P/N 7-311632206-1 1 Only)	1
9	XDOOO	02731	7-31 1632206-1 1	• Nozzle Assembly, Com LH (See Fig. 269 for Breakdown) (Matched Set) (U/W P/N 7-311632206-10 Only)	1
10	PAOZZ	80205	MS24665-132	• Pin, Cotter	1
11	PAOZZ	59875	TX90790-34	• Washer, Flat	5
12	PAOZZ	96906	MS20392-2C13	• Pin, Straight, Headed	1
13	PAOZZ	80205	NAS1423-3	• Nut, Plain, Hexagon	1
14	PAOZZ	8V613	HS5922-1	• Clevis, Rod End	5
15	PAOZZ	80205	NAS1004-1A	• Bolt, Machine	1
16	PAOZZ	8V613	7-31 1632241-1	• Strut, Aircraft	1
17	PAOZZ	02731	7-31 1632215	•• Collar, Strut, Nozzle	1
18	XAFZZ	02731	7-31 1632216	•• Fitting-Strut, Irs	1
19	PAOZZ	96906	MS51831-202L	••• Insert, Screw Thread	1
20	PAOZZ	80205	NAS623-3-7	• Screw, Machine	4
21	PAOZZ	02731	7-31 1632229-1	• Support, Strut, Nozzl LH	1
21	PAOZZ	02731	7-31 1632229-2	• Support, Strut, Nozzl RH	1
22	PAOZZ	02731	7-31 1632233	• Shim	6
END OF FIGURE					



M09-690B

Figure 268. Group 04 Nozzle Assembly, Secondary IRS (Outboard and Center)
7-31 1632206-3

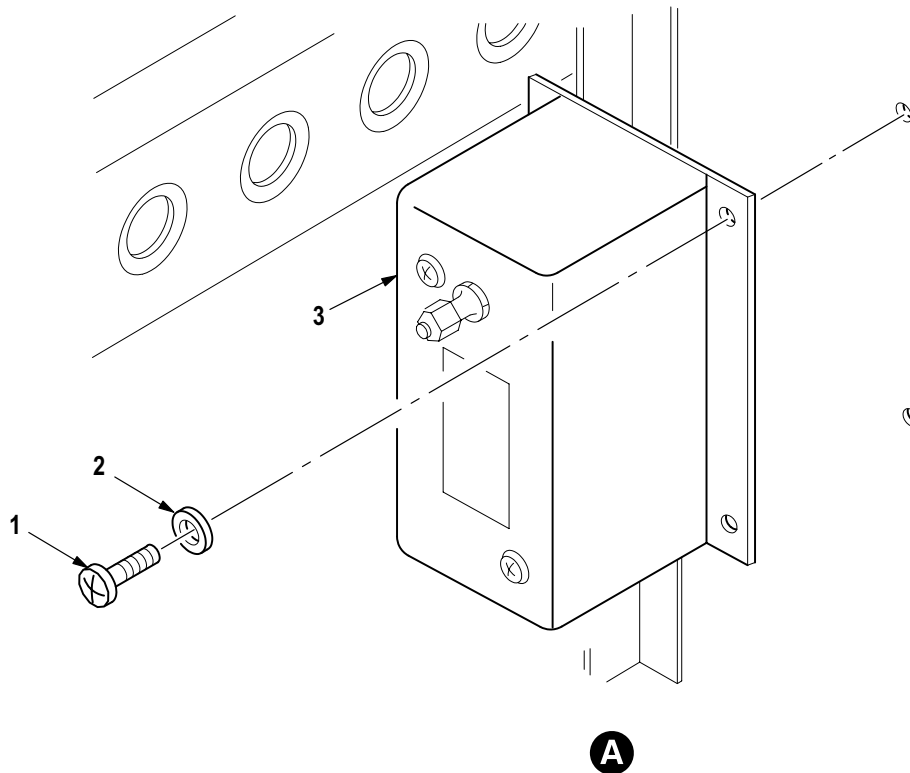
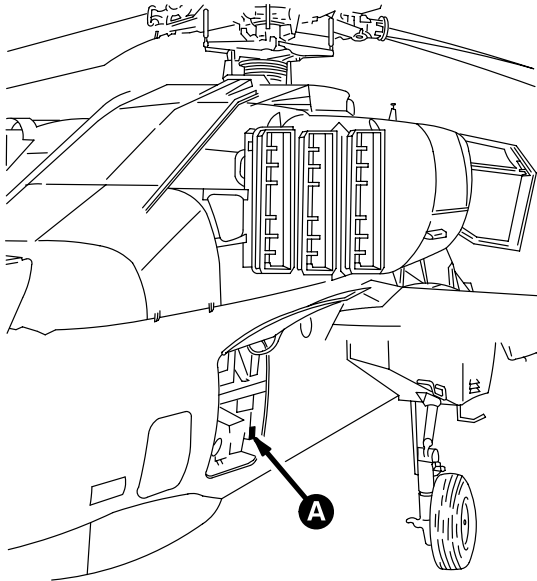
(1) ITEM NO.	(2) SMR CODE	(3) CAGE	(4) PART NUMBER	(5) DESCRIPTION AND USABLE ON CODE (UOC)	(6) QTY
				Group 04 Power Plants Fig. 268 Nozzle Assembly, Secondary IRS (Outboard and Center) 7-31 1632206-3 See Fig. 267 for NHA	
1	PAOZZ	96906	MS27039-0816	• Screw, Machine	4
2	PAOZZ	80205	NAS1096-2-8	• Screw, Machine	17
3	PAOZZ	88044	AN960KD8	• Washer, Flat	21
4	PAOZZ	80205	NAS43DD3-32N	• Spacer, Sleeve	4
5	PAOZZ	02731	7-31 1632212	• Shield, Heat Radiati	1
6	MFOZZ	02731	7-31 1632206-7	• Insulation	1
7	PAOZZ	96906	MS21042L08	• Nut, Self-Locking, Ex	2
8	PAOOO	02731	7-31 1632209	• Bracket, Angle	1
9	PAOZZ	96906	MS21076L08	• Nut, Self-Locking, Pl	1
10	PAOOO	02731	7-31 1632210-3	• Shield Assy, Heat Ra	1
11	PAOOO	02731	7-31 1632210-4	• Shield Assembly, Hea	1
12	PAOZZ	80205	MS21042-08	• Nut, Self-Locking, Ex	16
13	PAOZZ	88044	AN960KD8L	• Washer, Flat	16
14	PAOZZ	80205	NAS623-2-5	• Screw Machine	16
15	PAOZZ	96906	MS21061L08K	• Nut, Self-Locking, Pl	1
16	PAOZZ	02731	7-31 1632224	• Panel, Shield, Nozzle	1
17	MFOZZ	02731	7-31 1632206-9	• Insulation	8
18	PAOFF	02731	7-31 1632207	• Nozzle Assy, Suppres	1
19	PAFZA	96906	MS21072-08	• Nut, Self-Locking, Pl	8
20	PAFZZ	96906	MS21075L4E	• Nut, Self-Locking, Pl	2
21	PAFZZ	80205	NAS77-4-018	• Bushing, Sleeve	2
22	PAFZZ	02731	HS5603-6-2	• Pin-Rivet, Threaded	2
23	PAFZZ	73197	HL86-6	• Collar, Pin-Rivet, Th	2
24	PAFZZ	02731	7-31 1632227	• Bushing, Sleeve	6
25	PAFFF	02731	7-31 1632230	• Frame, Nozzle	2
26	PAFZA	96906	MS21072-08	• Nut, Self-Locking, Pl	4
27	MFFZZ	02731	7-31 1632207-7	• Doubler Plate	4
END OF FIGURE					



M09-691E

Figure 269. Group 04 Nozzle Assembly, Secondary IRS (Inboard)
 7-31 1632206-5 LH 7-311632206-6 RH
 7-31 1632206-10 LH A/C with MWO 1-1520-238-50-42 Incorporated
 7-31 1632206-11 RH A/C with MWO 1-1520-238-50-42 Incorporated

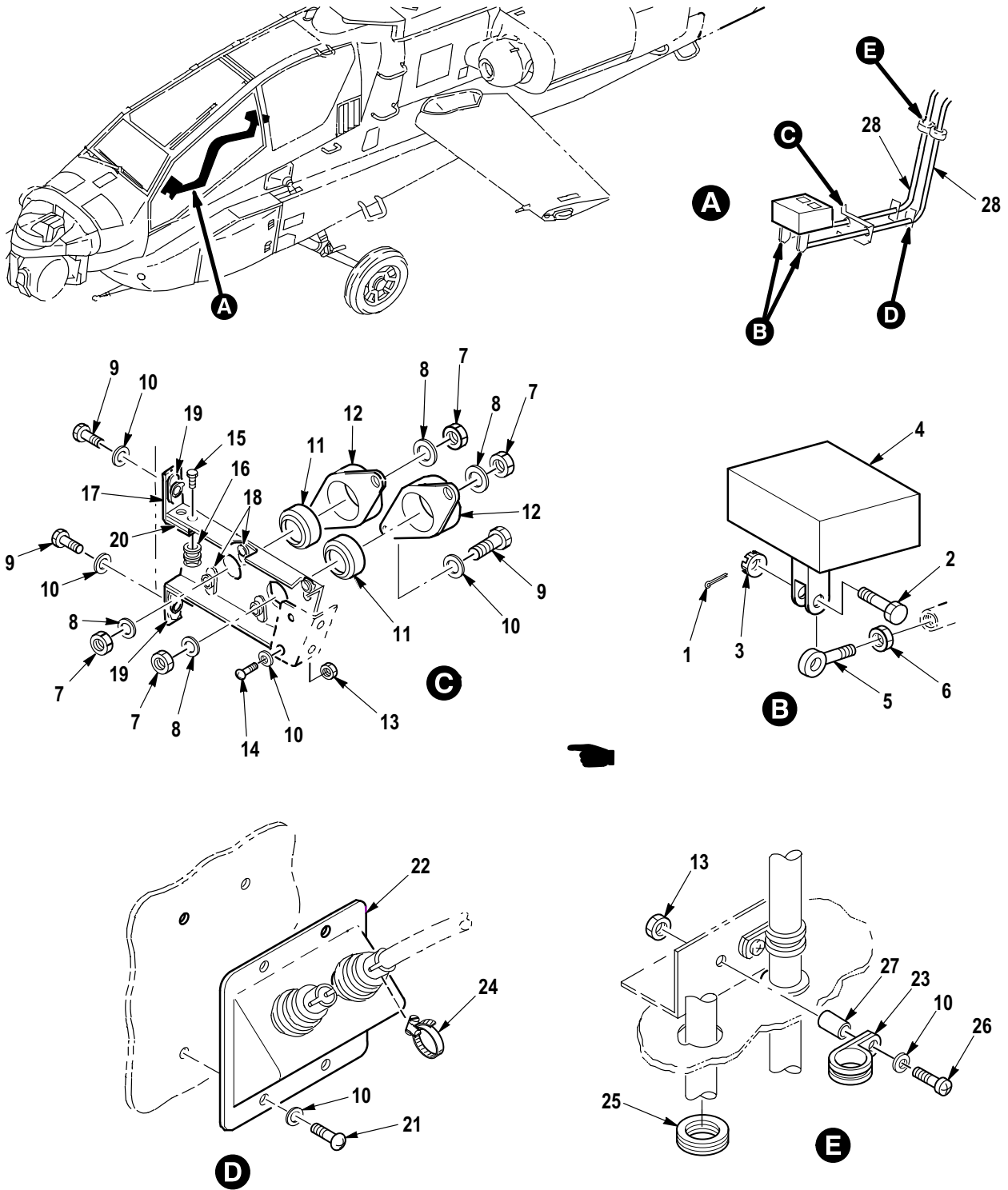
(1) ITEM NO.	(2) SMR CODE	(3) CAGE	(4) PART NUMBER	(5) DESCRIPTION AND USABLE ON CODE (UOC)	(6) QTY
				Group 04 Power Plants Fig. 269 Nozzle Assembly, Secondary IRS (Inboard) 7-31 1632206-5 LH 7-31 1632206-6 RH 7-31 1632206-10 RH A/C with MWO 1-1520-238-50-42 Incorporated 7-31 1632206-11 LH A/C with MWO 1-1520-238-50-42 Incorporated See Fig. 267 for NHA	
1	PAOZZ	80205	NAS1096-2-16	• Screw, Machine	7
2	PAOZZ	80205	NAS1096-2-8	• Screw, Machine	17
3	PAOZZ	88044	AN960KD8	• Washer, Flat	16
4	PAOZZ	96906	MS15795-745	• Washer, Flat	15
5	PAOZZ	80205	NAS43DD3-30N	• Spacer, Sleeve	7
6	PAOZZ	02731	7-31 1632211-1	• Shield, Heat Radiati LH (U/O P/N 7-311632206-5 and P/N 7-311632206-10) .	1
6	PAOZZ	02731	7-31 1632211-2	• Shield, Heat Radiati RH (U/O P/N 7-311632206-6 and P/N 7-311632206-11) .	1
7	MFOZZ	02731	7-31 1632206-7	• Insulation	7
8	PAOZZ	96906	MS21042L08	• Nut, Self-Locking, Ex	2
9	PAOOO	02731	7-31 1632209	• Bracket, Angle	1
10	PAOZZ	96906	MS21076L08	• Nut, Self-Locking, Pl	1
11	PAOOO	02731	7-31 1632210-5	• Shield Assy, Heat Ra LH (U/O P/N 7-311632206-5 and P/N 7-311632206-10) .	1
11	PAOOO	02731	7-31 1632210-6	• Shield Assy, Heat Ra RH (U/O P/N 7-311632206-6 and P/N 7-311632206-11) .	1
12	PAOOO	02731	7-31 1632210-17	• Suppressor, Ignition LH (U/O P/N 7-311632206-5)	1
12	PAOOO	02731	7-31 1632210-18	• Shield, Heat, Turbine RH (U/O P/N 7-311632206-6)	1
13	PAOZZ	80205	MS21042-08	• Nut, Self-Locking, Ex	16
14	PAOZZ	88044	AN960KD8L	• Washer, Flat	16
15	PAOZZ	80205	NAS623-2-5	• Screw, Machine	16
16	PAOZZ	96906	MS21061L08K	• Nut, Self-Locking, Pl	1
17	PAOZZ	02731	7-31 1632224	• Panel, Shield, Nozzle	1
18	MFOZZ	02731	7-31 1632206-9	• Insulation	8
19	PAOFF	02731	7-31 1632207-8	• Nozzle Assy, Suppres LH (U/O P/N 7-311632206-10) ...	1
19	PAOFF	02731	7-31 1632207-9	• Nozzle Assy, Suppres RH (U/O P/N 7-311632206-11) ...	1
20	PAOFF	02731	7-31 1632207	• Nozzle Assy, Suppres	1
21	PAFZA	96906	MS21072-08	• Nut, Self-Locking, Pl	8
22	PAFZZ	96906	MS21075L4	• Nut, Self-Locking, Pl	2
23	PAFZZ	80205	NAS77-4-18	• Bushing, Sleeve	2
24	PAFZZ	02731	HS5603-6-2	• Pin-Rivet, Threaded	2
25	PAFZZ	02731	HS5583-6	• Collar, Pin-Rivet, T	2
26	PAFZZ	02731	7-31 1632227	• Bushing, Sleeve	6
27	PAFFF	02731	7-31 1632230	• Frame, Nozzle	2
28	PAFZA	96906	MS21072-08	• Nut, Self-Locking, Pl	4
29	MFFZZ	02731	7-31 1632207-7	• Doubler Plate	4
END OF FIGURE					



M09-957

Figure 270. Group 04 Control Unit, Turbine Engine Speed

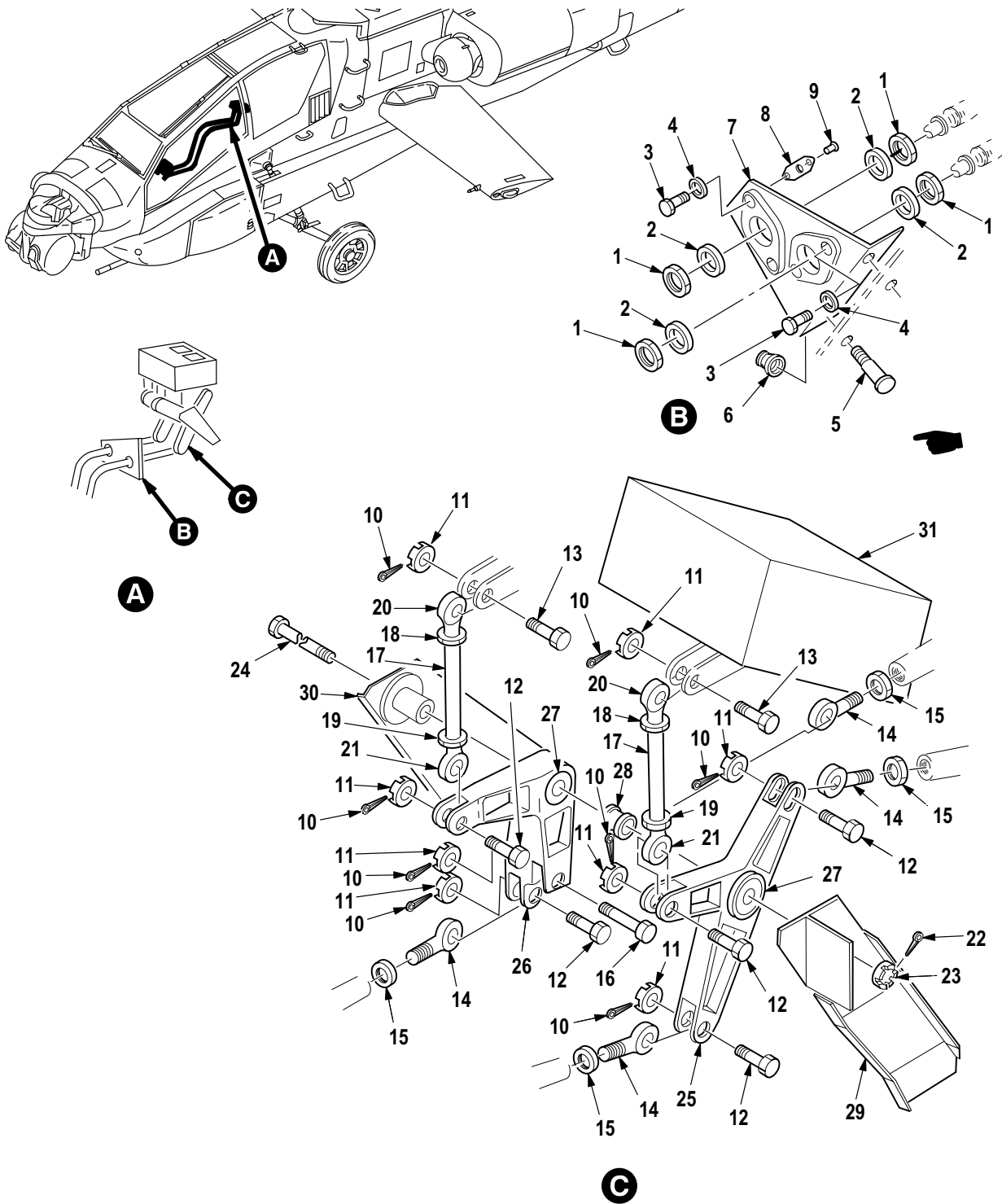
(1) ITEM NO.	(2) SMR CODE	(3) CAGE	(4) PART NUMBER	(5) DESCRIPTION AND USABLE ON CODE (UOC)	(6) QTY
				Group 04 Power Plants Fig. 270 Control Unit, Turbine Engine Speed	
1	PAOZZ	96906	MS51957-30	• Screw, Machine	4
2	PAOZZ	80205	NAS620-6	• Washer, Flat	4
3	PAOZZ	02731	7-31 1660034	• Control Unit, Speed	1
END OF FIGURE					



M09-186H

Figure 271. Group 04 Engine Control Subsystem Installation (FS 71 to FS 103)
7-31 1660001

(1) ITEM NO.	(2) SMR CODE	(3) CAGE	(4) PART NUMBER	(5) DESCRIPTION AND USABLE ON CODE (UOC)	(6) QTY
				Group 04 Power Plants Fig. 271 Engine Control Subsystem Installation (FS 71 to FS 103) 7-31 1660001	
1	PAOZZ	96906	MS24665-134	• Pin, Cotter	2
2	PAOZZ	96906	MS27576-4-10	• Bolt, Close Toleranc	2
3	PAOZZ	96906	MS21224-4	• Nut, Self-Locking, As	2
4	PAOFF	02731	7-21 1660011-3	• Quadrant, Control, Co (See Fig. 279 for Breakdown)	1
5	PAOZZ	02731	HS4606-0004	• Bearing, Plain, Rod E	2
6	PAOZZ	88044	AN316-4R	• Nut, Plain, Hexagon	2
7	PAOZZ	43999	1N7-8A	• Nut, Plain, Hexagon	12
8	PAOZZ	80205	NAS43DD8-10N	• Spacer, Sleeve	4
9	PAOZZ	80205	NAS6603-3	• Bolt, Shear	14
10	PAOZZ	88044	AN960JD10L	• Washer, Flat	20
11	PAOZZ	96906	MS14104-8	• Bearing, Plain, Self	2
12	PAOZZ	02731	7-21 1660004-1	• Plate, Retaining, Bea	2
13	PAOZZ	96906	MS21044N3	• Nut, Self-Locking, He	4
14	PAOZZ	80205	NAS603-8	• Screw, Machine	2
15	PAOZZ	02731	HS5603-5-5	• Pin-Rivet, Threaded	2
16	PAOZZ	02731	HS5580-5	• Collar, Pin-Rivet, Th	2
17	PAOOO	02731	7-31 1660028-1 1	• Bracket Assembly, Su	1
18	PAOZZ	02731	HS4153-02	• • Nut, Self-Locking, Pl	4
19	PAOZZ	80205	MS21075L3E	• • Nut, Self-Locking, Pl	2
20	XDOZZ	02731	7-31 1660028-17	• • Spacer, Plate	1
21	PAOZZ	80205	NAS1096-3-6	• Screw, Machine	4
22	PAOZZ	02731	7-31 1661026	• Seal, Bulkhead	1
23	PAOZZ	96906	MS21919WCJ5	• Clamp, Loop	2
24	PAOZZ	80205	NAS1922-0050-1	• Clamp, Hose	2
25	PAOZZ	96906	MS35489-1 1	• Grommet, Nonmetallic	2
26	PAOZZ	80205	NAS603-12P	• Screw, Machine	2
27	PAOZZ	80205	NAS43DD3-16	• Spacer, Sleeve	2
28	PAOZZ	02731	7-1 17600001-45	• Control Assembly, Pu (U/W P/N 7-117600001-35, P/N 7-117600001-37, P/N 7-117610001-39, P/N 7-1176100001-41)	2
END OF FIGURE					

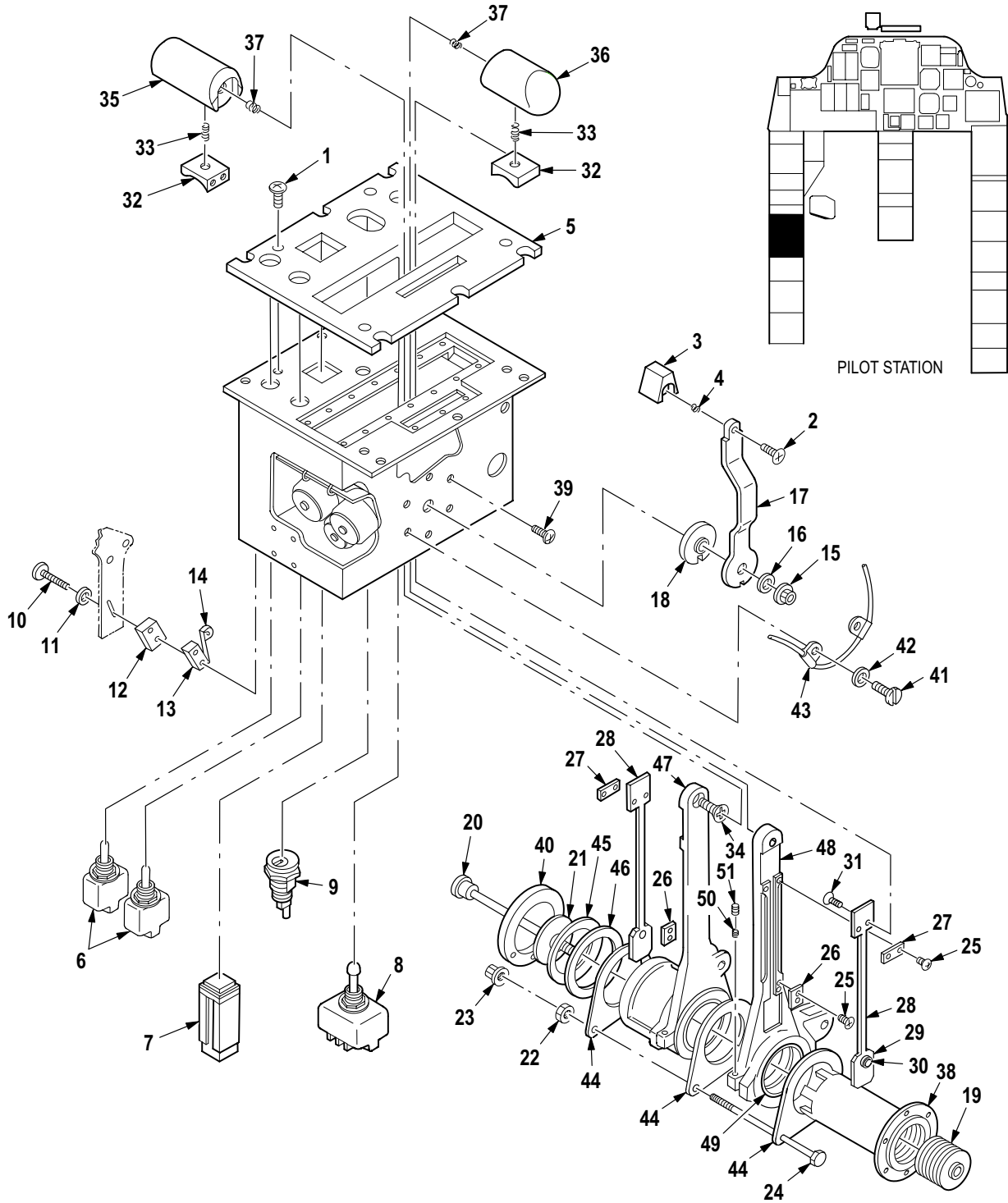


M09-1147C

Figure 272. Group 04 Engine Control Subsystem Installation (FS 103 to FS 140)
7-31 1660001

(1) ITEM NO.	(2) SMR CODE	(3) CAGE	(4) PART NUMBER	(5) DESCRIPTION AND USABLE ON CODE (UOC)	(6) QTY
				Group 04 Power Plants Fig. 272 Engine Control Subsystem Installation (FS 103 to FS 140) 7-31 1660001	
1	PAOZZ	43999	1N7-8A	• Nut, Plain, Hexagon	12
2	PAOZZ	80205	NAS43DD8-10N	• Spacer, Sleeve	4
3	PAOZZ	80205	NAS6603-9	• Bolt, Shear	4
4	PAOZZ	88044	AN960JD10L	• Washer, Flat	4
5	PAOZZ	02731	HS5604-8-8	• Pin-Rivet, Threaded	2
6	PAOZZ	02731	HS5613-8	• Collar, Pin-Rivet, Th	2
7	PAOOO	02731	7-1 17600005	• Support Assy	1
8	PAOZZ	80205	MS21075L3E	• • Nut, Self-Locking, Pl	4
9	PAOZZ	02731	HS4169-3A312	• • Rivet, Blind	V
10	PAOZZ	96906	MS24665-134	• Pin, Cotter	8
11	PAOZZ	96906	MS21224-4	• Nut, Self-Locking, As	8
12	PAOZZ	96906	MS27576-4-1 1	• Bolt, Close Toleranc	5
13	PAOZZ	96906	MS27576-4-10	• Bolt, Close Toleranc	2
14	PAOZZ	02731	HS4606-0004	• Bearing, Plain, Rod E	4
15	PAOZZ	88044	AN316-4R	• Nut, Plain, Hexagon	4
16	PAOZZ	96906	MS27576-4-22	• Bolt, Close Toleranc	1
17	PAOOO	02731	7-31 1660015-21	• Connecting Link, Rig	2
18	PAOZZ	80205	NAS1423-5	• • Nut, Plain, Hexagon	1
19	PAOZZ	80205	NAS1423-5LH	• • Nut, Plain, Hexagon	1
20	PAOZZ	02731	HS5177-0004	• • Bearing, Plain, Rod E	1
21	PAOZZ	02731	HS5177-0104	• • Bearing, Plain, Rod E	1
22	PAOZZ	96906	MS24665-136	• Pin, Cotter	1
23	PAOZZ	96906	MS21224-5	• Nut, Self-Locking, As	1
24	PAOZZ	96906	MS27576-5-60	• Bolt, Close Toleranc	1
25	PAOFF	02731	7-31 1660022-1 1	• Bellcrank Assembly	1
26	PAOFF	02731	7-31 1660006-21	• Bell Crank	1
27	PAFZZ	02731	HS4633-5	• • Bearing, Ball, Airfra	1
28	PAOZZ	80205	NAS43DD5-30	• Spacer, Sleeve	1
29	PAOZZ	02731	7-21 1660016	• Support Assy, Bell C	1
30	PAOZZ	02731	7-21 1660025	• Support Assy, Bellcr	1
31	PAOFF	02731	7-31 1660010-7	• Quadrant Assembly (See Figs. 275 thru 277 for Breakdown)	1
31	PAOFF	02731	7-31 1660010-5	• Quadrant, Power Cont (See Figs. 273 thru 274 for Breakdown)	1

END OF FIGURE

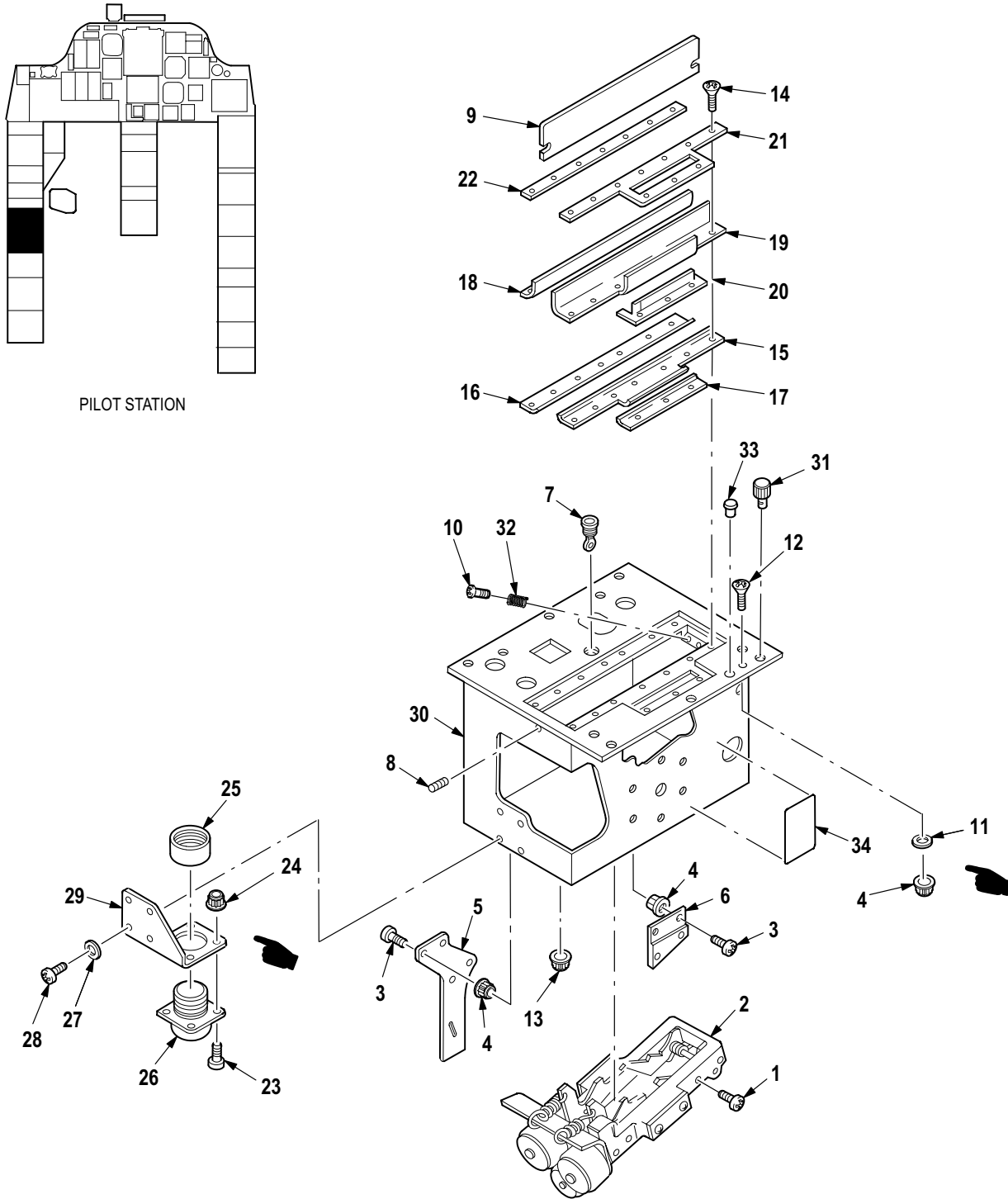


M09-729C

Figure 273. Group 04 Quadrant Assembly, Pilot Power (Panel and Levers)
7-31 1660010-5

(1) ITEM NO.	(2) SMR CODE	(3) CAGE	(4) PART NUMBER	(5) DESCRIPTION AND USABLE ON CODE (UOC)	(6) QTY
				Group 04 Power Plants Fig. 273 Quadrant Assembly, Pilot Power (Panel and Levers) 7-31 1660010-5 See Fig. 272 for NHA	
1	PAFZZ	80477	20142-307	• Screw, Self-Locking	4
2	PAFZZ	96906	MS24693S25	• Screw, Machine	1
3	PAFFF	80477	63290	• Knob	1
4	PAFZZ	96906	MS21209C0615	• • Insert, Screw Thread	1
5	PAFZZ	80477	30623-3	• Panel, Indicating, Li	1
6	PAFZZ	96906	MS24523-31	• Switch, Toggle Ignition Override	2
7	PAFZZ	80477	30642	• Switch, Push Engine Start Advisory	1
8	PAFZZ	96906	MS27409-1A	• Switch, Toggle Rotor Brake	1
9	PAFZZ	80477	4337	• Switch, Lock, Ignitio	1
10	PAFZZ	96906	MS35206-210	• Screw, Machine	4
11	PAFZZ	96906	MS27183-2	• Washer, Flat	4
12	PAFZZ	80477	63291	• Spacer Block, Micro	2
13	PAFZZ	96906	MS27216-2	• Switch, Sensitive Interlock	2
14	PAFZZ	80477	30132	• Actuator, Switch, Pow	2
15	PAFZZ	96906	MS21083N4	• Nut, Self-Locking, He	1
16	PAFZZ	88044	AN960-416L	• Washer, Flat	1
17	PAFZZ	80477	62394	• Lever, Friction, Powe	1
18	PAFZZ	80477	62400	• Hub, Quadrant	1
19	PAFZZ	80477	62397	• Hub, Quadrant	1
20	PAFZZ	80477	62402	• Shaft Assembly, Powe	1
21	XDFZZ	80477	KK143	• Disk, Friction Quadr	1
22	PAFZZ	80477	20042-205	• Nut	1
23	PAFZZ	96906	MS21083N3	• Nut, Self-Locking, He	1
24	XDFZZ	96906	MS20073-03-41	• Bolt, Machine	1
25	PAFZZ	96906	MS24693-S3	• Screw, Machine	4
26	PAFZZ	80477	64553/KKP	• Plate, Retaining	2
27	PAFZZ	80477	63284	• Plate, Retaining, Pow	2
28	PAFFF	80477	63391	• Lever, Lock-Release	2
29	XAFZZ	80477	64477/KZZ	• • Roller	1
30	XDFZZ	80477	64478/KPP	• • Pin, Spacer Block, Po	1
31	PAFZZ	96906	MS24693S2	• Screw, Machine	4
32	PAFZZ	80477	63285	• Release, Trigger	2
33	PAFZZ	80477	30698	• Spring, Helical, Comp	2
34	PAFZZ	96906	MS24693S95	• Screw, Machine	2
35	PAFFF	80477	63287	• Handle Assy, Power LH	1
36	PAFFF	80477	63288	• Handle Assembly RH	1
37	PAFZZ	96906	MS21209C4-15	• • Insert, Screw Thread	1
38	PAFZZ	80477	62395-3	• Shaft, Lever, Power	1
39	PAFZZ	96906	MS35265-41	• Screw, Machine	12
40	PAFZZ	80477	62399	• Support, Flange, Powe	1
41	PAFZZ	96906	MS35265-44	• Screw, Machine	2
42	PAFZZ	88044	AN960-8L	• Washer, Flat	2
43	PAFZZ	96906	MS25281-F2	• Clamp, Loop	2
44	PAFZZ	80477	61370	• Friction Disc, Power	3
45	PAFZZ	80477	KS112	• Washer, Spring Tensi	1
46	PAFZZ	80477	KJ101	• Washer, Flat	1
47	PAFFF	80477	63295-5	• Lever Assy, Power	1

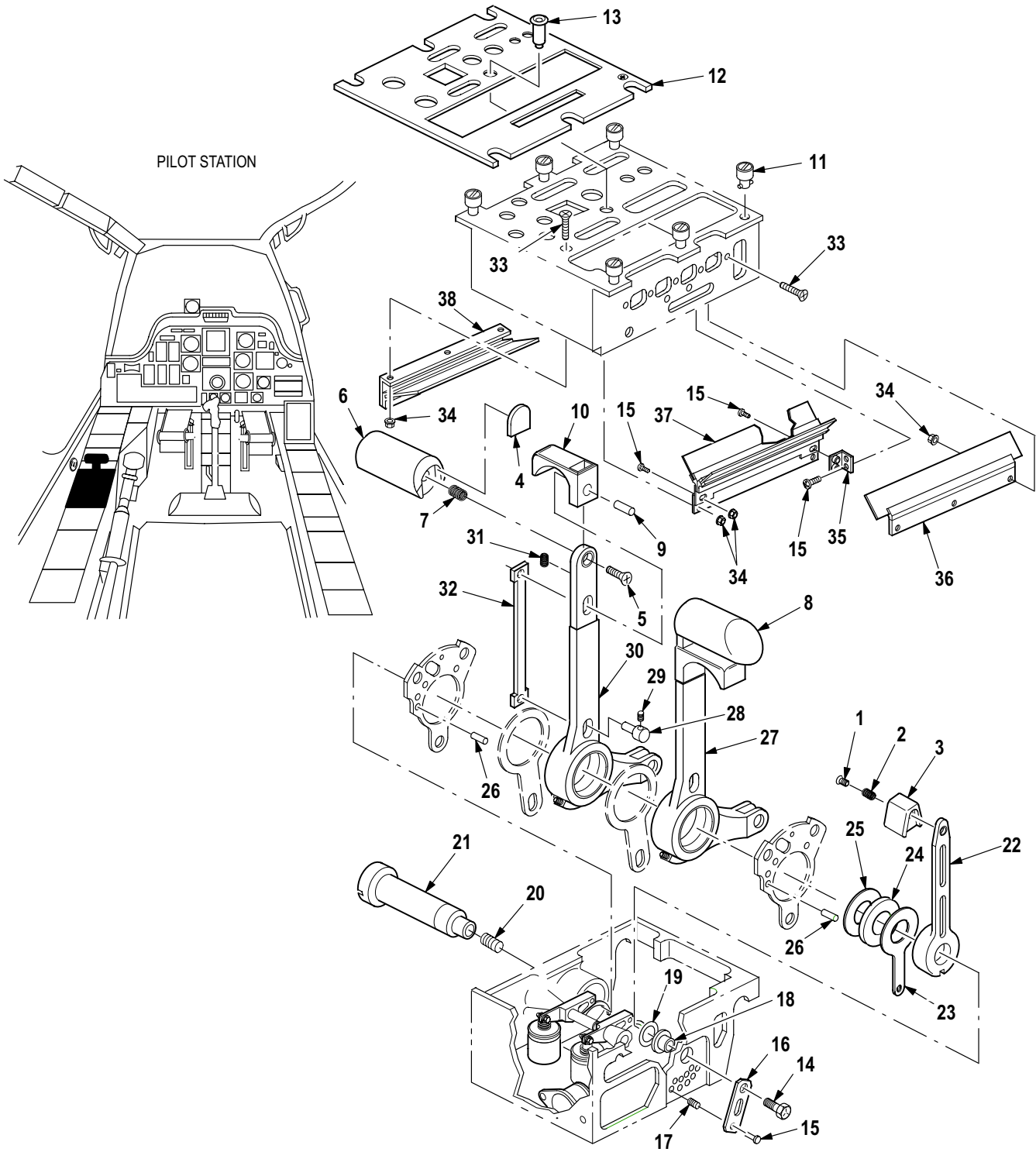
(1) ITEM NO.	(2) SMR CODE	(3) CAGE	(4) PART NUMBER	(5) DESCRIPTION AND USABLE ON CODE (UOC)	(6) QTY
48	PAFFF	80477	63294-5	• Lever Assy, Power	1
49	PAFZZ	80477	30759/KZZ	•• Bushing, Sleeve	2
50	PAFZZ	96906	MS21209C0820	•• Insert, Screw Thread	1
51	PAFZZ	96906	MS51965-33	• Setscrew	2
END OF FIGURE					



M09-730B

Figure 274. Group 04 Quadrant Assembly, Pilot Power (Mechanism and Seals)
7-311660010-5

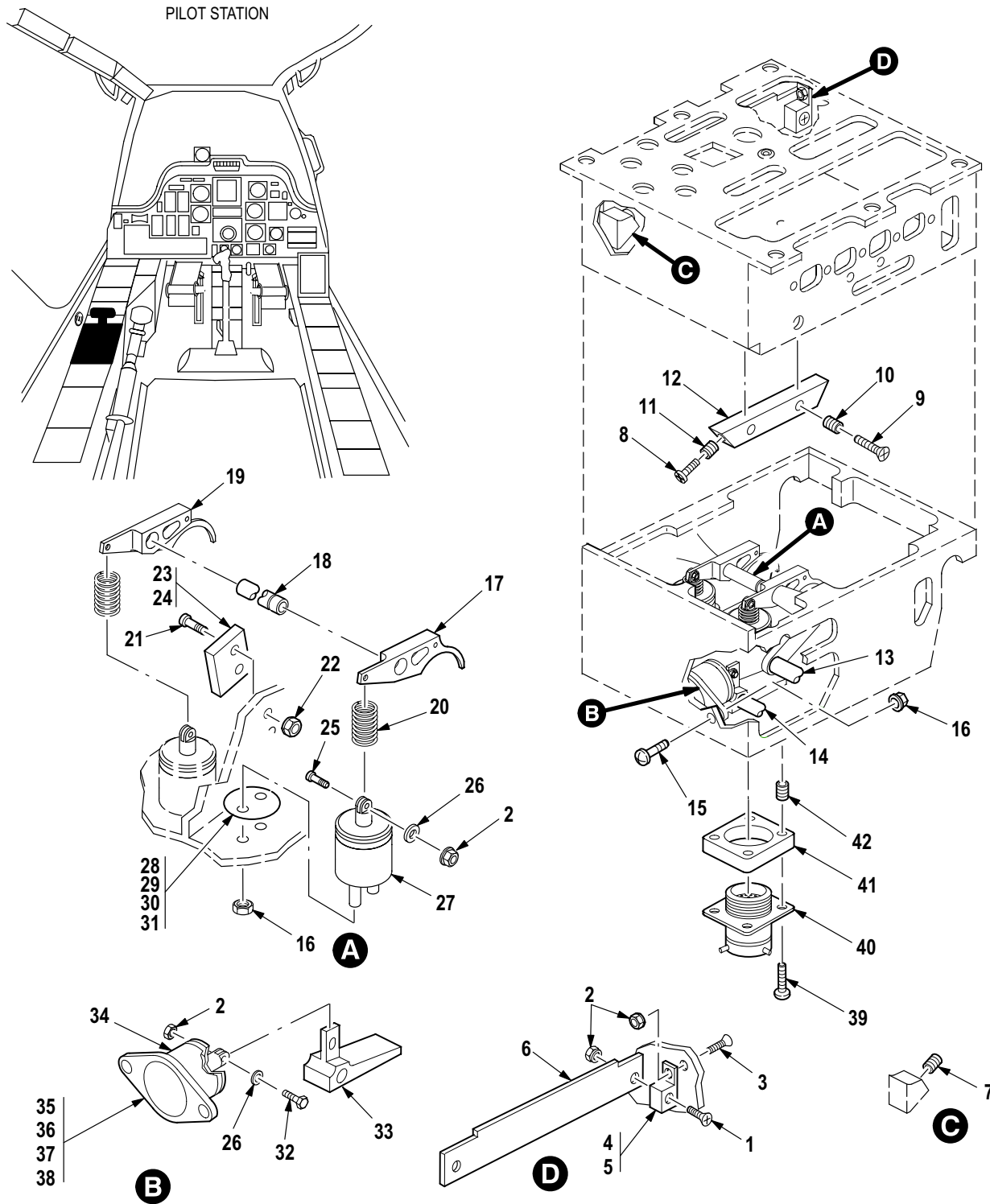
(1) ITEM NO.	(2) SMR CODE	(3) CAGE	(4) PART NUMBER	(5) DESCRIPTION AND USABLE ON CODE (UOC)	(6) QTY
				Group 04 Power Plants Fig. 274 Quadrant Assembly, Pilot Power (Mechanism and Seals) 7-31 1660010-5 See Fig. 272 for NHA	
1	PAFZZ	96906	MS35206-227	• Screw, Machine	8
2	PAFZZ	80477	64563/KYA	• Stop Mechanism Asse	1
3	PAFZZ	96906	MS35206-229	• Screw, Machine	4
4	PAFZZ	96906	MS21083N06	• Nut, Self-Locking, He	5
5	PAFZZ	80477	63273	• Support Plate, Power	1
6	PAFZZ	80477	64550/KKP	• Support Plate, Power	1
7	PAFZZ	96906	MS90335-2	• Connector, Receptacl	1
8	PAFZZ	80477	20087-306	• Setscrew	2
9	PAFZZ	80477	63282	• Seal, Separator	1
10	PAFZZ	96906	MS51957-45	• Screw, Machine	4
11	PAFZZ	96906	MS35333-37	• Washer, Lock	1
12	PAFZZ	96906	MS24693-S29	• Screw, Machine	1
13	PAFZZ	80477	30677	• Splice, Conductor	3
14	PAFZZ	96906	MS24693-S3	• Screw, Machine	21
15	PAFZZ	80477	63274	• Seal, Support, Power	1
16	PAFZZ	80477	63275	• Seal, Support, Power	1
17	PAFZZ	80477	63276	• Seal, Support, Power	1
18	PAFZZ	80477	63277	• Seal, Power Quadrant	1
19	PAFZZ	80477	63278	• Seal, Power Quadrant	1
20	PAFZZ	80477	63279	• Seal, Power Quadrant	1
21	PAFZZ	80477	63280	• Seal, Retainer	1
22	PAFZZ	80477	63281	• Gasket	1
23	PAFZZ	96906	MS35206-216	• Screw, Machine	4
24	PAFZZ	96906	MS21044-N04	• Nut, Self-Locking, He	4
25	PAFZZ	80477	30868/KZZ	• Backshell, Switch	1
26	PAFZZ	96906	MS27656T17B26P	• Connector, Receptacl	1
27	XDFZZ	04643	THWA0612	• Washer, Flat	4
28	PAFZZ	96906	MS35206-230	• Screw, Machine	6
29	PAFZZ	80477	65044/KZZ	• Bracket, Angle	1
30	PAFFF	80477	63293	• Housing Assembly	1
31	PAFZZ	80477	30223	• Fastener, Housing As	6
32	PAFZZ	96906	MS21209C0820	• Insert, Screw Thread	4
33	PAFZZ	80477	64526/KZZ	• Plug, Housing Assemb	1
34	XDFZZ	80477	KZ304	• Nameplate	1
END OF FIGURE					



M09-1326B

Figure 275. Group 04 Quadrant Assembly, Pilot Power (Part 1)
7-31 1660010-7

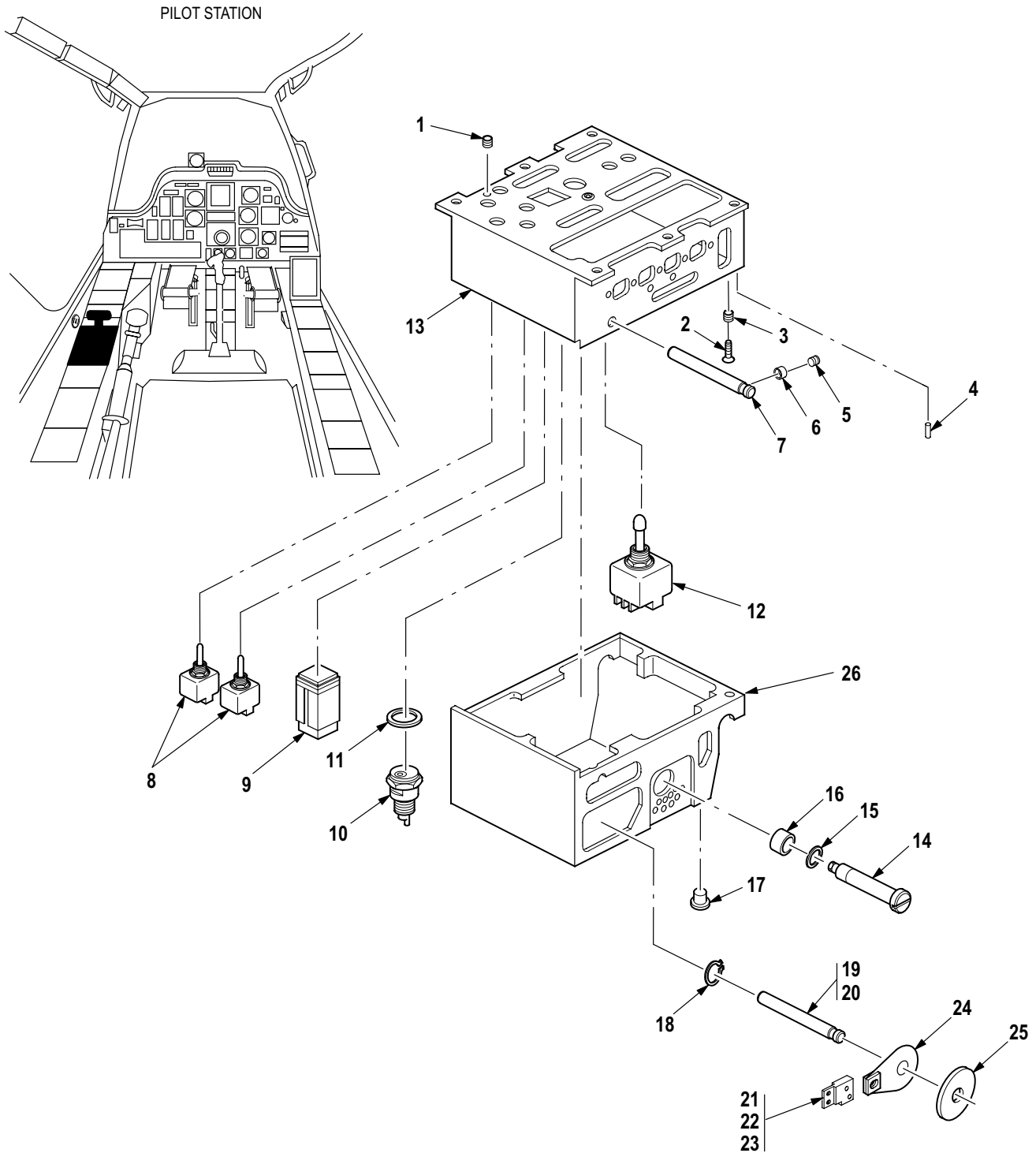
(1) ITEM NO.	(2) SMR CODE	(3) CAGE	(4) PART NUMBER	(5) DESCRIPTION AND USABLE ON CODE (UOC)	(6) QTY
				Group 04 Power Plants Fig. 275 Quadrant Assembly, Pilot Power (Part 1) 7-31 1660010-7 See Fig. 272 for NHA	
1	PAFZZ	96906	MS51960-31B	• Screw, Machine	1
2	PAFZZ	96906	MS21209F0620	• Insert, Screw Thread	1
3	XDFZZ	04638	2100384-001	• Friction Cont Knob	1
4	XDFZZ	04638	2100379-001	• Cover, Input Arm	2
5	PAFZZ	96906	MS51960-67B	• Screw, Machine	2
6	XDFZZ	04638	2100363-001	• Knob LH.	1
7	PAFZZ	96906	MS21209F1-20	• Insert, Screw Thread	2
8	XDFZZ	04638	2100362-001	• Knob RH.	1
9	PAFZZ	04638	2100376-001	• Spacer, Plate	2
10	PAFZZ	04638	2100368-001	• Release, Servo, Autom	2
11	PAFZZ	04638	9600912-001	• Stud Assembly, Turnl	6
12	XDFZZ	04638	9600875-001	• Panel, Edge Lighted	1
13	PAFZA	96906	MS90335-2	• Connector, Receptacl	1
14	PAFZZ	04638	2100373-001	• Screw, Cap, Hexagon H	1
15	PAFZZ	96906	MS16995-10	• Screw, Cap, Socket He	4
16	PAFZZ	04638	2100372-001	• Plate, Mounting	1
17	PAFZZ	96906	MS21209C0410	• Insert, Screw Thread	9
18	PAFZZ	04638	2100375-001	• Spacer, Sleeve	1
19	PAFZZ	04638	9600894-001	• Washer, Spring Tensi	1
20	PAFZZ	96906	MS21209F1-15	• Insert, Screw Thread	1
21	PAFZZ	04638	2100387-001	• Pin, Shoulder, Headed	1
22	PAFZZ	04638	2100385-001	• Axle, Straight	1
23	PAFZZ	04638	2100389-001	• Spacer, Plate	1
24	PAFZZ	04638	9600867-001	• Bearing, Roller, Thru	1
25	PAFZZ	04638	9600869-001	• Seat, Bearing	1
26	PAFZZ	04638	9600890-001	• Lever, Manual Contro	2
27	PAFFF	04638	2100399-002	• Lever, Remote Contro (See Fig. 278 for Breakdown)	1
28	PAFZZ	04638	2100377-001	• Pin, Shoulder, Headle	2
29	PAFZA	96906	MS21209C0510	• Insert, Screw Thread	2
30	PAFFF	04638	2100399-001	• Lever, Remote Contro (See Fig. 278 for Breakdown)	1
31	PAFZZ	04638	9600949-001	• Spring, Helical, Comp	2
32	PAFZZ	04638	2100374-001	• Pin, Straight, Headle	2
33	PAFZZ	96906	MS51959-16B	• Screw, Machine	15
34	PAFZZ	80205	NAS1291C04M	• Nut, Self-Locking, Ex	9
35	PAFZZ	04638	2100369-001	• Bracket, Angle	2
36	PAFZZ	04638	2100378-001	• Holder, Assembly, Ele	1
37	PAFZZ	04638	2100458-001	• Holder, Assembly, Ele	1
38	PAFZZ	04638	2100459-001	• Holder, Assembly Ele	1
END OF FIGURE					



M09-1327D

Figure 276. Group 04 Quadrant Assembly, Pilot Power (Part 2)
7-31 1660010-7

(1) ITEM NO.	(2) SMR CODE	(3) CAGE	(4) PART NUMBER	(5) DESCRIPTION AND USABLE ON CODE (UOC)	(6) QTY
				Group 04 Power Plants Fig. 276 Quadrant Assembly, Pilot Power (Part 2) 7-31 1660010-7 See Fig. 272 for NHA	
1	PAFZZ	96906	MS16995-10	• Screw, Cap, Socket He	1
2	PAFZZ	80205	NAS1291C04M	• Nut, Self-Locking, Ex	3
3	PAFZZ	96906	MS51959-16B	• Screw, Machine	1
4	PAFZZ	04638	2100445-001	• Bracket, Angle	2
5	PAFZZ	04638	2100445-002	• Bracket, Angle	2
6	PAFZZ	04638	2100444-001	• Spacer, Plate	1
7	PAFZZ	96906	MS21209C0815	• Insert, Screw Thread	3
8	PAFZZ	80205	NAS1352C08-6	• Screw, Cap, Socket He	2
9	PAFZZ	96906	MS51960-30B	• Screw, Machine	2
10	PAFZZ	96906	MS21209F0610	• Insert, Screw Thread	2
11	PAFZZ	96906	MS21209C0810	• Insert, Screw Thread	2
12	PAFZZ	04638	2100393-001	• Spacer, Straight	1
13	PAFZZ	04638	2100388-002	• Pin, Shoulder, Headed	1
14	PAFZZ	04638	2100388-001	• Pin, Shoulder, Headed	1
15	PAFZZ	96906	MS51959-30B	• Screw, Machine	2
16	PAFZZ	80205	NAS1291C06M	• Nut, Self-Locking, Ex	6
17	PAFZZ	04638	2100364-001	• Lever, Manual Contro	1
18	PAFZZ	04638	2100405-001	• Pin, Straight, Headle	1
19	XDFZZ	04638	2100365-001	• Lever, Remote Contro	1
20	PAFZZ	04638	9600914-001	• Spring, Helical, Comp	2
21	PAFZZ	04638	9600922-001	• Screw, Machine	2
22	PAFZZ	80205	NAS1291C02M	• Nut, Self-Locking, Ex	2
23	PAFZZ	96906	MS27216-2	• Switch, Sensitive	2
24	PAFZZ	96214	410256-5	• Adapter, Switch Actu	2
25	PAFZZ	04638	2100394-001	• Screw, Shoulder	2
26	XDFZZ	04638	9601007-001	• Washer, Blank	3
27	PAFZZ	04638	9600876-001	• Solenoid Assembly	2
28	PAFZZ	04638	2100404-001	• Washer, Flat	8
29	PAFZZ	04638	2100404-002	• Washer, Flat	8
30	PAFZZ	04638	2100404-003	• Washer, Flat	4
31	PAFZZ	04638	2100404-004	• Washer, Flat	6
32	PAFZZ	04638	9600887-001	• Screw, Shoulder	1
33	PAFZZ	04638	2100383-001	• Lever, Manual Contro	1
34	PAFZZ	04638	9600882-001	• Solenoid Assembly	1
35	PAFZZ	04638	2100403-001	• Spacer, Plate	2
36	PAFZZ	04638	2100403-002	• Spacer, Straight	8
37	PAFZZ	04638	2100403-003	• Spacer, Straight	2
38	PAFZZ	04638	2100403-004	• Spacer, Straight	2
39	PAFZZ	80205	NAS1352C04-10P	• Screw, Cap, Socket He	4
40	PAFZA	96906	MS27656T17B26P	• Connector, Receptacl	1
41	PAFZZ	04638	2100386-001	• Spacer, Plate	1
42	PAFZZ	96906	MS21209C0410	• Insert, Screw Thread	4
END OF FIGURE					

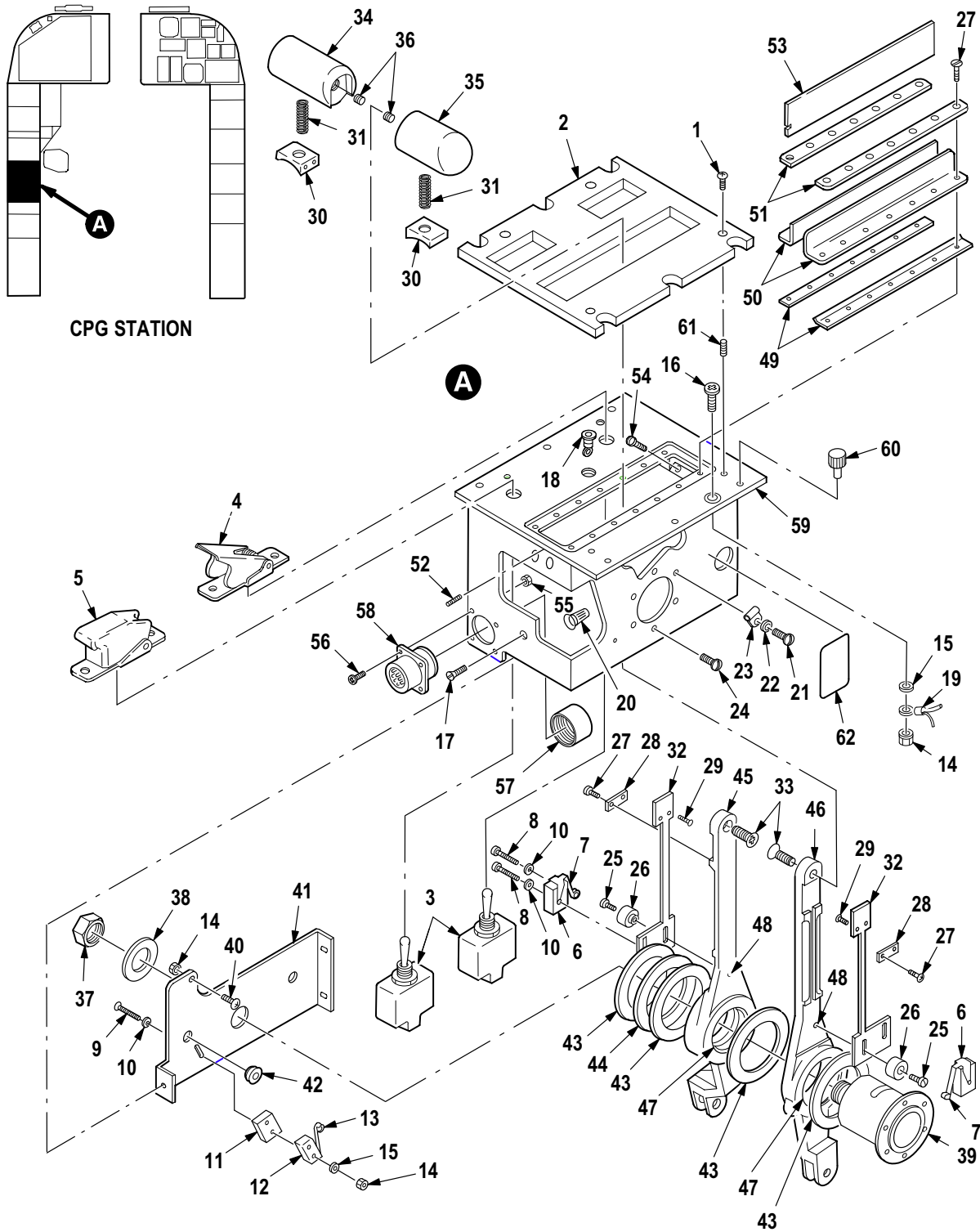


M09-1328B

Figure 277. Group 04 Quadrant Assembly, Pilot Power (Part 3)
7-31 1660010-7

(1) ITEM NO.	(2) SMR CODE	(3) CAGE	(4) PART NUMBER	(5) DESCRIPTION AND USABLE ON CODE (UOC)	(6) QTY
				Group 04 Power Plants Fig. 277 Quadrant Assembly, Pilot Power (Part 3) 7-31 1660010-7 See Fig. 272 for NHA	
1	PAFZZ	96906	MS21209C0615	• Insert, Screw Thread	4
2	PAFZZ	80205	NAS1352C08-10	• Screw, Cap, Socket He	10
3	PAFZZ	96906	MS21209C0815	• Insert, Screw Thread	10
4	PAFZZ	96906	MS16555-625	• Pin, Straight, Headle	2
5	PAFZZ	80205	NAS1081C06D3	• Setscrew	1
6	PAFZZ	96906	MS21209C0610	• Insert, Screw Thread	1
7	PAFZZ	04638	2100405-001	• Pin, Straight, Headle	1
8	PAFZZ	96906	MS24523-31	• Switch, Toggle	2
9	PAFZZ	04638	9600873-001	• Light Assembly, Indi	1
10	PAFZZ	80477	4337	• Switch, Lock, Ignitio	1
11	PAFZZ	88044	AN936A1216	• Washer, Lock	1
12	PAFZZ	96906	MS27409-1A	• Switch, Toggle	1
13	XAFZZ	04638	2100397-001	• Housing, Upper	1
14	PAFZZ	04638	2100387-001	• Pin, Shoulder, Headed	1
15	PAFZZ	04638	9600870-001	• Seat, Bearing	2
16	PAFZZ	04638	9600868-001	• Retainer and Roller	1
17	PAFZZ	04638	2100402-001	• Pin, Straight Headed	1
18	PAFZZ	04638	9600947-001	• Ring, Retaining	2
19	PAFZZ	04638	2100388-001	• Pin, Shoulder, Headed	1
20	PAFZZ	04638	2100388-002	• Pin, Shoulder, Headed	1
21	PAFZZ	04638	2100409-001	• Bracket, Mounting	1
22	PAFZZ	96906	MS16995-10	• Screw, Cap, Socket He	2
23	PAFZZ	80205	NAS1291C04M	• Nut, Self-Locking, Ex	3
24	PAFZZ	04638	2100437-001	• Panel, Vehicular Ope	1
25	PAFZZ	04638	2100389-001	• Spacer, Plate	1
26	XAFZZ	04638	2100396-001	• Housing, Lower	1
END OF FIGURE					

(1) ITEM NO.	(2) SMR CODE	(3) CAGE	(4) PART NUMBER	(5) DESCRIPTION AND USABLE ON CODE (UOC)	(6) QTY
				Group 04Power Plants Fig. 278 Lever, Remote Control See Fig. 275 for NHA	
1	PAFFF	04638	2100399-001	• Lever, Remote Contro	1
2	PAFZZ	96906	MS51958-27	•• Screw, Machine	1
3	PAFZZ	96906	MS21209F0610	•• Insert, Screw Thread	1
4	PAFZZ	04638	2100446-001	•• Pin, Straight, Headl	2
5	PAFZZ	96906	MS24667-15	•• Screw, Cap, Socket He	3
6	PAFZZ	96906	MS21209C0815	•• Insert, Screw Thread	5
7	PAFZZ	80205	NAS1352-08-8P	•• Screw, Cap, Socket He	2
8	PAFZZ	04638	2100408-001	•• Cam, Control	1
9	PAFZZ	04638	2100398-001	•• Bushing Blank	1
10	PAFZZ	04638	9600865-001	•• Disk Brake Shoe	1
11	PAFFF	04638	2100399-002	• Lever, Remote Contro	1
12	PAFZZ	04638	9600865-001	•• Disk Brake Shoe	1
13	PAFZZ	96906	MS51958-27	•• Screw, Machine	1
14	PAFZZ	96906	MS21209F0610	•• Insert, Screw Thread	1
15	PAFZZ	04638	2100446-002	•• Pin, Straight Headl	2
16	PAFZZ	80205	NAS1352-08-14P	•• Screw, Cap, Socket He	5
17	PAFZZ	96906	MS21209C0815	•• Insert, Screw Thread	5
18	PAFZZ	04638	2100407-001	•• Cam, Control	1
19	PAFZZ	04638	2100411-001	•• Spacer, Plate	1
20	PAFZZ	04638	2100398-002	•• Bushing, Blank	1
END OF FIGURE					

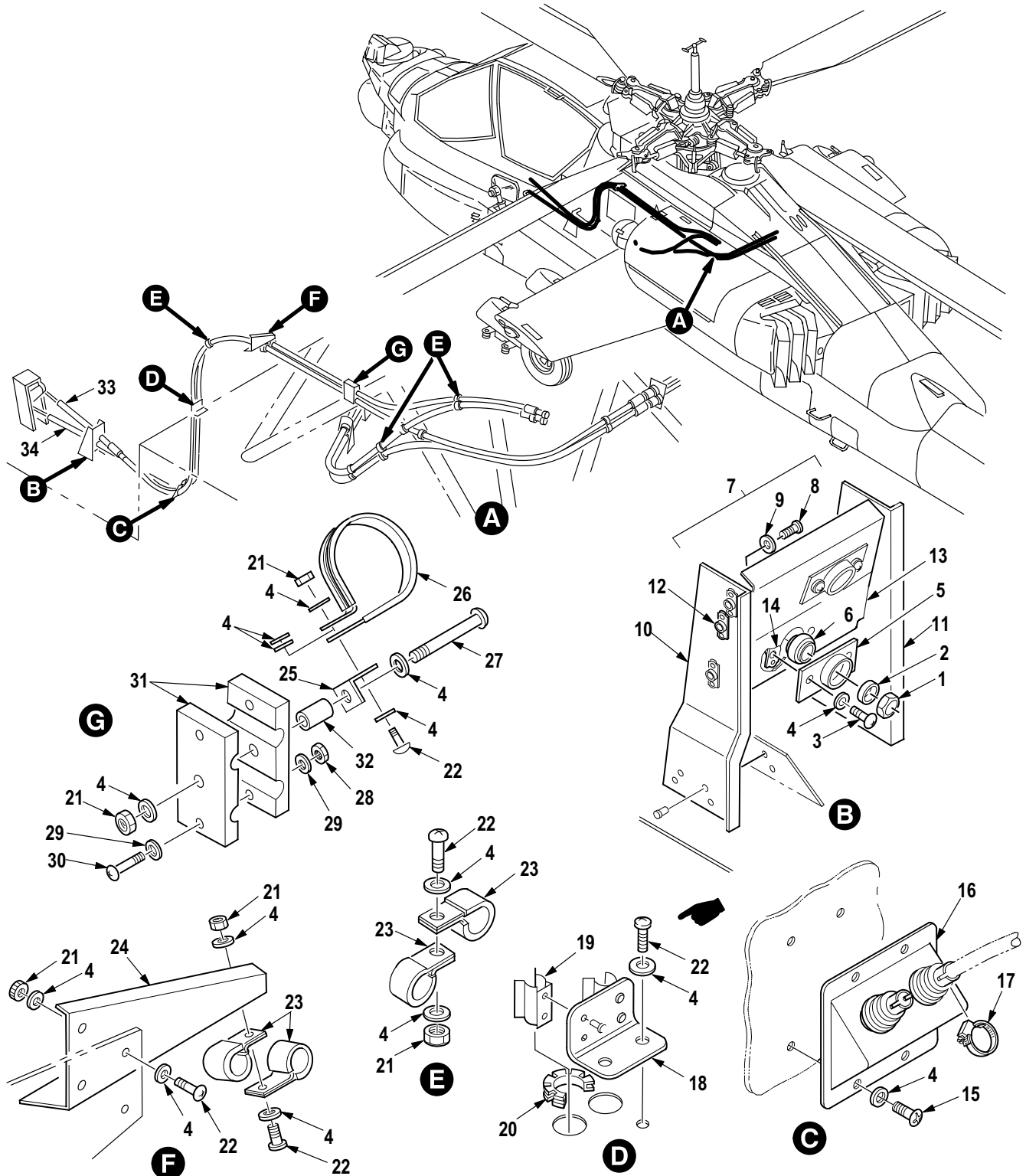


M09-728C

Figure 279. Group 04 Quadrant, Control Copilot/Gunner
7-21 1660011-3

(1) ITEM NO.	(2) SMR CODE	(3) CAGE	(4) PART NUMBER	(5) DESCRIPTION AND USABLE ON CODE (UOC)	(6) QTY
				Group 04 Power Plants Fig. 279 Quadrant, Control Copilot/Gunner 7-21 1660011-3 See Fig. 271 for NHA	
1	PAFZZ	80477	20142-307	• Screw, Self-Locking	4
2	PAFZZ	80477	30624	• Panel, Indicating, Li	1
3	PAFZZ	96906	MS24523-22	• Switch, Toggle	2
4	PAFZZ	80477	NAS11073-1	• Guard, Switch	1
5	PAFZZ	96906	MS25224-1	• Guard, Switch	1
6	PAFZZ	80477	30340	• Switch, Sensitive	2
7	PAFZZ	80477	30177	• Adapter, Switch Actuator	2
8	PAFZZ	96906	MS35206-208	• Screw, Machine	4
9	PAFZZ	96906	MS35206-210	• Screw, Machine	4
10	PAFZZ	96906	MS27183-2	• Washer, Flat	8
11	PAFZZ	80477	63291	• Spacer Block, Micro	2
12	PAFZZ	96906	MS27216-2	• Switch, Sensitive	2
13	PAFZZ	80477	30132	• Actuator, Switch, Power	2
14	PAFZZ	96906	MS21083N06	• Nut, Self-Locking, Hex	6
15	PAFZZ	96906	MS35333-37	• Washer, Lock	1
16	PAFZZ	96906	MS35265-42	• Screw, Machine	1
17	PAFZZ	96906	MS24693S27	• Screw, Machine	3
18	PAFZZ	80477	30333	• Connector, Quadrant	1
19	PAOZZ	96906	MS25036-145	• Terminal, Lug	3
20	PAFZZ	80477	30677	• Splice, Conductor	4
21	PAFZZ	96906	MS35265-41	• Screw, Machine	5
22	PAFZZ	88044	AN960-8L	• Washer, Flat	1
23	XDFZZ	80477	30694	• Clamp, Loop	1
24	PAFZZ	96906	MS24693-S29	• Screw, Machine	1
25	PAFZZ	96906	MS16997-10	• Screw, Cap, Socket Head	2
26	PAFZZ	80477	61339	• Guide, Power Quadrant	2
27	PAFZZ	96906	MS24693-S3	• Screw, Machine	18
28	PAFZZ	80477	63284	• Plate, Retaining, Power	2
29	PAFZZ	96906	MS24693S2	• Screw, Machine	4
30	PAFZZ	80477	63285	• Release, Trigger	2
31	PAFZZ	80477	30698	• Spring, Helical, Compression	2
32	PAFZZ	80477	63322	• Stop, Recess Bar	2
33	PAFZZ	96906	MS24693S95	• Screw, Machine	2
34	PAFFF	80477	63287	• Handle Assy, Power LH	1
35	PAFFF	80477	63288	• Handle Assembly RH	1
36	XDFZZ	80477	30706	• Insert, Helical Coil	1
37	PAFZZ	96906	MS21083N10	• Nut, Self-Locking, Hex	1
38	PAFZZ	80205	NAS1149C1063R	• Washer, Flat	1
39	PAFZZ	80477	63319-3	• Shaft, Lever, Power	1
40	PAFZZ	96906	MS35206-229	• Screw, Machine	2
41	PAFZZ	80477	63321	• Plate Support, Shaft	1
42	PAFZZ	80477	30173	• Grommet	1
43	PAFZZ	80477	63320	• Spacer, Power Quadrant	V
44	PAFZZ	80477	KJ149	• Shim	V
45	PAFFF	80477	63317-3	• Lever Assy, Power	1
46	PAFFF	80477	63316-3	• Lever Assy, Power	1
47	PAFZZ	80477	64508-1	• Bearing, Sleeve (U/O P/N 63316-3)	1
47	PAFZZ	80477	64508-3	• Bearing, Power Lever (U/O P/N 63317-3)	1

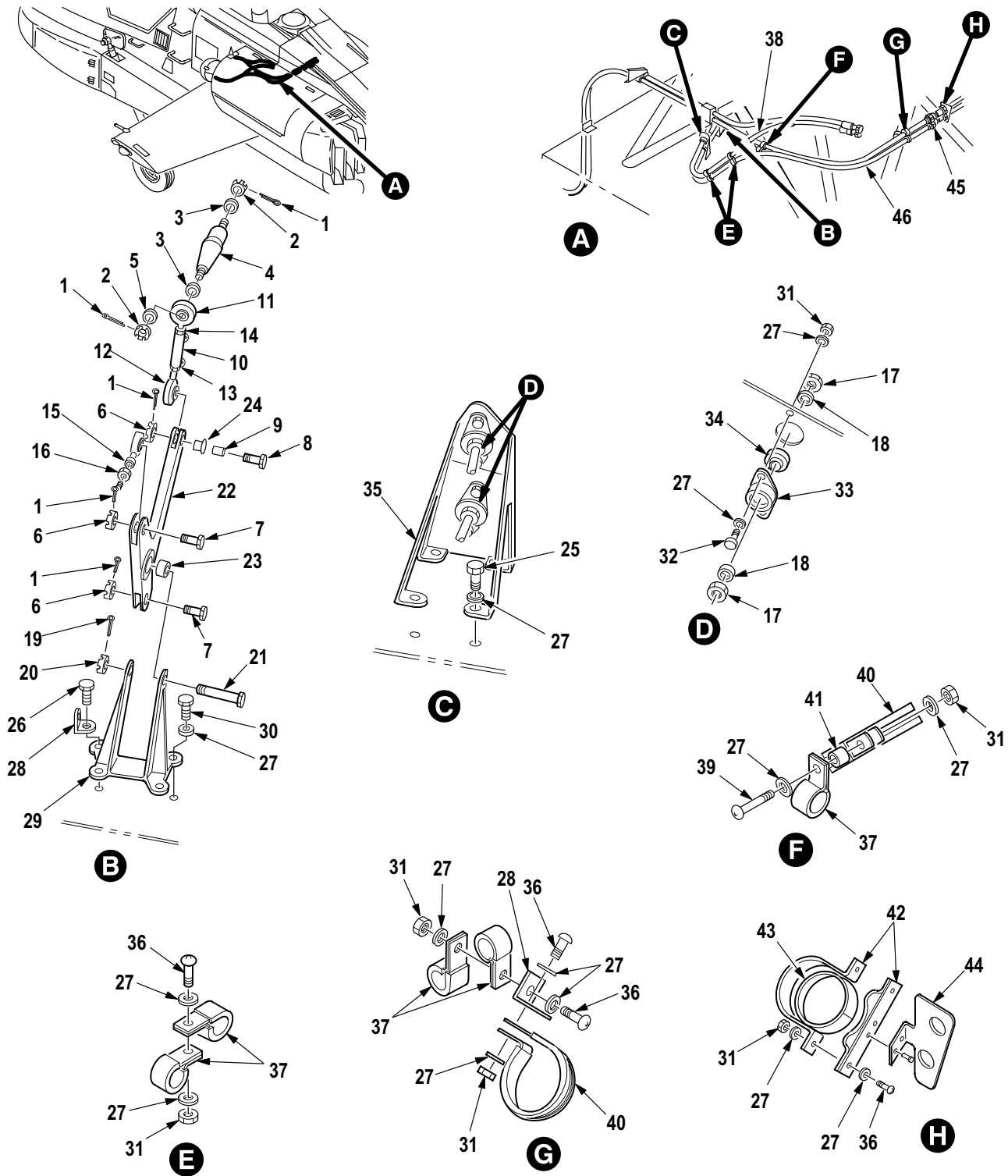
(1) ITEM NO.	(2) SMR CODE	(3) CAGE	(4) PART NUMBER	(5) DESCRIPTION AND USABLE ON CODE (UOC)	(6) QTY
48	PAFZZ	96906	MS21209C0415	• • Insert, Screw Thread	1
49	PAFZZ	80477	63275	• Seal, Support, Power	2
50	PAFZZ	80477	63277	• Seal, Power Quadrant	2
51	PAFZZ	80477	63281	• Gasket	2
52	PAFZZ	80477	20087-306	• Setscrew	2
53	PAFZZ	80477	63282	• Seal, Separator	1
54	PAFZZ	96906	MS51957-45	• Screw, Machine	4
55	PAFZZ	96906	MS21044-N04	• Nut, Self-Locking, He	4
56	PAFZZ	96906	MS35206-216	• Screw, Machine	4
57	PAFZZ	81349	M85049/31-14W	• Adapter, Cable Clamp	1
58	PAFZZ	81349	M83723-72R1415N	• Connector, Receptacl	1
59	PAFFF	80477	63293-3	• Housing Assembly	1
60	PAFZZ	80477	30223	• • Fastener, Housing As	6
61	PAFZZ	96906	MS21209C0820	• • Insert, Screw Thread	4
62	XDFZZ	80477	KZ304	• Nameplate	1
END OF FIGURE					



M09-187D

Figure 280. Group 04 Engine Control Subsystem Installation (FS 140 to FS 219)
7-31 1660001

(1) ITEM NO.	(2) SMR CODE	(3) CAGE	(4) PART NUMBER	(5) DESCRIPTION AND USABLE ON CODE (UOC)	(6) QTY
				Group 04 Power Plants Fig. 280 Engine Control Subsystem Installation (FS 140 to FS 219) 7-31 1660001	
1	PAOZZ	43999	1N7-8A	• Nut, Plain, Hexagon	12
2	PAOZZ	80205	NAS43DD8-10N	• Spacer, Sleeve	2
3	PAOZZ	80205	NAS6603-3	• Bolt, Shear	14
4	PAOZZ	88044	AN960JD10L	• Washer, Flat	22
5	PAOZZ	02731	7-21 1660004-1	• Plate, Retaining, Bea	2
6	PAOZZ	96906	MS14104-8	• Bearing, Plain, Self	2
7	AOOOO	02731	7-21 1660018-1 1	• Bracket Assy	1
8	PAOZZ	96906	MS27039C1-07	• • Screw, Machine	6
9	PAOZZ	88044	AN960PD10L	• • Washer, Flat	6
10	PAOOO	02731	7-21 1660018-13	• • Flange Assy, Bracket	1
11	PAOOO	02731	7-21 1660018-15	• • Flange Assy, Bracket	1
12	PAOZZ	80205	MS21075L3E	• • • Nut, Self-Locking, Pl	3
13	PAOOO	02731	7-21 1660018-19	• • Support Assy, Bracke	1
14	PAOZZ	80205	MS21075L3E	• • • Nut, Self-Locking, Pl	4
15	PAOZZ	80205	NAS1096-3-8	• Screw, Machine	4
16	PAOZZ	02731	7-31 1661026	• Seal, Bulkhead	1
17	PAOZZ	80205	NAS1922-0050-1	• Clamp, Hose	4
18	PAOOO	02731	7-21 1660014	• Bracket Assy, Suppor	1
19	PAOZZ	80205	NAS1464-034-08C	• • Clip, Spring Tension	2
20	PAOZZ	96906	MS21266-2T	• Grommet, Nonmetallic	V
21	PAOZZ	96906	MS21044N3	• Nut, Self-Locking, He	8
22	PAOZZ	80205	NAS603-8	• Screw, Machine	9
23	PAOZZ	96906	MS21919WCJ6	• Clamp, Loop	8
24	PAOZZ	02731	7-21 1660022	• Support, Engine Cont	1
25	PAOZZ	88044	AN743-12	• Bracket, Angle	2
26	PAOZZ	96906	MS21919WCJ23	• Clamp, Loop	1
27	PAOZZ	80205	NAS603-26P	• Screw, Machine	1
28	PAOZZ	96906	MS21044N08	• Nut, Self-Locking, He	2
29	PAOZZ	88044	AN960JD8L	• Washer, Flat	4
30	PAOZZ	80205	NAS602-16P	• Screw, Machine	2
31	PAOZZ	02731	7-21 1660021-5	• Clamp, Block	1
32	PAOZZ	80205	NAS43HT3-32	• Spacer, Sleeve	1
33	PAOZZ	02731	7-1 17600001-37	• Control Assembly, Pu (U/W P/N 7-117600001-35, P/N 7-117600001-39, P/N 7-117600001-41, P/N 7-117600001-45)	1
34	PAOZZ	02731	7-1 17600001-35	• Control Assembly, Pu (U/W P/N 7-117600001-37, P/N 7-117600001-39, P/N 7-117600001-41, P/N 7-117600001-45)	1
END OF FIGURE					

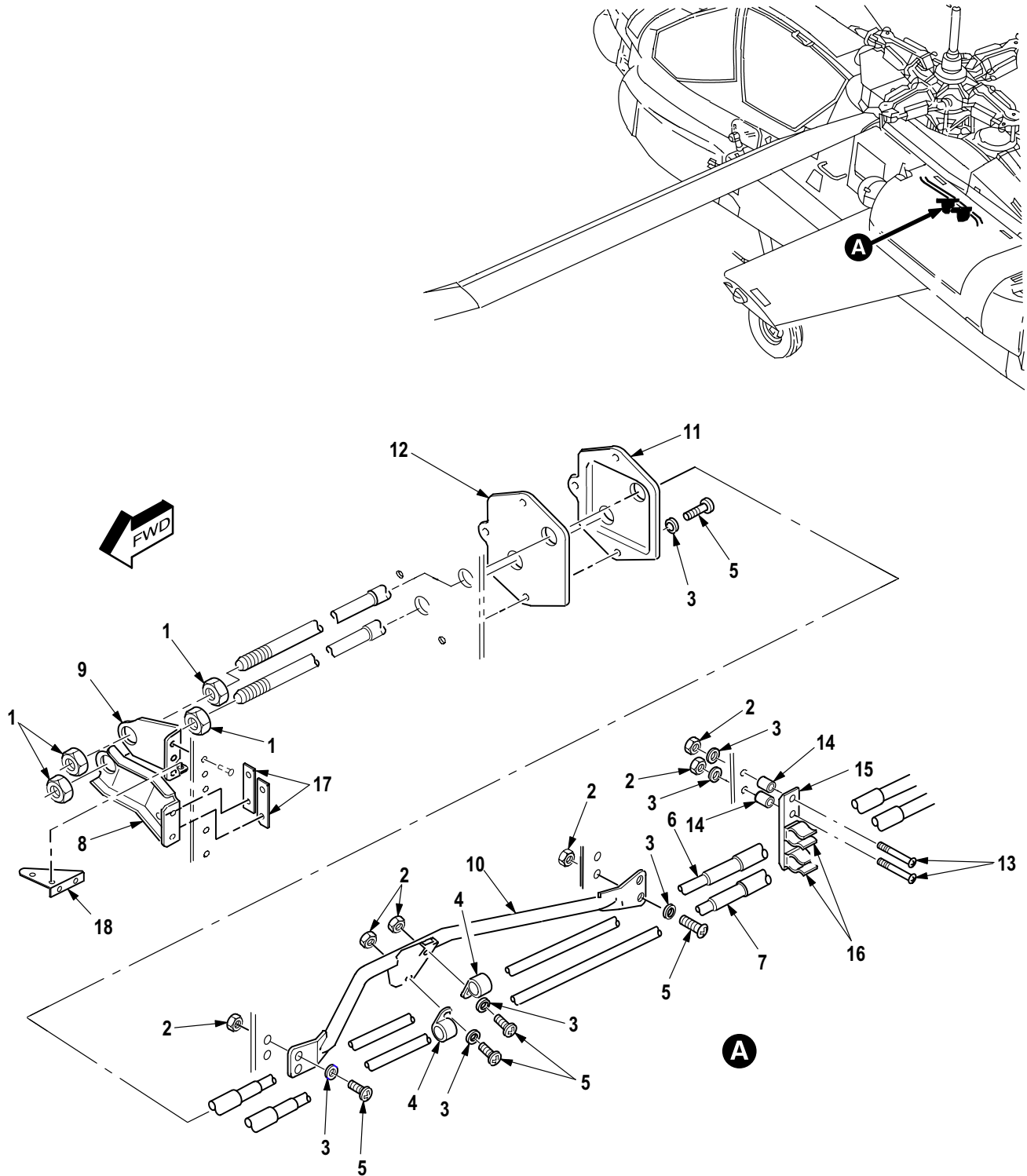


M09-188F

Figure 281. Group 04 Engine Control Subsystem Installation (FS 175 to FS 219)
7-311660001

(1) ITEM NO.	(2) SMR CODE	(3) CAGE	(4) PART NUMBER	(5) DESCRIPTION AND USABLE ON CODE (UOC)	(6) QTY
				Group 04 Power Plants Fig. 281 Engine Control Subsystem Installation (FS 175 to FS 219) 7-31 1660001	
1	PAOZZ	96906	MS24665-134	• Pin, Cotter	5
2	PAOZZ	96906	MS17825-4	• Nut, Self-Locking, SI	2
3	PAOZZ	88044	AN960PD416L	• Washer, Flat	2
4	PAOZZ	02731	7-31 1660027-3	• Adapter, Control Rod	1
5	PAOZZ	88044	AN960JD416	• Washer, Flat	1
6	PAOZZ	96906	MS21224-4	• Nut, Self-Locking, As	3
7	PAOZZ	96906	MS27576-4-10	• Bolt, Close Toleranc	2
8	PAOZZ	96906	MS27576-4-13	• Bolt, Close Toleranc	1
9	PAOZZ	80205	NAS76A4-007P	• Bushing, Sleeve	1
10	PAOOO	02731	7-31 1660012-1 1	• Connecting Link, Rig	1
11	PAOZZ	02731	HS5177-0104	•• Bearing, Plain, Rod E	1
12	PAOZZ	02731	HS5177-0004	•• Bearing, Plain, Rod E	1
13	PAOZZ	80205	NAS1423-5	•• Nut, Plain, Hexagon	1
14	PAOZZ	80205	NAS1423-5LH	•• Nut, Plain, Hexagon	1
15	PAOZZ	02731	HS4606-0004	• Bearing, Plain, Rod E	2
16	PAOZZ	88044	AN316-4R	• Nut, Plain, Hexagon	2
17	PAOZZ	43999	1N7-8A	• Nut, Plain, Hexagon	12
18	PAOZZ	80205	NAS43DD8-10N	• Spacer, Sleeve	2
19	PAOZZ	96906	MS24665-136	• Pin, Cotter	1
20	PAOZZ	96906	MS21224-5	• Nut, Self-Locking, As	2
21	PAOZZ	96906	MS27576-5-28	• Bolt, Close Toleranc	1
22	PAOFF	02731	7-31 1661003-7	• Bell Crank	1
23	PAFZZ	96906	MS27647-5	•• Bearing, Ball, Airfra	1
24	PAFZZ	02731	HS606B4P5	•• Bushing, Sleeve	1
25	PAOZZ	80205	NAS6603-4	• Bolt, Shear	4
26	PAOZZ	80205	NAS1303-7H	• Bolt, Shear	2
27	PAOZZ	88044	AN960JD10L	• Washer, Flat	22
28	PAOZZ	02731	HS5032-0001	• Bracket, Angle	1
29	PAOZZ	02731	7-31 1660008-7	• Support, Engine Cont	1
30	PAOZZ	80205	NAS1303-6H	• Bolt, Shear	1
31	PAOZZ	96906	MS21044N3	• Nut, Self-Locking, He	11
32	PAOZZ	80205	NAS1303-8H	• Bolt, Shear	1
33	PAOZZ	02731	7-21 1660004-1	• Plate, Retaining, Bea	2
34	PAOZZ	96906	MS14104-8	• Bearing, Plain, Self	2
35	PAOZZ	02731	7-21 1660009-3	• Support, Cable, Engin	1
36	PAOZZ	80205	NAS603-8	• Screw, Machine	6
37	PAOZZ	96906	MS21919WCJ6	• Clamp, Loop	7
38	PAOZZ	02731	7-1 17600001-41	• Control Assembly, Pu (U/W P/N 7-117600001-35, P/N 7-117600001-37, P/N 7-117600001-39, P/N 7-117600001-45)	1
39	PAOZZ	80205	NAS603-10P	• Screw, Machine	1
40	PAOZZ	96906	MS21919WCJ23	• Clamp, Loop	2
41	PAOZZ	80205	NAS43HT3-8	• Spacer, Sleeve	1
42	PAOZZ	02731	HS4181A28	• Clamp, Loop	1
43	MOOZZ	02731	7-31 1660001-3	• Grommet, Nonmetallic	1
44	PAOZZ	02731	7-21 1660023	• Bracket Assy, Engine	1

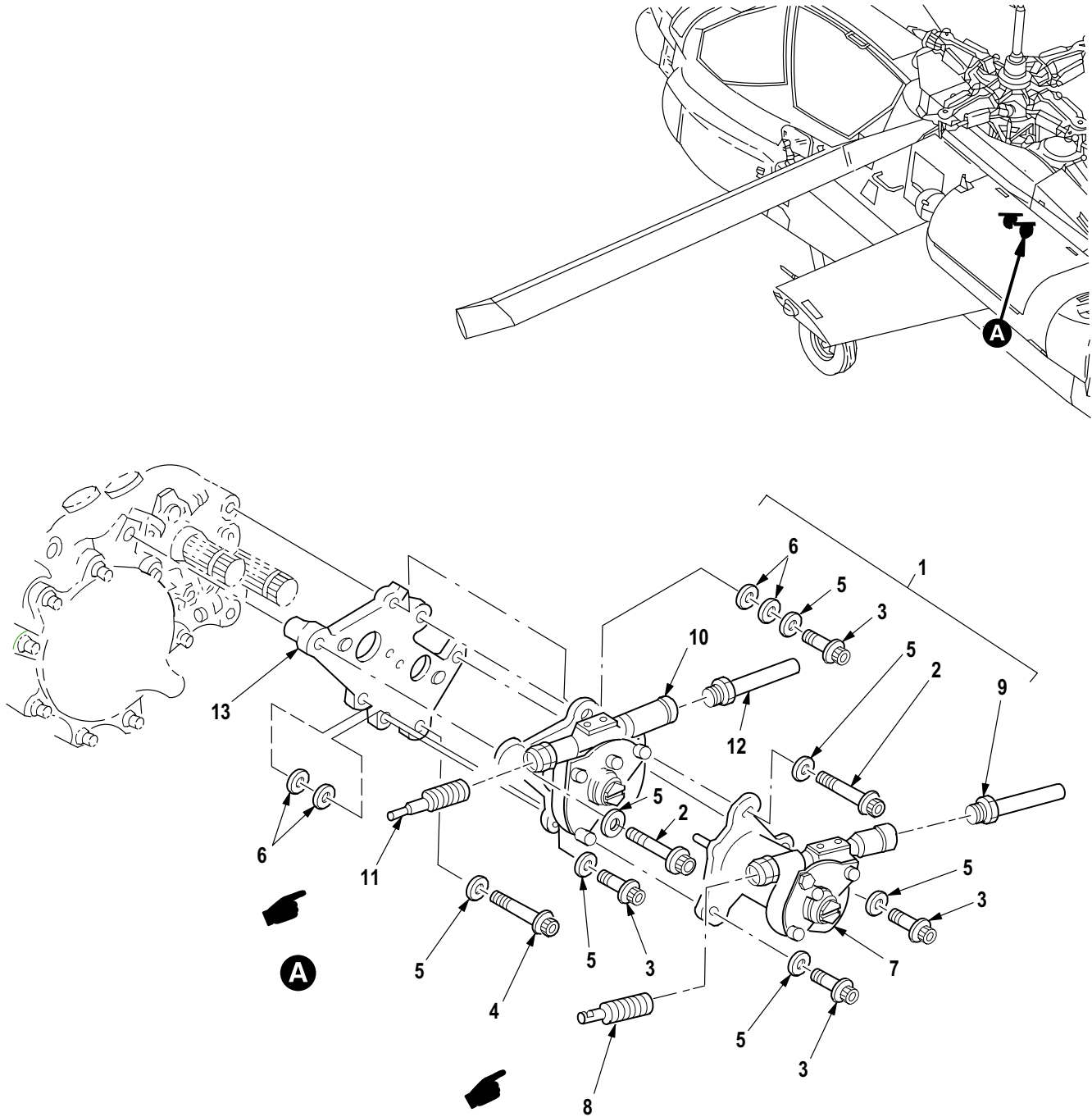
(1) ITEM NO.	(2) SMR CODE	(3) CAGE	(4) PART NUMBER	(5) DESCRIPTION AND USABLE ON CODE (UOC)	(6) QTY
45	PAOZZ	88044	AN316-9R	• Nut, Plain, Hexagon	4
46	PAOZZ	02731	7-1 17600001-39	• Control Assembly, Pu (U/W P/N 7-117600001-35, P/N 7-117600001-37, P/N 7-117600001-41, P/N 7-117600001-45)	1
END OF FIGURE					



M09-692C

Figure 282. Group 04 Engine Controls Installation (LH Nacelle)
7-21 1660002-603

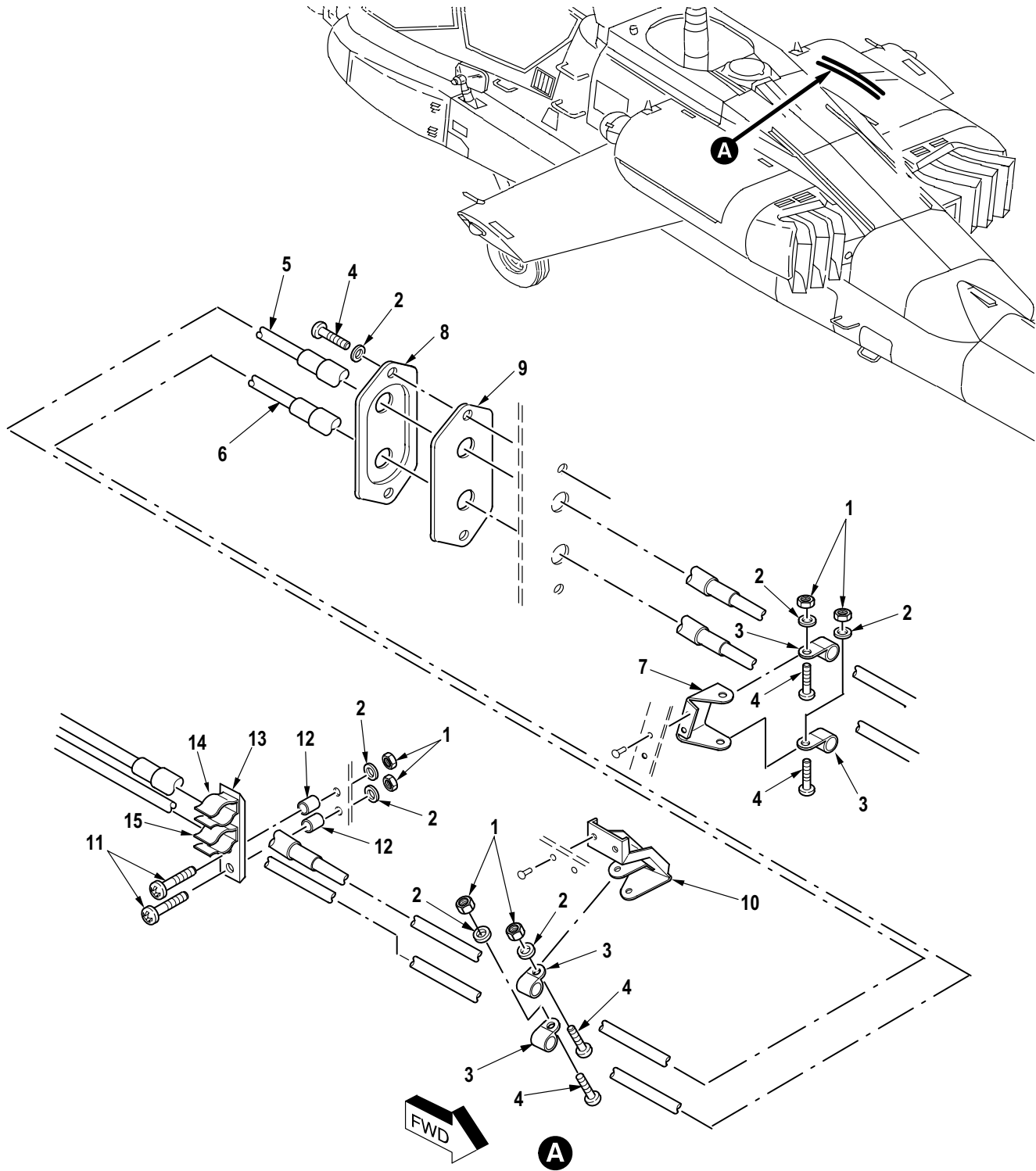
(1) ITEM NO.	(2) SMR CODE	(3) CAGE	(4) PART NUMBER	(5) DESCRIPTION AND USABLE ON CODE (UOC)	(6) QTY
				Group 04 Power Plants Fig. 282 Engine Controls Installation (LH Nacelle) 7-21 1660002-603	
1	PAOZZ	88044	AN316C9R	• Nut, Plain, Hexagon	4
2	PAOZZ	96906	MS21044C3	• Nut, Self-Locking, He	8
3	PAOZZ	88044	AN960C10L	• Washer, Flat	11
4	PAOZZ	96906	MS21919WCJ6	• Clamp, Loop	2
5	PAOZZ	80205	NAS603-8	• Screw, Machine	9
6	PAOZZ	02731	7-1 17600054-21	• Control Assembly, Pu (U/W P/N 7-117600054-23, P/N 7-117600054-25, P/N 7-117600054-27)	1
7	PAOZZ	02731	7-1 17600054-25	• Control Assembly, Pu (U/W P/N 7-117600054-21, P/N 7-117600054-23, P/N 7-117600054-27)	1
8	PAOZZ	02731	7-21 1660019	• Support, Engine Disc	1
9	PAOZZ	02731	7-21 1660017-3	• Support, Engine Air	1
10	PAOZZ	02731	7-1 17600035	• Support, Control Cab	1
11	PAOZZ	02731	7-1 17600037	• Retainer, Seal, Contr	1
12	PAOZZ	02731	7-1 17600057	• Plate, Firewall	1
13	PAOZZ	80205	NAS603-12P	• Screw, Machine	2
14	PAOZZ	80205	NAS43DD3-24N	• Spacer, Sleeve	2
15	PAOOO	02731	7-1 17600034-5	• Clip, Spring Tension	1
16	PAOZZ	80205	NAS1464B056-08T	• • Clip, Spring Tension	2
17	PAOZZ	02731	7-21 1660002-1 1	• Shim	1
18	PAOZZ	02731	7-21 1660002-15	• Bracket, Angle	1
END OF FIGURE					



M09-1236B

Figure 283. Group 04 Engine Buildup Assembly LH
7-31 1670009-1 (Usbl Eff 89-0192 and Subs)

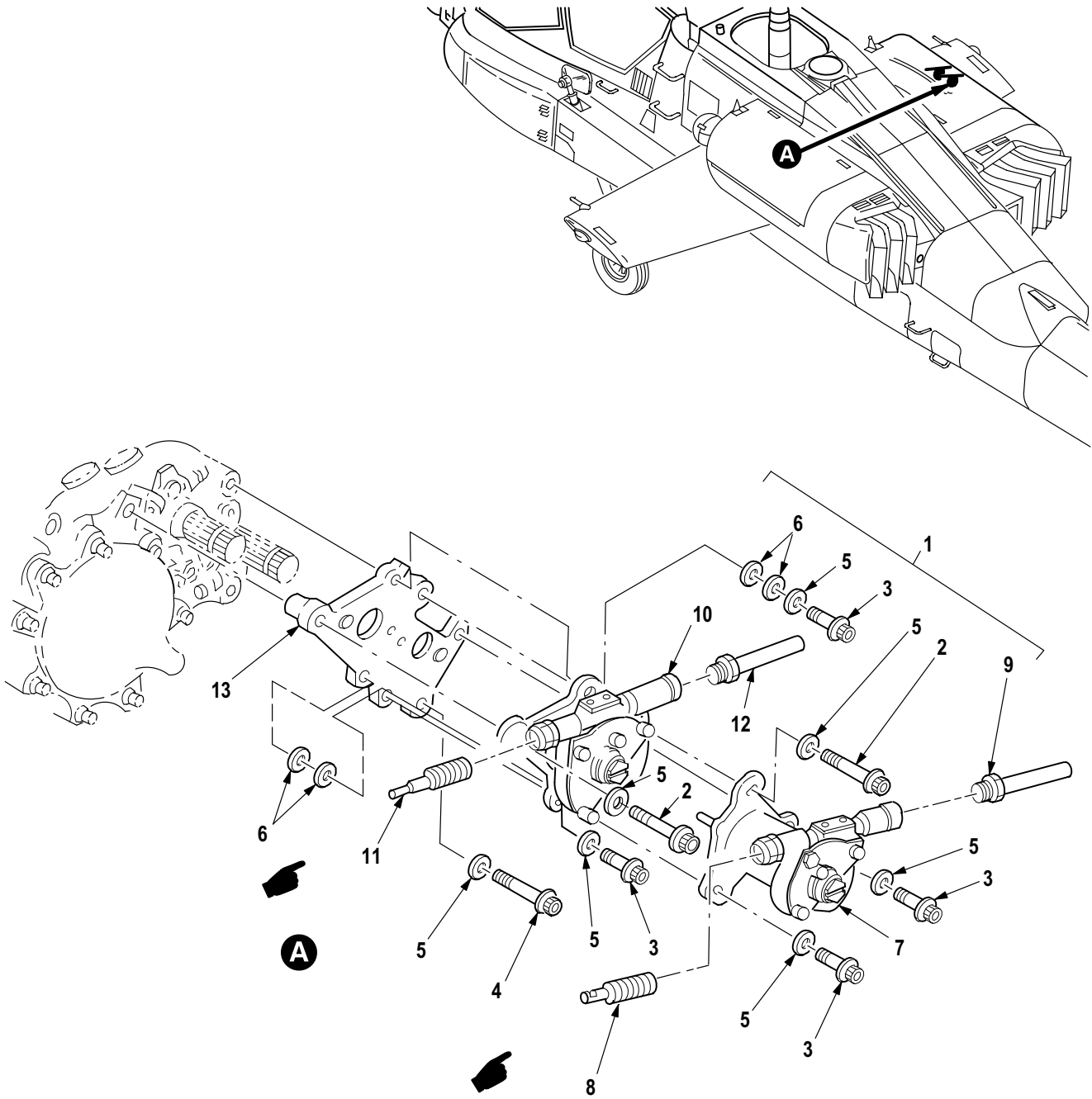
(1) ITEM NO.	(2) SMR CODE	(3) CAGE	(4) PART NUMBER	(5) DESCRIPTION AND USABLE ON CODE (UOC)	(6) QTY
				Group 04 Power Plants Fig. 283 Engine Buildup Assembly LH 7-31 1670009-1 (Usbl Eff 89-0192 and Subs) See Fig. 257 for NHA	
1	XCOOO	02731	7-1 17600030-3	• Fuel Control, Instl	1
2	PAOZZ	96906	MS21250-04020	•• Bolt, Shear	2
3	PAOZZ	96906	MS21134H04004	•• Bolt, Shear	4
4	PAOZZ	96906	MS21250H04016	•• Bolt, Shear	1
5	PAOZZ	96906	MS20002C4	•• Washer, Recessed	7
6	PAOZZ	88044	AN960KD416	•• Washer, Flat	8
7	PAOOO	02731	7-1 17600052-1	•• Gearbox Assembly	1
8	PAOZZ	04638	M61410-2	••• Sleeve, Main Gear Bo	1
9	PAOZZ	04638	M61719-2	••• Tube, Run Out	1
10	PAOOO	02731	7-1 17600051-1	•• Gearbox Assembly	1
11	XAOZZ	04638	M61410-1	••• Sleeve, Main Gear Bo	1
12	PAOZZ	04638	M61719-1	••• Tube, Run Out	1
13	PAOZZ	02731	7-1 17600053	•• Baseplate, Engine Co	1
END OF FIGURE					



M09-693B

Figure 284. Group 04 Engine Controls Installation (RH Nacelle)
7-21 1660002-605

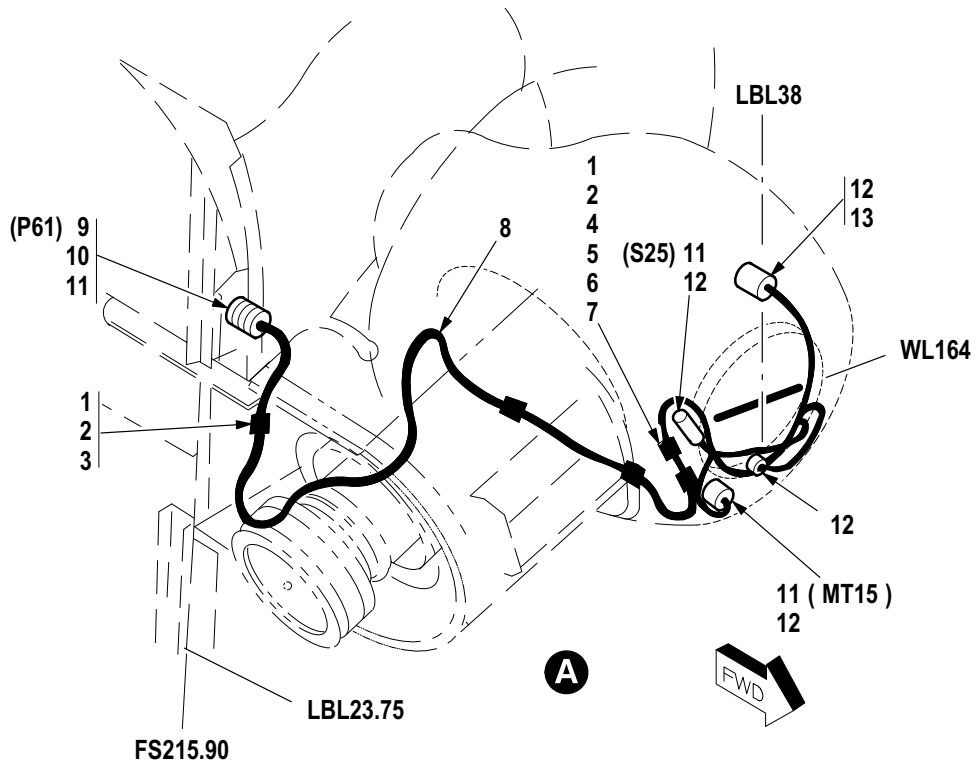
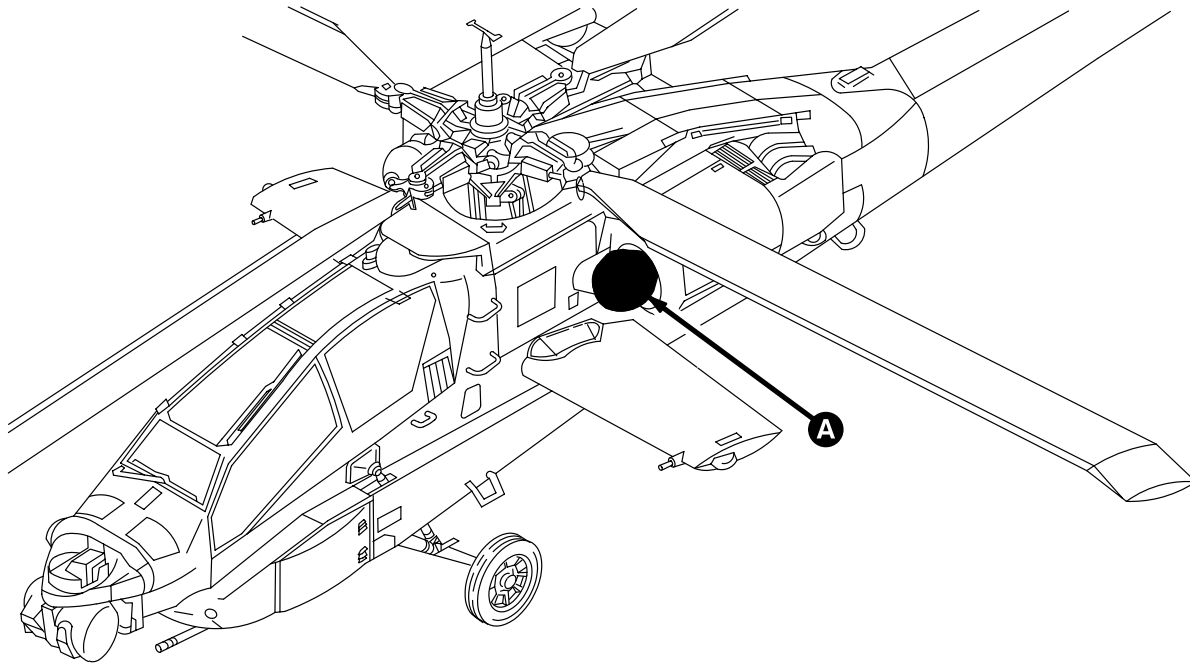
(1) ITEM NO.	(2) SMR CODE	(3) CAGE	(4) PART NUMBER	(5) DESCRIPTION AND USABLE ON CODE (UOC)	(6) QTY
				Group 04 Power Plants Fig. 284 Engine Controls Installation (RH Nacelle) 7-21 1660002-605	
1	PAOZZ	96906	MS21044C3	• Nut, Self-Locking, He	6
2	PAOZZ	88044	AN960C10L	• Washer, Flat	8
3	PAOZZ	96906	MS21919WCJ6	• Clamp, Loop	4
4	PAOZZ	80205	NAS603-8	• Screw, Machine	6
5	PAOZZ	02731	7-1 17600054-23	• Control Assembly, Pu (U/W P/N 7-117600054-21, P/N 7-117600054-25, P/N 7-117600054-27)	1
6	PAOZZ	02731	7-1 17600054-27	• Control Assembly, Pu (U/W P/N 7-117600054-21, P/N 7-117600054-23, P/N 7-117600054-25)	1
7	PAOZZ	02731	7-1 17600033	• Support, Cable, Nacel	1
8	PAOZZ	02731	7-1 17600038	• Retainer, Seal, Contr	1
9	PAOZZ	02731	7-1 17600058	• Plate, Firewall	1
10	PAOZZ	02731	7-1 17600032	• Bracket Assy, Cable	1
11	PAOZZ	80205	NAS603-12P	• Screw, Machine	2
12	PAOZZ	80205	NAS43DD3-24N	• Spacer, Sleeve	2
13	PAOOO	02731	7-1 17600034-1 1	• Clip, Spring Tension	1
14	PAOZZ	80205	NAS1464B056-08T	• • Clip, Spring Tension	1
15	PAOZZ	80205	NAS1464B034-08T	• • Clip, Spring Tension	1
END OF FIGURE					



M09-1237C

Figure 285. Group 04 Engine Buildup Assembly RH
7-31 1670009-3 (Usbl Eff 89-0192 and Subs)

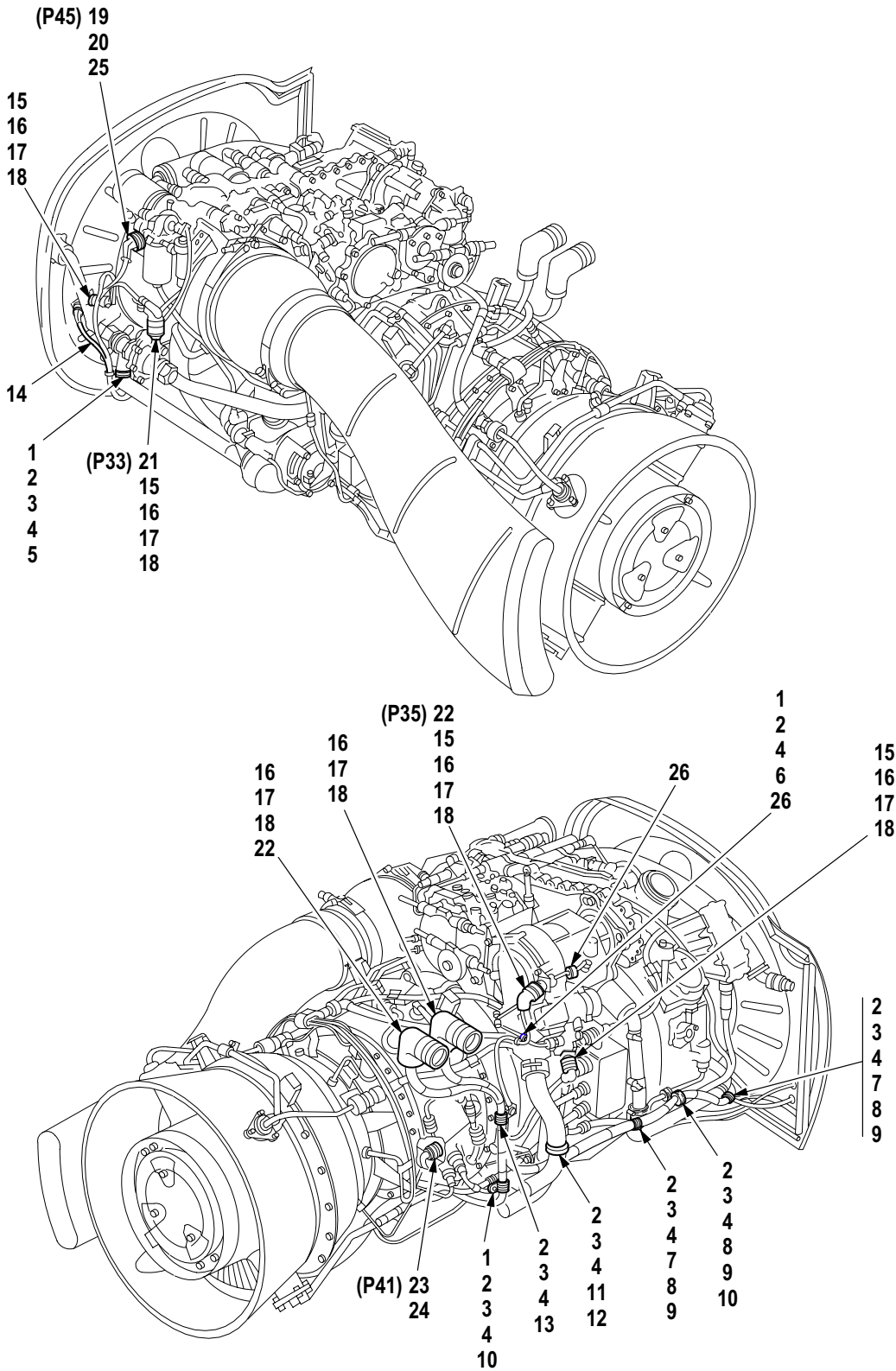
(1) ITEM NO.	(2) SMR CODE	(3) CAGE	(4) PART NUMBER	(5) DESCRIPTION AND USABLE ON CODE (UOC)	(6) QTY
				Group 04 Power Plants Fig. 285 Engine Buildup Assembly RH 7-31 1670009-3 (Usbl Eff 89-0192 and Subs) See Fig. 257 for NHA	
1	XCOFF	02731	7-1 17600030-5	• Fuel Control, Instl	1
2	PAOZZ	96906	MS21250-04020	•• Bolt, Shear	2
3	PAOZZ	96906	MS21134H04004	•• Bolt, Shear	4
4	PAOZZ	96906	MS21250H04016	•• Bolt, Shear	1
5	PAOZZ	96906	MS20002C4	•• Washer, Recessed	7
6	PAOZZ	88044	AN960KD416	•• Washer, Flat	8
7	PAOOO	8V613	7-1 17600052-3	•• Gearbox Assembly	1
8	PAOZZ	04638	M61410-2	••• Sleeve, Main Gear Bo	1
9	PAOZZ	04638	M61719-2	••• Tube, Run Out	1
10	PAOOO	02731	7-1 17600051-3	•• Gearbox Assembly	1
11	XAOZZ	04638	M61410-1	••• Sleeve, Main Gear Bo	1
12	PAOZZ	04638	M61719-1	••• Tube, Run Out	1
13	PAOZZ	02731	7-1 17600053	•• Baseplate, Engine Co	1
END OF FIGURE					



M09-880D

Figure 286. Group 04 Wiring Installation, No. 1 Engine (Part 1)
 7-31 1B26030-601 (Usbl Eff 82-23355 thru 88-0284)
 7-31 1B26030-603 (Usbl Eff 89-0192 and Subs)

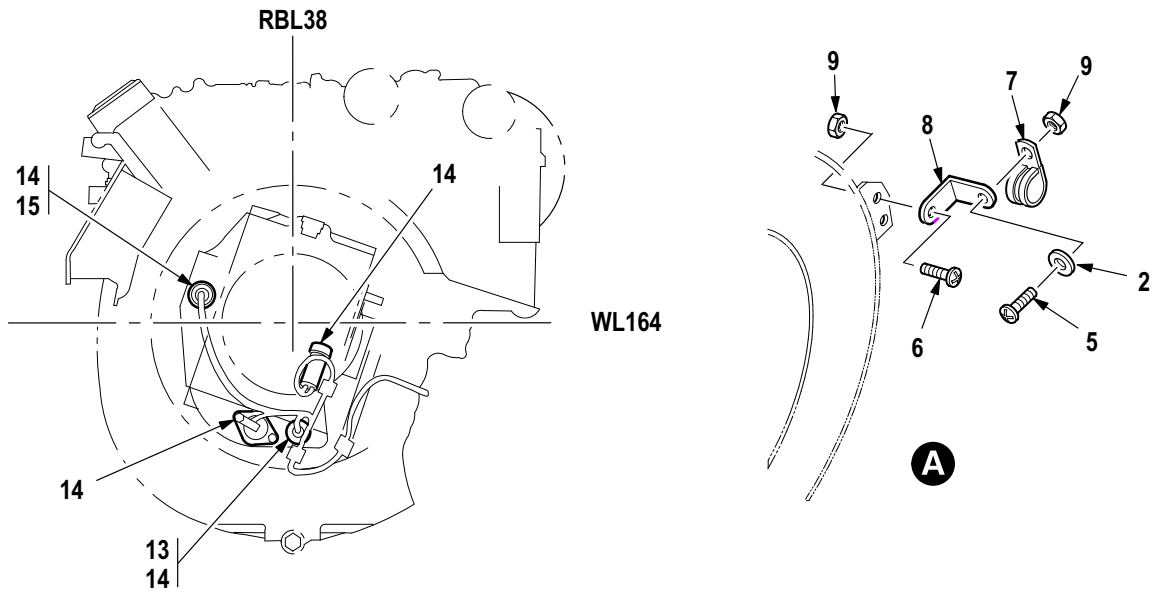
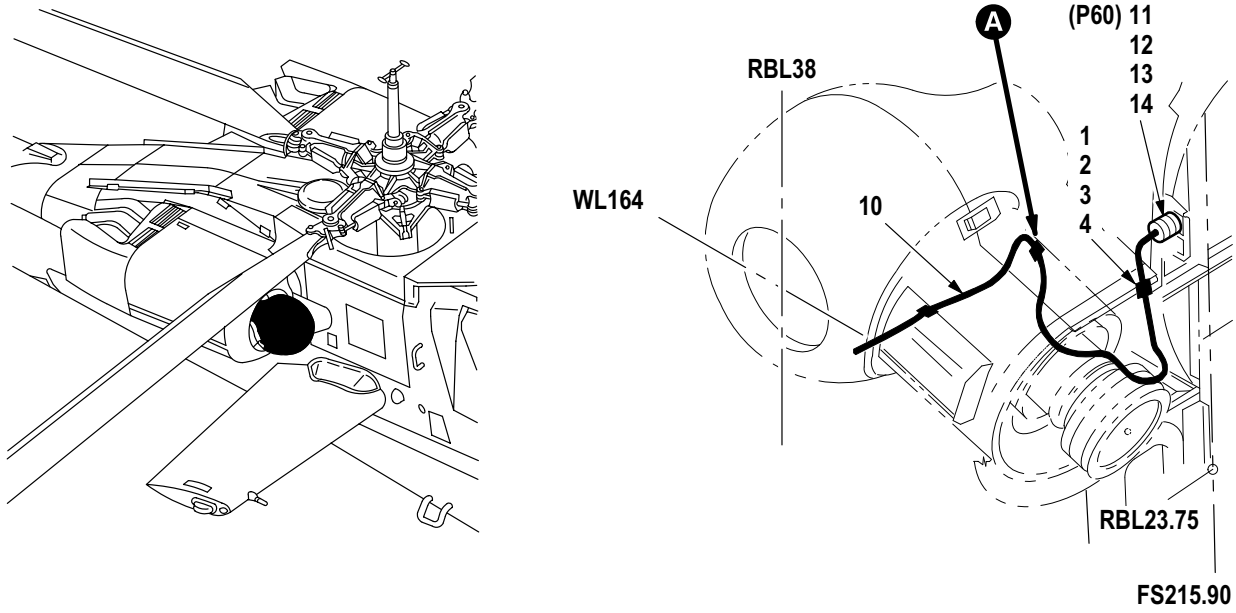
(1) ITEM NO.	(2) SMR CODE	(3) CAGE	(4) PART NUMBER	(5) DESCRIPTION AND USABLE ON CODE (UOC)	(6) QTY
				Group 04 Power Plants Fig. 286 Wiring Installation, No. 1 Engine (Part 1) 7-31 1B26030-601 (Usbl Eff 82-23355 thru 88-0284) 7-31 1B26030-603 (Usbl Eff 89-0192 and Subs)	
1	PAOZZ	80205	NAS1096-3-8	• Screw, Machine	5
2	PAOZZ	88044	AN960JD10L	• Washer, Flat	10
3	PAOZZ	96906	MS21919WCJ11	• Clamp, Loop (Usbl Eff 89-0192 and Subs)	2
3	PAOZZ	96906	MS21919WH7	• Clamp, Loop	6
4	PAOZZ	80205	NAS603-14P	• Screw, Machine	1
5	PAOZZ	96906	MS21919WH5	• Clamp, Loop	1
6	PAOZZ	80205	NAS1096-3-7	• Screw, Machine	1
7	PAOZZ	88044	AN743-12	• Bracket, Angle	1
8	XCOOO	02731	7-31 1B24161-009	• Wire Harness	1
9	PAOZZ	96906	MS27467T15B18P	• Connector, Plug, Elec	1
10	PAOZZ	81349	M85049/49-2-14W	• Clamp, Cable, Electri	1
11	PAOZZ	81349	M83519/2-8	• Splice, Conductor	5
12	PAOZZ	02731	HS4800-120	• Terminal Junction B	12
13	XDOZZ	02731	HS4800-220	• Terminal Junction B	1
END OF FIGURE					



M09-882H

Figure 287. Group 04 Wiring Installation, No. 1 Engine (Part 2)
 7-31 1B26030-601 (Usbl Eff 82-23355 thru 88-0284)
 7-31 1B26030-603 (Usbl Eff 89-0192 and Subs)

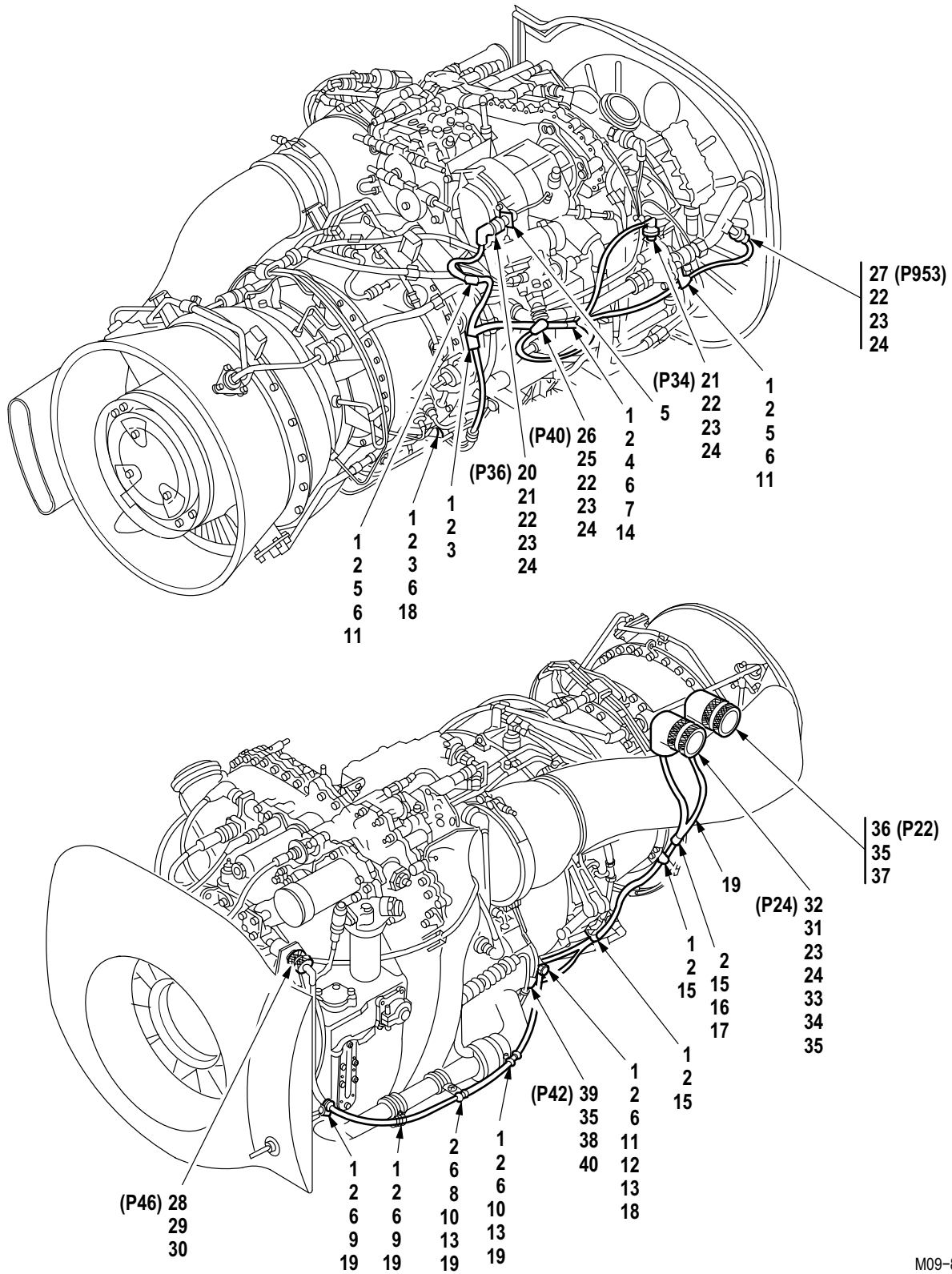
(1) ITEM NO.	(2) SMR CODE	(3) CAGE	(4) PART NUMBER	(5) DESCRIPTION AND USABLE ON CODE (UOC)	(6) QTY
				Group 04 Power Plants Fig. 287 Wiring Installation, No. 1 Engine (Part 2) 7-31 1B26030-601 (Usbl Eff 82-23355 thru 88-0284) 7-31 1B26030-603 (Usbl Eff 89-0192 and Subs)	
1	PAOZZ	80205	NAS1096-3-8	• Screw, Machine	5
2	PAOZZ	88044	AN960JD10L	• Washer, Flat	8
3	PAOZZ	96906	MS21919WH7	• Clamp, Loop	6
4	PAOZZ	80205	MS21042L3	• Nut, Self-Locking, Ex	7
5	PAOZZ	96906	MS21919WCJ20	• Clamp, Loop	1
6	PAOZZ	96906	MS21919WCJ3	• Clamp, Loop	1
7	PAOZZ	96906	MS21919WH15	• Clamp, Loop	2
8	PAOZZ	80205	NAS43DD3-32N	• Spacer, Sleeve	3
9	PAOZZ	80205	NAS1096-3-16	• Screw, Machine	3
10	PAOZZ	84971	TA1720H9HR	• Clamp, Loop	7
11	PAOZZ	80205	NAS1096-3-6	• Screw, Machine	1
12	PAOZZ	96906	MS21919WCJ8	• Clamp, Loop (Usbl Eff 82-23355 thru 88-0284)	1
13	PAOZZ	96906	MS21919WCH12	• Clamp, Loop	2
13	PAOZZ	96906	MS21919WCJ11	• Clamp, Loop (Usbl Eff 89-0192 and Subs)	2
14	PAOOO	02731	7-31 1B24165-013	• Wiring Harness W 165 (Usbl Eff 82-23355 thru 88-0284)	1
14	PAOZZ	02731	7-31 1B24185-1	• Wiring Harness, Bran W185 (Usbl Eff 89-0192 and Subs)	1
15	PAOZZ	02731	HS5319-1 100	•• Clamp, Cable, Electri (Usbl Eff 82-23355 thru 88-0284)	4
16	PAOZZ	96906	MS51957-17	•• Screw, Machine (Usbl Eff 82-23355 thru 88-0284)	6
17	PAOZZ	80205	NAS620C4	•• Washer, Flat (Usbl Eff 82-23355 thru 88-0284)	12
18	PAOZZ	96906	MS21045C04	•• Nut, Self-Locking, He (Usbl Eff 82-23355 thru 88-0284)	6
19	PAOZZ	02731	HS5295-1420	•• Connector, Plug, Elec (Usbl Eff 82-23355 thru 88-0284)	1
20	PAOZZ	81349	M85049/51-1-16W	•• Adapter, Cable Clamp (Usbl Eff 82-23355 thru 88-0284)	1
21	PAOZZ	81349	M83723-95R1005N	•• Connector, Plug, Elec (Usbl Eff 82-23355 thru 88-0284)	2
22	PAOZZ	31461	10554R24G55	•• Clamp, Cable, Electri (Usbl Eff 82-23355 thru 88-0284)	2
23	PAOZZ	02731	HS5295-1421	•• Connector, Plug, Elec (Usbl Eff 82-23355 thru 88-0284)	1
24	PAOZZ	81349	M85049/52-1-16W	•• Clamp, Cable, Electri (Usbl Eff 82-23355 thru 88-0284)	1
25	PAOZZ	96906	MS35275-229	•• Screw, Machine (Usbl Eff 82-23355 thru 88-0284)	2
26	PAOZZ	96906	MS21919WCJ6	• Clamp, Loop (Usbl Eff 89-0192 and Subs)	2
26	PAOZZ	96906	MS21919WH2	• Clamp, Loop (Usbl Eff 82-23355 thru 88-0284)	2
END OF FIGURE					



M09-881D

Figure 288. Group 04 Wiring Installation, No. 2 Engine (Part 1)
 7-31 1B26031-601 (Usbl Eff 82-23355 thru 88-0284)
 7-31 1B26031-603 (Usbl Eff 89-0192 and Subs)

(1) ITEM NO.	(2) SMR CODE	(3) CAGE	(4) PART NUMBER	(5) DESCRIPTION AND USABLE ON CODE (UOC)	(6) QTY
				Group 04 Power Plants Fig. 288 Wiring Installation, No. 2 Engine (Part 1) 7-31 1B26031-601 (Usbl Eff 82-23355 thru 88-0284) 7-31 1B26031-603 (Usbl Eff 89-0192 and Subs)	
1	PAOZZ	80205	NAS1096-3-16	• Screw, Machine (Usbl Eff 89-0192 and Subs)	1
2	PAOZZ	88044	AN960JD10L	• Washer, Flat	3
3	PAOZZ	96906	MS21919WCJ8	• Clamp, Loop	1
4	PAOZZ	80205	NAS43DD3-32N	• Spacer, Sleeve	1
5	PAOZZ	80205	NAS603-14P	• Screw, Machine	1
6	PAOZZ	80205	NAS1096-3-7	• Screw, Machine	1
7	PAOZZ	96906	MS21919WH5	• Clamp, Loop	1
8	PAOZZ	88044	AN743-12	• Bracket, Angle	1
9	PAOZZ	80205	MS21042L3	• Nut, Self-Locking, Ex	1
10	XCOOO	02731	7-31 1B24162-009	• Wire Harness	1
11	PAOZZ	96906	MS27467T15B18P	•• Connector, Plug, Elec	1
12	PAOZZ	81349	M85049/49-2-14W	•• Clamp, Cable, Electri	1
13	PAOZZ	81349	M83519/2-8	•• Splice, Conductor	11
14	PAOZZ	02731	HS4800-120	•• Terminal Junction B	12
15	XDOZZ	02731	HS4800-220	•• Terminal Junction B	1
END OF FIGURE					

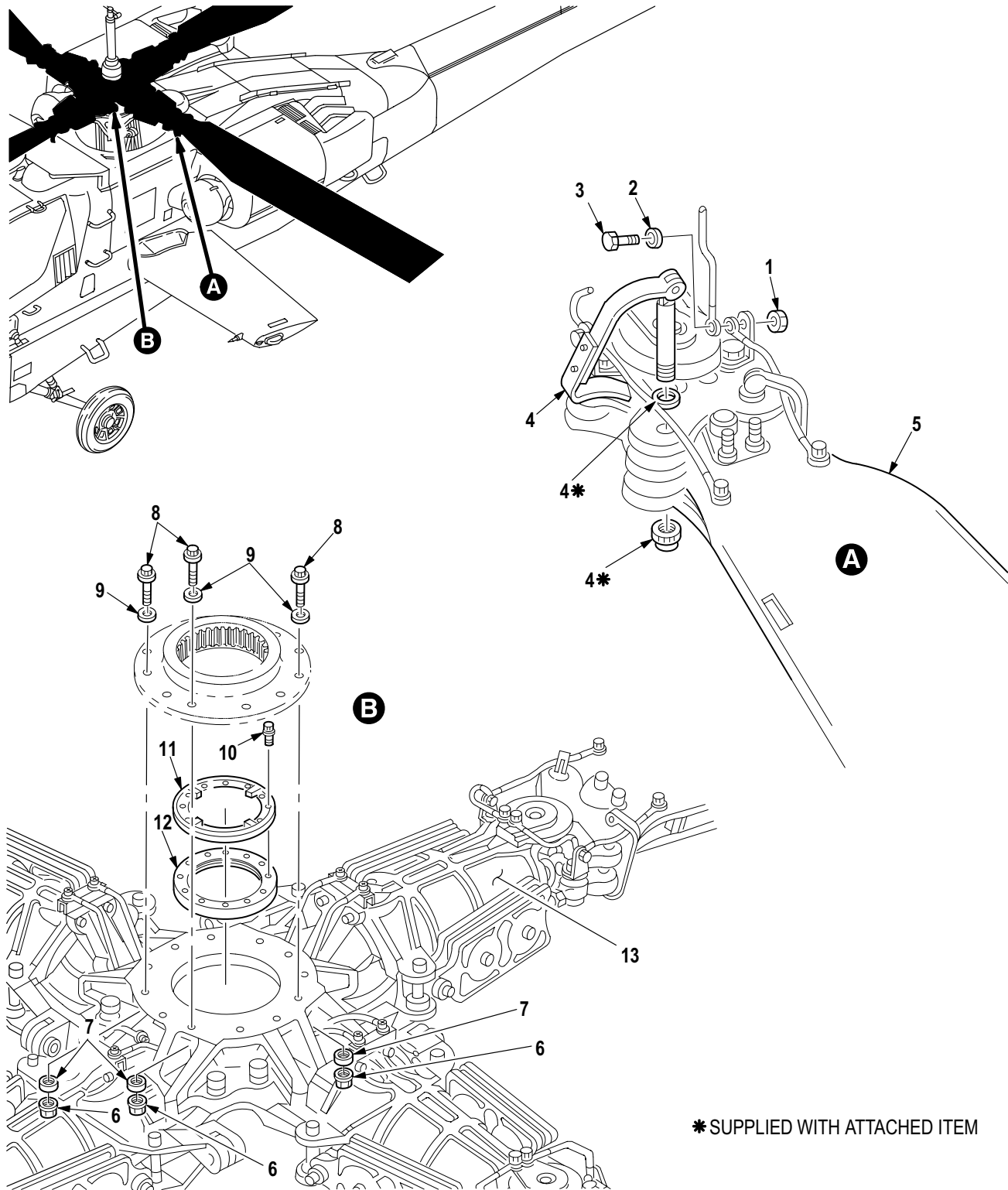


M09-883F

Figure 289. Group 04 Wiring Installation, No. 2 Engine (Part 2)
 7-31 1B26031-601 (Usbl Eff 82-23355 thru 88-0284)
 7-31 1B26031-603 (Usbl Eff 89-0192 and Subs)

(1) ITEM NO.	(2) SMR CODE	(3) CAGE	(4) PART NUMBER	(5) DESCRIPTION AND USABLE ON CODE (UOC)	(6) QTY
				Group 04 Power Plants Fig. 289 Wiring Installation, No. 2 Engine (Part 2) 7-31 1B26031-601 (Usbl Eff 82-23355 thru 88-0284) 7-31 1B26031-603 (Usbl Eff 89-0192 and Subs)	
1	PAOZZ	80205	NAS1096-3-8	• Screw, Machine	12
2	PAOZZ	88044	AN960JD10L	• Washer, Flat	14
3	PAOZZ	96906	MS21919WCJ4	• Clamp, Loop (Usbl Eff 82-23355 thru 88-0284)	2
4	PAOZZ	96906	MS21919WCJ3	• Clamp, Loop	1
5	PAOZZ	96906	MS21919WH2	• Clamp, Loop (Usbl Eff 82-23355 thru 88-0284)	3
6	PAOZZ	80205	MS21042L3	• Nut, Self-Locking, Ex	9
7	PAOZZ	96906	MS21919WCJ12	• Clamp, Loop	1
8	PAOZZ	96906	MS21919WH5	• Clamp, Loop	1
9	PAOZZ	80205	NAS1713C20S	• Clamp, Loop	2
10	PAOZZ	80205	NAS43DD3-32N	• Spacer, Sleeve	1
11	PAOZZ	96906	MS21919WCJ6	• Clamp, Loop	3
12	PAOZZ	80205	NAS43DD3-20FC	• Spacer, Sleeve	1
13	PAOZZ	96906	MS21919WH7	• Clamp, Loop	2
14	PAOZZ	80205	NAS1096-3-17	• Screw, Machine	1
15	PAOZZ	96906	MS21919WCJ8	• Clamp, Loop	2
16	PAOZZ	96906	MS21919WCJ10	• Clamp, Loop	3
16	PAOZZ	96906	MS21919WH14	• Clamp, Loop (Usbl Eff 82-23355 thru 88-0284)	3
17	PAOZZ	80205	NAS1096-3-36	• Screw, Machine (Usbl Eff 89-0192 and Subs)	1
18	PAOZZ	80205	NAS43DD3-106N	• Spacer, Sleeve	1
19	PAOZZ	84971	TA1720H9HR	• Clamp, Loop	8
20	PAOOO	02731	7-31 1B24166-009	• Wiring, Harness W166 (Usbl Eff 82-23355 thru 88-0284)	1
20	PAOZZ	8V613	7-31 1B24186-1	• Wiring Harness, Bran W186 (Usbl Eff 89-0192 and Subs)	1
21	PAOZZ	81349	M83723-95R1005N	• Connector, Plug, Elec (Usbl Eff 82-23355 thru 88-0284)	2
22	PAOZZ	02731	HS5319-1 100	• Clamp, Cable, Electri (Usbl Eff 82-23355 thru 88-0284)	4
23	PAOZZ	96906	MS21045C04	• Nut, Self-Locking, He (Usbl Eff 82-23355 thru 88-0284)	5
24	PAOZZ	96906	MS51957-17	• Screw, Machine (Usbl Eff 82-23355 thru 88-0284)	5
25	PAOZZ	80205	NAS620C4	• Washer, Flat (Usbl Eff 82-23355 thru 88-0284)	10
26	PAOZZ	81349	M83723-86R1005N	• Connector, Plug, Elec (Usbl Eff 82-23355 thru 88-0284)	1
27	PAOZA	81349	M83723-95R1002N	• Connector, Plug, Elec (Usbl Eff 82-23355 thru 88-0284)	1
28	PAOZZ	02731	HS5295-1420	• Connector, Plug, Elec (Usbl Eff 82-23355 thru 88-0284)	1
29	PAOZZ	81349	M85049/51-1-16W	• Adapter, Cable Clamp (Usbl Eff 82-23355 thru 88-0284)	1
30	XDOZZ	02731	HS4800-220	• Terminal Junction B (Usbl Eff 82-23355 thru 88-0284)	1
31	PAOZZ	96906	MS35275-230	• Screw, Machine (Usbl Eff 82-23355 thru 88-0284)	2
32	PAOZZ	81349	M83723-96K24616	• Connector, Plug, Elec (Usbl Eff 82-23355 thru 88-0284)	1
33	PAOZZ	31461	10554R24G55	• Clamp, Cable, Electri (Usbl Eff 82-23355 thru 88-0284)	1
34	PAOZZ	81349	M83519/2-10	• Splice, Conductor (Usbl Eff 82-23355 thru 88-0284) . . .	1

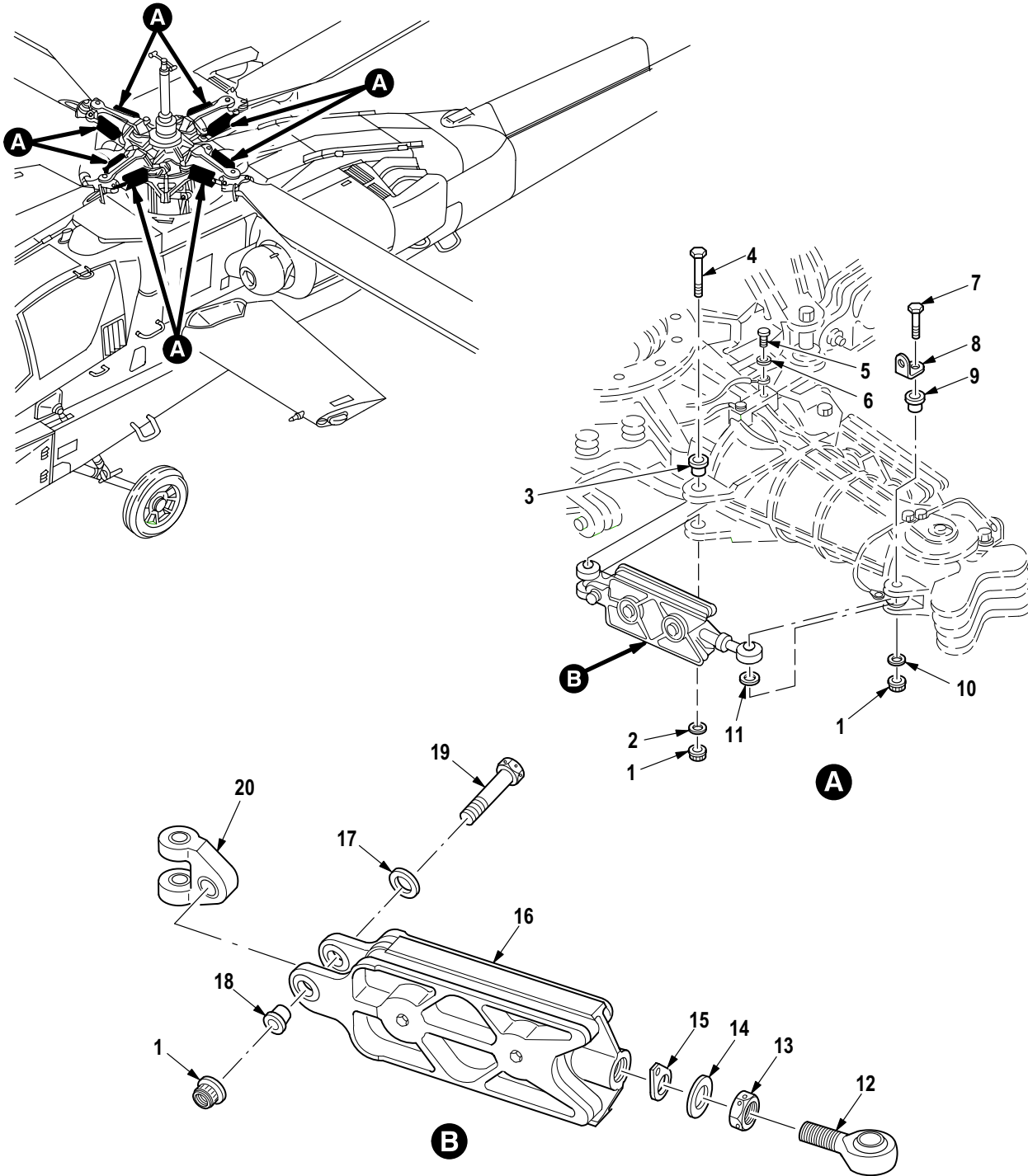
(1) ITEM NO.	(2) SMR CODE	(3) CAGE	(4) PART NUMBER	(5) DESCRIPTION AND USABLE ON CODE (UOC)	(6) QTY
35	PAOZZ	81349	M83519/2-8	.. Splice, Conductor (Usbl Eff 82-23355 thru 88-0284) ...	11
36	PAOZZ	81349	M83723-96K2461N	.. Connector, Plug, Elec (Usbl Eff 82-23355 thru 88-0284)	1
37	PAOZZ	81349	M85049/51-1-24W	.. Clamp, Cable, Electri (Usbl Eff 82-23355 thru 88-0284)	1
38	PAOZZ	96906	MS35275-244	.. Screw, Machine (Usbl Eff 82-23355 thru 88-0284)	2
39	PAOZZ	02731	HS5295-1421	.. Connector, Plug, Elec (Usbl Eff 82-23355 thru 88-0284)	1
40	PAOZZ	81349	M85049/52-1-16W	.. Clamp, Cable, Electri (Usbl Eff 82-23355 thru 88-0284)	1
END OF FIGURE					



M09-056E

Figure 290. Group 05 Main Rotor Head and Blade Installation
7-31 1410003

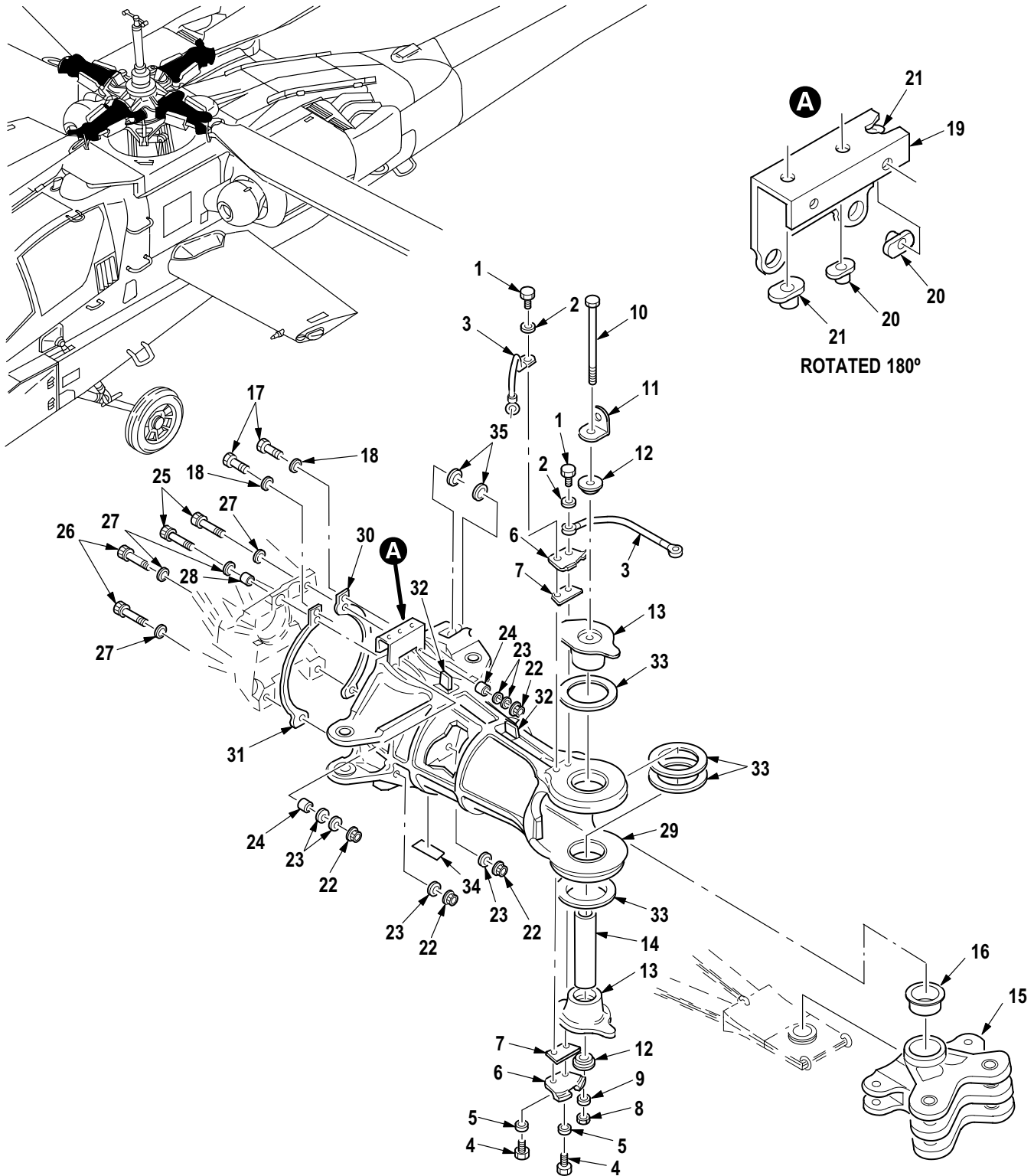
(1) ITEM NO.	(2) SMR CODE	(3) CAGE	(4) PART NUMBER	(5) DESCRIPTION AND USABLE ON CODE (UOC)	(6) QTY
				Group 05 Rotors Fig. 290 Main Rotor Head and Blade Installation 7-31 1410003	
1	PAOZZ	96906	MS21042L5	• Nut, Self-Locking, Ex	8
2	PAOZZ	88044	AN960JD516	• Washer, Flat	16
3	PAOZZ	80205	NAS6605-3	• Bolt, Shear	8
4	PAOZZ	02731	7-21 1411185-3	• Pin, Blade, Main Roto	8
5	PAODD	02731	7-31 1412000-5	• Blade, Rotary Wing (See Fig. 295 for Breakdown)	4
6	PAOZZ	02731	HS5489-9V	• Nut, Self-Locking	12
7	PAOZZ	80205	MS21299-9	• Washer, Flat	12
8	PAOZZ	02731	HS5531-9-14	• Bolt, Shear	12
9	PAOZZ	96906	MS21206C9	• Washer, Recessed	12
10	PAOZZ	02731	HS5287P06-01	• Bolt, Machine	12
11	PAOZZ	02731	7-31 1411103-3	• Ring, Retaining	1
12	PAOZZ	02731	7-31 1411102-5	• Nut, Plain, Round	1
13	PAODD	02731	7-31 1411003-621	• Head, Rotary Wing (See Figs. 291 thru 294 for Breakdown)	1
13	PAODD	02731	7-31 1411003-625	• Head, Rotary Wing (See Figs. 291 thru 294 for Breakdown)	1
END OF FIGURE					



M09-057J

Figure 291. Group 05 Head, Rotary Wing (Dampers)
7-31 1411003-621 7-311411003-625

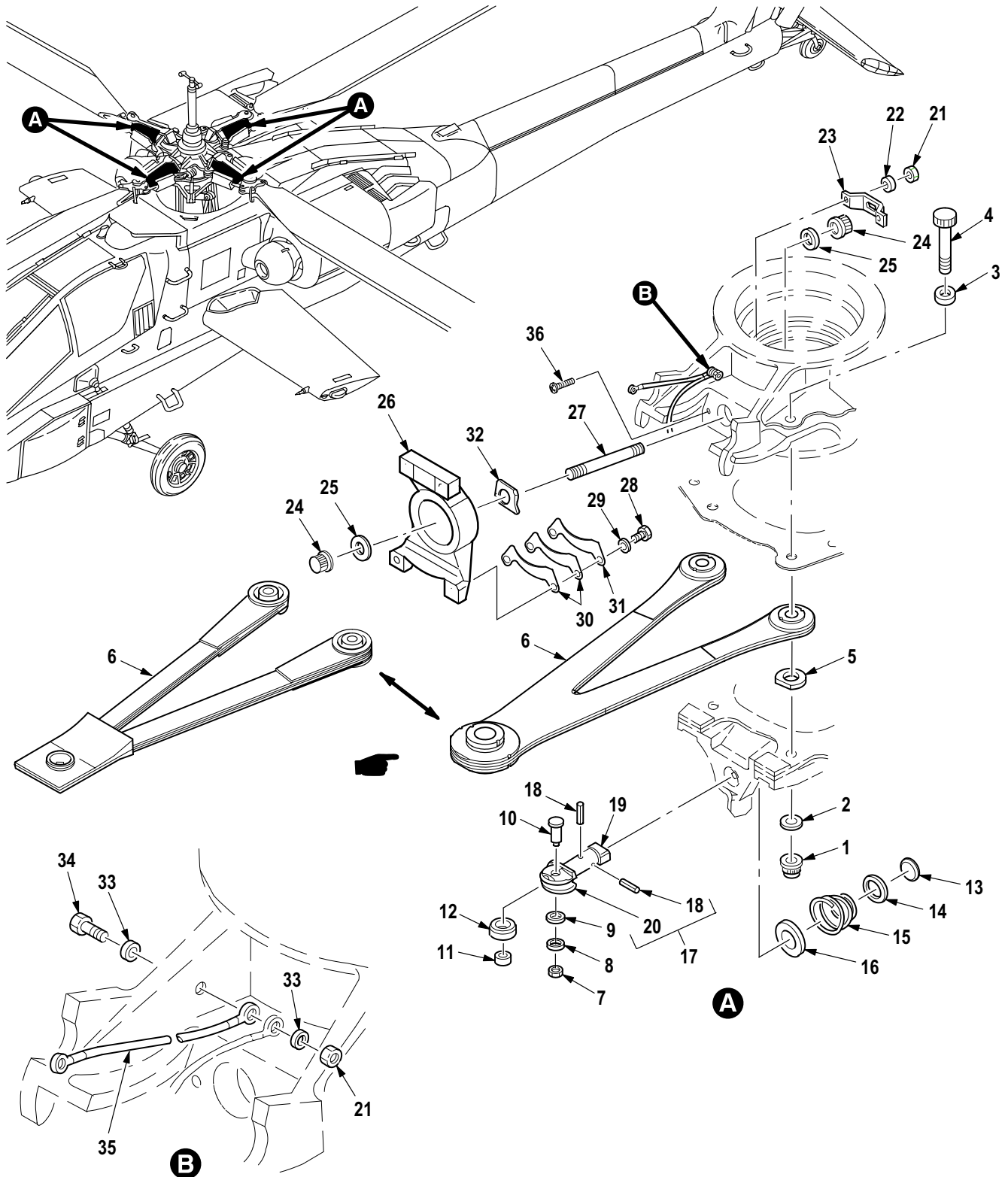
(1) ITEM NO.	(2) SMR CODE	(3) CAGE	(4) PART NUMBER	(5) DESCRIPTION AND USABLE ON CODE (UOC)	(6) QTY
				Group 05 Rotors Fig. 291 Head, Rotary Wing (Dampers) 7-31 1411003-621 7-31 1411003-625 See Fig. 290 for NHA	
1	PAOZZ	02731	HS262-1216	• Nut, Self-Locking, Ex	24
2	PAOZZ	88044	AN960-1216L	• Washer, Flat	8
3	PAOZZ	02731	7-21 1411198-9	• Bushing, Sleeve (U/O P/N 7-311411003-621)	8
3	PAOZZ	02731	7-21 1411198-5	• Bushing, Flanged (U/O P/N 7-311411003-625)	8
4	PAOZZ	80205	NAS6612-70	• Bolt, Hex (U/O P/N 7-311411003-625)	8
4	PAOZZ	80205	NAS6612H66	• Bolt, Shear (U/O P/N 7-311411003-621)	8
5	PAOZZ	80205	NAS603-7P	• Screw, Machine	8
6	PAOZZ	80205	NAS620-10	• Washer, Flat	26
7	PAOZZ	80205	NAS6612H38	• Bolt, Shear	8
8	PAOZZ	8V613	7-21 1411188	• Bracket, Angle	8
9	PAOZZ	02731	7-21 1411198-7	• Bushing, Sleeve	8
10	PAOZZ	96906	MS20002-12	• Washer, Flat	8
11	PAOZZ	96906	MS9549-17	• Washer, Flat	8
12	PAOZZ	09455	01-820-12E-009	• Bearing, Plain, Rod E	8
13	PAOZZ	02731	7-21 1411191-3	• Nut, Plain, Hexagon	8
14	PAOZZ	88044	AN960C1416	• Washer, Flat	8
15	PAOZZ	80205	NAS513-14	• Washer, Key	8
16	PAOZZ	02731	7-31 1411110	• Damper, Rotor Blade	8
17	PAOZZ	96906	MS21206C12	• Washer, Recessed	8
18	PAOZZ	02731	7-21 1411198-1 1	• Bushing, Sleeve	8
19	PAOZZ	80205	NAS6612-33	• Bolt, Shear	8
20	PAOZZ	02731	7-31 1411187	• Trunnion, Damper Rot	8
END OF FIGURE					



M09-058K

Figure 292. Group 05 Head, Rotary Wing (Housing and Links)
7-31 1411003-621 7-311411003-625

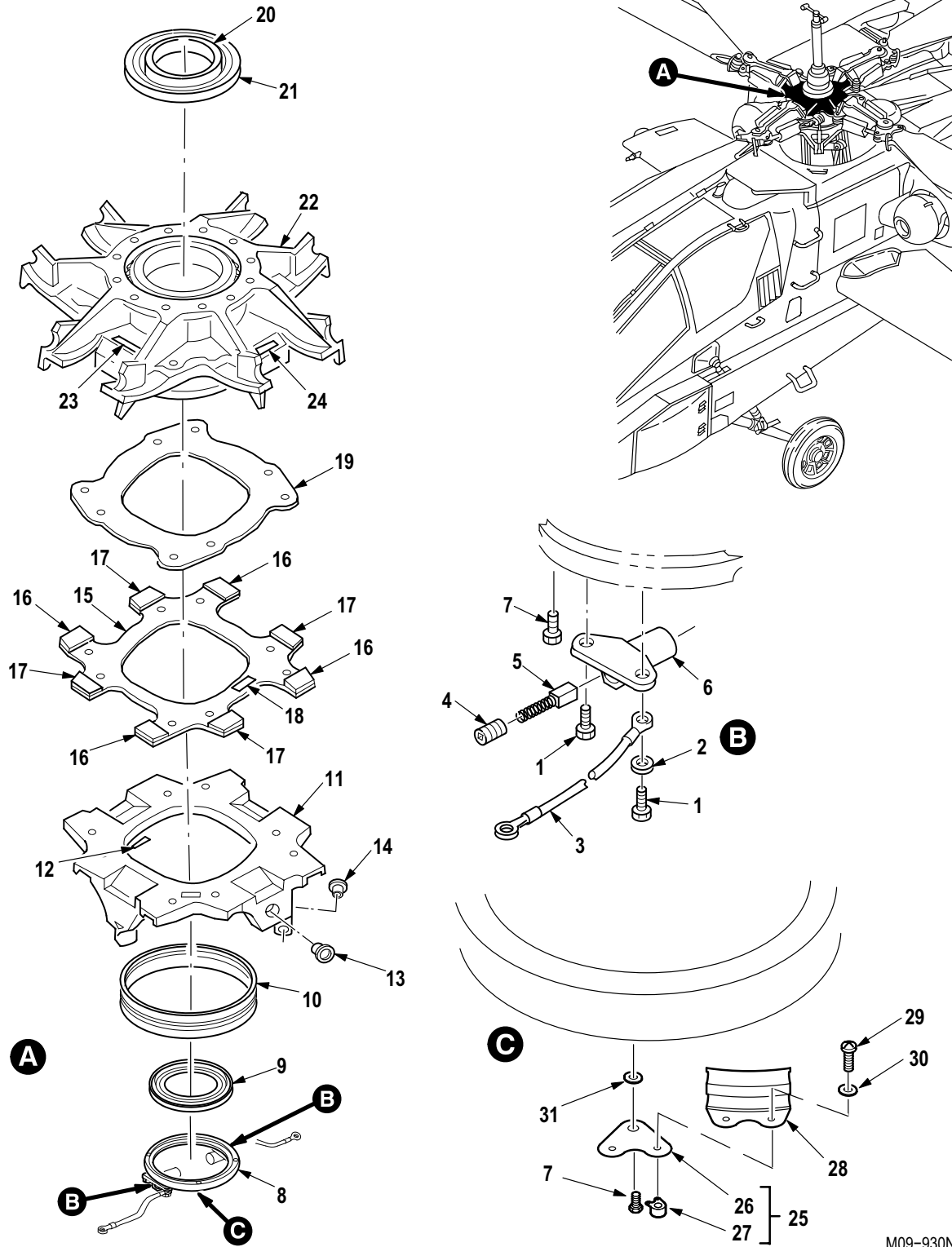
(1) ITEM NO.	(2) SMR CODE	(3) CAGE	(4) PART NUMBER	(5) DESCRIPTION AND USABLE ON CODE (UOC)	(6) QTY
				Group 05 Rotors Fig. 292 Head, Rotary Wing (Housing and Links) 7-31 1411003-621 7-31 1411003-625 See Fig. 290 for NHA	
1	PAOZZ	80205	NAS6605H4	• Bolt, Shear	8
2	PAOZZ	88044	AN960JD516	• Washer, Flat	8
3	PAOZZ	81349	M83413/8-D48BB	• Lead, Electrical	8
4	PAOZZ	80205	NAS6605H2	• Bolt, Shear	8
5	PAOZZ	88044	AN960KD516L	• Washer, Flat	8
6	PAOZZ	02731	7-31 1411207	• Retainer, Bearing, Le	8
7	PAOZZ	02731	7-21 1411207	• Shim	V
8	PAOZZ	80205	MS21042L4	• Nut, Self-Locking, Ex	4
9	PAOZZ	88044	AN960KD416	• Washer, Flat	4
10	PAOZZ	80205	NAS6604-120	• Bolt, Shear (U/O P/N 7-311411003-621)	4
10	PAOZZ	80205	NAS6604-128	• Bolt, Hex (U/O P/N 7-311411003-625)	4
11	PAOZZ	02731	7-21 1411208	• Bracket, Angle	4
12	PAOZZ	02731	7-21 1411200	• Bearing, Sleeve	8
13	PAOZZ	02731	7-31 1411164	• Bearing, Sleeve (U/O P/N 7-311411003-621)	8
13	PAOZZ	02731	7-31 1411164-7	• Bearing, Lead Lag (U/O P/N 7-311411003-625)	8
14	PAOZZ	02731	7-21 1411199-3	• Pin Assy, Link, Rotor	4
15	PAODD	02731	7-31 1411155-1 1	• Connecting Link, Rig	4
16	PAFZZ	8V613	7-31 1411154-1	• Bushing, Sleeve	2
17	PAOZZ	80205	NAS6603-4	• Bolt, Shear	8
18	PAFZZ	88044	AN960KD10L	• Washer, Flat	8
19	PAOOO	02731	7-31 1411206-9	• Bracket, Double Angl	4
20	PAOZZ	80205	MS21075L3E	• Nut, Self-Locking, Pl	3
21	PAOZZ	80205	NAS1474A3	• Nut, Self-Locking, Pl	2
22	PAOZZ	02731	HS5763-6	• Nut, Self-Locking, Do	16
23	PAOZZ	96906	MS21206-6	• Washer, Flat	16
24	PAOZZ	02731	HS5542-06013	• Bushing, Sleeve	8
25	PAOZZ	96906	MS21250-06034	• Bolt, Shear	8
26	PAOZZ	96906	MS21250-06018	• Bolt, Shear	8
27	PAOZZ	96906	MS21206C6	• Washer, Recessed	16
28	PAOZZ	02731	HS5542-06007	• Bushing, Sleeve	4
29	PAODD	02731	7-31 1411215-15	• Housing Assembly (U/O P/N 7-311411003-621)	4
29	PAODD	02731	7-31 1411215-19	• Housing Assembly (U/O P/N 7-311411003-625)	4
30	PAFZZ	02731	7-31 1411156-4	• Strip, Striker, Pitch	1
31	PAFZZ	8V613	7-31 1411156-3	• Strip, Striker, Pitch	1
32	PAOZZ	8V613	7-21 1411205	• Bracket, Main Rotor	2
33	PAFZZ	02731	7-21 1411204-5	• Shim (U/O P/N 7-311411215-13)	4
33	PAFZZ	02731	7-21 1411204-7	• Shim (U/O P/N 7-311411215-15)	4
34	XDOZZ	02731	HS4726-1	• Plate, Ident	1
35	PAFZZ	02731	7-21 1511216-1 1	• Washer, Flat	2
END OF FIGURE					



M09-059N

Figure 293. Group 05 Head, Rotary Wing (Strap)
7-311411003-621 7-311411003-625

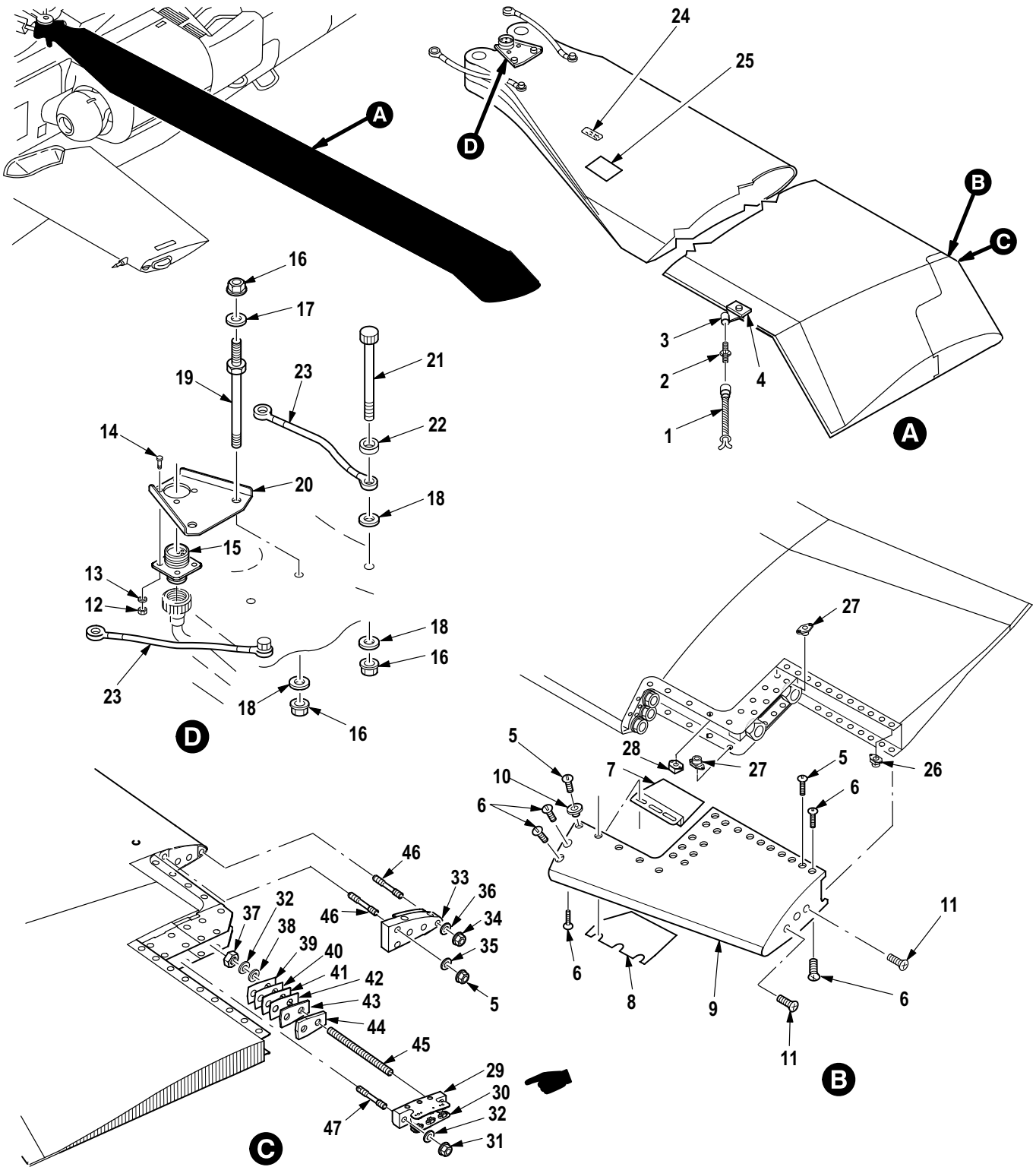
(1) ITEM NO.	(2) SMR CODE	(3) CAGE	(4) PART NUMBER	(5) DESCRIPTION AND USABLE ON CODE (UOC)	(6) QTY
				Group 05 Rotors Fig. 293 Head, Rotary Wing (Strap) 7-31 1411003-621 7-31 1411003-625 See Fig. 290 for NHA	
1	PAFZZ	02731	HS4133V14	• Nut, Self-Locking	8
2	PAFZZ	02731	HS4244-14	• Washer, Flat	8
3	PAOZZ	02731	HS4742-14C635A	• Washer, Flat	8
4	PAFZZ	02731	HS4924-14D48	• Bolt, Shear	8
5	PAOZZ	02731	7-31 1411220	• Washer, Flat	16
6	PAOZZ	8V613	7-51 1411146-3	• Strap Assy, Main Rot (Fat Boy) (DO NOT USE P/N 7-311411146-7 FOR THIS ASSEMBLY. USE ONLY P/N 7-511411146-3)	4
6	PAOZZ	02731	7-31 1411146-7	• Strap Assy, Main Rot (DO NOT USE P/N 7-511411146-3 FOR THIS ASSEMBLY. USE ONLY 7-311411146-7)	4
7	PAOZZ	96906	MS21042L6	• Nut, Self-Locking, Ex	4
8	PAOZZ	02731	7-1 14111137-3	• Washer, Flat	4
9	PAOZZ	88044	AN960C616L	• Washer, Flat	4
10	PAOZZ	02731	7-1 14111136-3	• Bolt, Shoulder	4
11	PAOZZ	02731	7-21 1411138	• Inner Race, Follower	4
12	PAOZZ	02731	7-1 14111135-5	• Roller-Droop, Stop, F	4
13	PAOZZ	81349	M27426-2125D	• Ring, Retaining	4
14	PAOZZ	02731	7-1 14111124	• Spacer, Ring	4
15	PAOZZ	02731	7-1 14111030-3	• Spring, Helical, Comp	4
16	PAOZZ	02731	7-1 14111131	• Cup, Spring, Droop	4
17	PAOFF	8V613	7-21 1411027-5	• Follower, Main Rotor	4
18	PAFZZ	80205	NAS561C6-24	• Pin, Spring	2
19	PAFZZ	02731	7-21 1411028-5	• Roller, Linear-Rotar	4
20	XAFZZ	02731	7-21 1411142-5	• Plunger	1
21	PAOZZ	80205	MS21042L3	• Nut, Self-Locking, Ex	16
22	PAFZZ	80205	NAS1149F0363P	• Washer, Flat	8
23	PAFZZ	02731	7-1 14111016	• Bracket, Weldment, Ta	4
24	PAOZZ	02731	HS4143-9	• Nut, Double Hex (U/O P/N 7-311411003-625)	8
24	PAOZZ	8V613	HS5763-12	• Nut, Self-Locking (U/O P/N 7-311411003-621)	8
25	PAOZZ	88044	AN960-1216L	• Washer, Flat	8
26	PAOZZ	02731	7-31 1411193-15	• Bearing Assy, Rotor	4
27	PAFZZ	02731	7-31 1411045-3	• Stud, Plain	4
28	PAOZZ	80205	NAS6607H3	• Bolt, Shear	8
29	PAOZZ	88044	AN960KD716	• Washer, Flat	8
30	PAOZZ	02731	7-31 1411184	• Shim	V
31	PAOZZ	02731	7-31 1411182	• Striker Plate Beari	4
32	PAOZZ	02731	7-31 1411208	• Plate, Flooring, Bear	4
33	PAOZZ	80205	NAS620-10	• Washer, Flat	26
34	PAOZZ	80205	NAS1096-3-17	• Screw, Machine	8
35	PAOZZ	02731	HS5509-1 1-BB-3	• Lead, Electrical	8
36	PAOZZ	80205	NAS517-3-26	• Screw, Machine	8
END OF FIGURE					



M09-930N

Figure 294. Group 05 Head, Rotary Wing (Hub)
 7-31 1411003-621 7-311411003-625

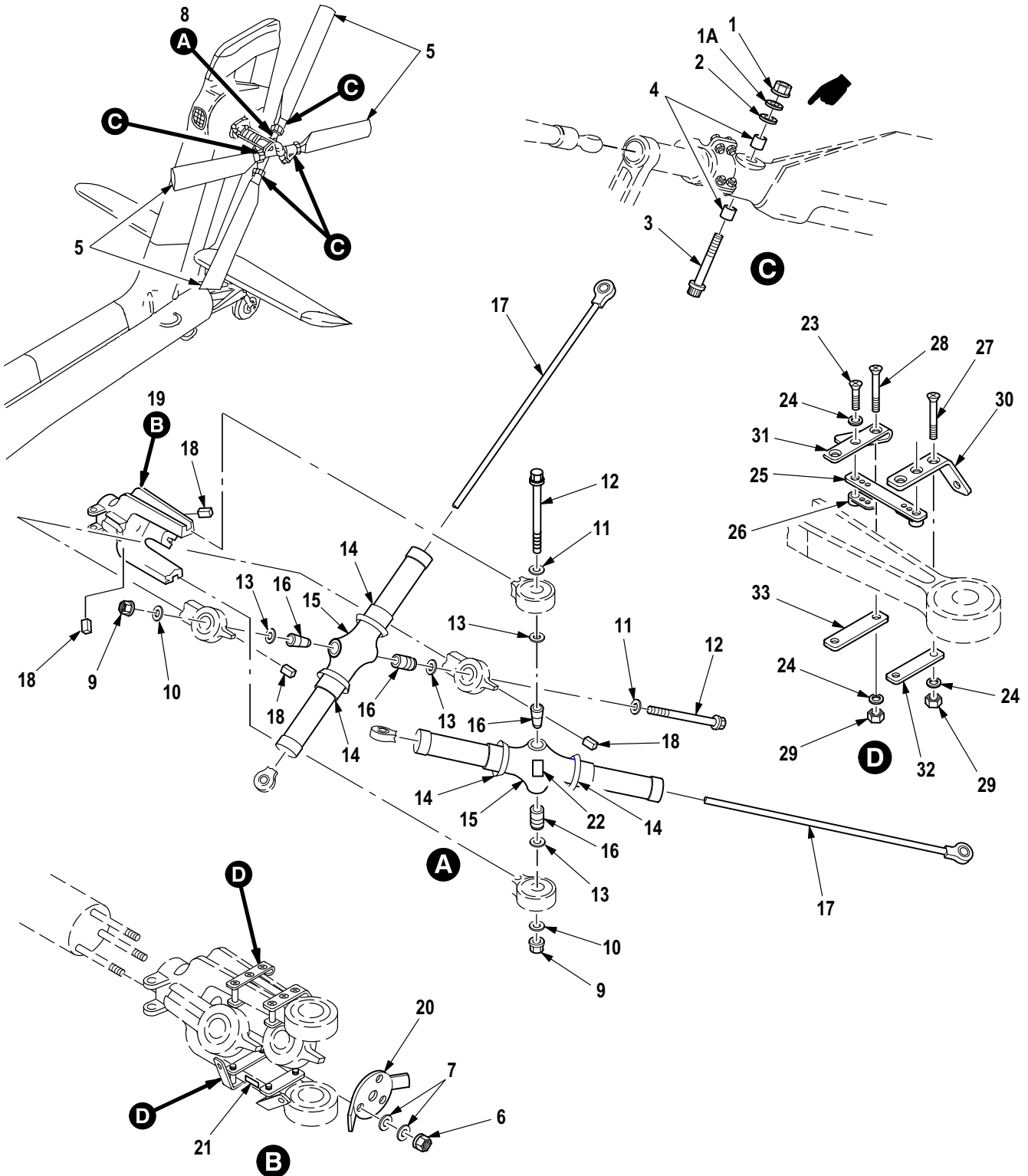
(1) ITEM NO.	(2) SMR CODE	(3) CAGE	(4) PART NUMBER	(5) DESCRIPTION AND USABLE ON CODE (UOC)	(6) QTY
				Group 05 Rotors Fig. 294 Head, Rotary Wing (Hub) 7-31 1411003-621 7-31 1411003-625 See Fig. 290 for NHA	
1	PAOZZ	96906	MS35276-261	• Screw, Machine	4
2	PAOZZ	80205	NAS620-10	• Washer, Flat	26
3	PAOZZ	02731	HS5509-14-BB-3	• Lead, Electrical	2
4	PAOZZ	80205	NAS1081C5B6	• Setscrew	2
5	PAOZZ	8V613	7-31 1411010-3	• Brush, Electrical Co	2
6	PAOZZ	02731	7-21 1411074	• Holder, Electrical C	2
7	PAOZZ	80205	NAS1352-4H6P	• Screw, Cap, Socket He	4
8	PAOZZ	02731	7-21 1411153	• Retainer, Oil Seal	1
9	PAOZZ	02731	7-1 14111021	• Seal, Plain	1
10	PAFZZ	02731	7-21 1411152	• Ring, Droopstop, Roto	1
11	PAFDD	02731	7-31 1411088-9	• Shoe Assy, Main Roto	1
12	XDFZZ	02731	HS4951S1	• • Plate, Identificatio	1
13	PAFZZ	02731	7-1 14111026	• • Bearing, Sleeve	4
14	PAFZZ	02731	HS4617-1 1-20	• • Bearing, Sleeve	4
15	PAFFF	02731	7-31 1411080-7	• Plate Assy, Hub, Main	1
16	PAFZZ	02731	7-31 1411080-5	• • Pad, Plate Assy, Roto	4
17	PAFZZ	02731	7-31 1411080-6	• • Pad, Plate Assy, Roto	4
18	XDFZZ	02731	HS4726-2	• • Plate, Ident	1
19	PAFZZ	02731	7-31 1411096-3	• Load Plate, Hub, Main	1
20	PAOZZ	02731	7-1 14111020	• Retainer, Seal	1
21	PAOZZ	02731	7-1 14111050	• Seal, Plain Encased	1
22	PBDDD	02731	7-31 1411015-7	• Hub, Rotor, Helicopte	1
23	XDOZZ	02731	HS4726-2	• • Plate, Ident	1
24	XDOZZ	96906	MS27253-1	• Plate, Identificatio	1
25	PAOZZ	8V613	7-51 1411016-101	• Bracket Assy (U/O P/N 7-311411003-625)	1
26	PAOZZ	8V613	7-51 1411017-001	• • Bracket, Seal Retain (U/O P/N 7-311411003-625)	1
27	PAOZZ	80205	MS21073L08	• • Nut, Self-Locking, PI (U/O P/N 7-311411003-625)	1
28	PAOZZ	8V613	7-51 1411015-001	• Clip, Seal Retainer (U/O P/N 7-311411003-625)	1
29	PAOZZ	96906	MS51957-43	• Screw, Machine (U/O P/N 7-311411003-625)	2
30	PAOZZ	80205	NAS1149CN816R	• Washer, Flat (U/O P/N 7-311411003-625)	1
31	PAOZZ	80205	NAS1149C0432R	• Washer, Flat (U/O P/N 7-311411003-625)	1
END OF FIGURE					



M09-588L

Figure 295. Group 05 Blade, Rotary Wing
7-31 1412000-5

(1) ITEM NO.	(2) SMR CODE	(3) CAGE	(4) PART NUMBER	(5) DESCRIPTION AND USABLE ON CODE (UOC)	(6) QTY
				Group 05 Rotors Fig. 295 Blade, Rotary Wing 7-31 1412000-5 See Fig. 290 for NHA	
1	PAOZZ	02731	HS5689-1	• Discharger, Electros	1
2	PAOZZ	02731	7-21 1412049-3	• Stud, Static Dischar	1
3	PAOZZ	02731	7-21 1412050-3	• Fitting, Static Disc	1
4	PAOZZ	02731	7-21 1412048-3	• Bracket, Static Disc	2
5	PAOZZ	02731	HS4396-3T5	• Screw, Close Toleran	42
6	PAOZZ	02731	HS4396-3T4	• Screw, Close Toleran	5
7	PAFZZ	02731	7-31 1412087	• Plate, Structural, Ai	1
8	PAFZZ	02731	7-31 1412087-3	• Plate, Structural, Ai	1
9	PAOFF	02731	7-31 1412035-3	• Tip Assy, Leading Ed	1
10	PAOZZ	02731	HS5321C3	• • Washer, Dimpled	47
11	PAOZZ	80205	NAS514P1032-8	• • Screw, Machine	2
12	PAOZZ	96906	MS21043-04	• Nut, Self-Locking, Ex	4
13	PAOZZ	80205	NAS1149CN416R	• Washer, Flat	4
14	PAOZZ	80205	NAS1352C04-6	• Screw, Machine	4
15	PAOZZ	81349	M83723/83W1407N	• Connector, Receptacl	1
16	PAOZZ	02731	HS262-624	• Nut, Self-Locking, Do	V
17	PAOZZ	96906	MS20002-6	• Washer, Flat	V
18	PAOZZ	02731	HS306-233H	• Washer, Flat	6
19	PAOZZ	02731	7-21 1412071-3	• Stud, Shouldered	2
20	PAOZZ	02731	7-31 1412053-5	• Bracket, Electrical	1
21	PAOZZ	96906	MS21250-06048	• Bolt, Shear	2
22	PAOZZ	96906	MS21206C6	• Washer, Recessed	4
23	PAOZZ	02731	HS5509-1 1-DE-3	• Lead, Electrical	2
24	XDOZZ	02731	HS4726-1	• Plate, Ident	1
25	XDOZZ	96906	MS27253-2	• Plate, Identificatio	1
26	PAOZZ	80205	NAS1870-3-3	• Nut, Self-Locking, Pl	16
27	PAOZZ	02731	HS4543-02-2	• Nut, Self-Locking, Pl	13
28	PAOZZ	80205	NAS1068RA3	• Nut, Self-Locking, Pl	1
29	XDFFF	02731	7-31 1412033-3	• Fitting Assy-Weight	1
30	PAFZZ	96906	MS21075-3	• • Nut, Self-Locking, Pl	6
31	PAOZZ	96906	MS21042-6	• Nut, Self-Locking, Ex	2
32	PAFZZ	80205	NAS1149C0632R	• Washer, Flat	2
33	XDFZZ	02731	7-31 1412034-3	• Fitting-Wt Support	1
34	PAFZZ	96906	MS21042L5	• Nut, Self-Locking, Ex	3
35	PAOZZ	80205	NAS1149C0532R	• Washer, Flat	2
36	PAFZZ	02731	HS5415-0001	• Washer, Flat	1
37	PAFZZ	80205	MS21044N6	• Nut, Self-Locking, He	4
38	PAFZZ	80205	NAS1149C0663R	• Washer, Flat	4
39	PAFZZ	02731	7-21 1412024-3	• Weight, Counterbalan	V
40	PAFZZ	02731	7-21 1412024-5	• Weight, Counterbalan	V
41	PAFZZ	02731	7-21 1412024-7	• Weight, Counterbalan	V
42	PAFZZ	02731	7-21 1412024-9	• Weight, Counterbalan	V
43	PAFZZ	02731	7-21 1412024-1 1	• Weight, Counterbalan	V
44	PAFZZ	02731	7-21 1412024-13	• Weight, Counterbalan	V
45	PAFZZ	02731	7-21 1412027-3	• Stud, Continuous Thr	4
46	PAFZZ	02731	7-21 1412030-3	• Stud, Plain	3
47	PAFZZ	02731	7-21 1412030-7	• Stud, Plain	2
END OF FIGURE					

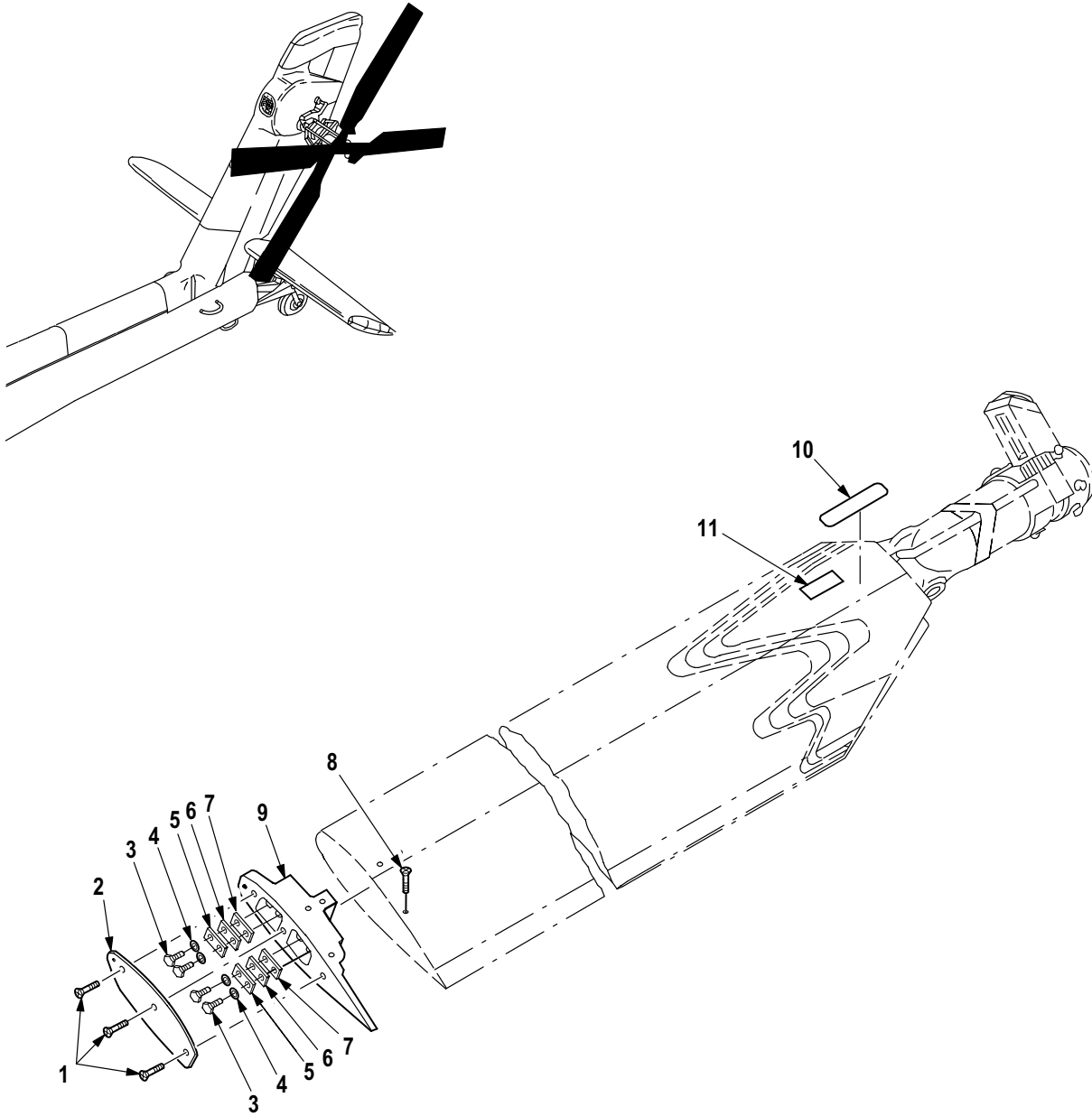


M09-054H

Figure 296. Group 05 Tail Rotor Installation (Head Blades)
7-31 1420002

(1) ITEM NO.	(2) SMR CODE	(3) CAGE	(4) PART NUMBER	(5) DESCRIPTION AND USABLE ON CODE (UOC)	(6) QTY
				Group 05 Rotors Fig. 296 Tail Rotor Installation (Head Blades) 7-31 1420002	
1	PAOZZ	02731	HS4133V9	• Nut, Self-Locking, Sp	4
1A	PAOZZ	02731	MS21206C9	• Washer, Recessed	4
2	PAOZZ	02731	HS4742-9D287	• Washer, Flat	4
3	PAOZZ	02731	HS4243V9-63	• Bolt, Shear	4
4	PAFZZ	02731	7-21 1421034	• Bushing, Sleeve	8
5	PAODD	02731	7-31 1422050-7	• Blade, Rotary Rudder (See Fig. 297 for Breakdown)	4
6	PAOZZ	02731	NAS1726-7	• Nut, Self-Locking, As	3
7	PAOZZ	02731	HS4244-7	• Washer, Flat	6
8	PAOFF	02731	7-31 1421036-15	• Head, Rotary Wing	1
9	PAFZZ	02731	HS4767-1018M	•• Nut, Self-Locking, Do	2
10	PAFZZ	02731	HS4134P10	•• Washer, Flat	2
11	PAFZZ	02731	HS4134C10	•• Washer, Recessed	2
12	PAFZZ	02731	HS4243V10-103	•• Bolt, Close Toleranc	2
13	PAFZZ	02731	7-21 1421006	•• Shim (.0100 Inch Thick)	V
13	PAFZZ	02731	7-21 1421006-11	•• Shim (.0150 Inch Thick)	V
13	PAFZZ	02731	7-21 1421006-13	•• Washer, Flat (.0160 Inch Thick)	V
13	PAFZZ	02731	7-21 1421006-15	•• Washer, Flat (.0170 Inch Thick)	V
13	PAFZZ	02731	7-21 1421006-17	•• Washer, Flat (.0180 Inch Thick)	V
13	PAFZZ	02731	7-21 1421006-19	•• Washer, Flat (.0190 Inch Thick)	V
13	PAFZZ	02731	7-21 1421006-21	•• Washer, Flat (.0200 Inch Thick)	V
13	PAFZZ	02731	7-21 1421006-23	•• Washer, Flat (.0210 Inch Thick)	V
13	PAFZZ	02731	7-21 1421006-25	•• Washer, Flat (.0220 Inch Thick)	V
13	PAFZZ	02731	7-21 1421006-27	•• Washer, Flat (.0230 Inch Thick)	V
13	PAFZZ	02731	7-21 1421006-29	•• Spacer, Plate (.0240 Inch Thick)	V
13	PAFZZ	02731	7-21 1421006-3	•• Shim (.0110 Inch Thick)	V
13	PAFZZ	02731	7-21 1421006-31	•• Washer, Flat (.0250 Inch Thick)	V
13	PAFZZ	02731	7-21 1421006-33	•• Washer, Flat (.0260 Inch Thick)	V
13	PAFZZ	02731	7-21 1421006-35	•• Washer, Flat (.0270 Inch Thick)	V
13	PAFZZ	02731	7-21 1421006-37	•• Washer, Flat (.0280 Inch Thick)	V
13	PAFZZ	02731	7-21 1421006-39	•• Washer, Flat (.0290 Inch Thick)	V
13	PAFZZ	02731	7-21 1421006-41	•• Washer, Flat (.0300 Inch Thick)	V
13	PAFZZ	02731	7-21 1421006-5	•• Shim (.0120 Inch Thick)	V
13	PAFZZ	02731	7-21 1421006-7	•• Shim (.0130 Inch Thick)	V
13	PAFZZ	02731	7-21 1421006-9	•• Shim (.0140 Inch Thick)	V
14	PAOZZ	02731	7-1 14310007	•• Cap, Protective, Dust	4
15	PAFZZ	02731	7-21 1421037-7	•• Hub, Tail Rotor	2
16	PAFZZ	02731	7-21 1421004	•• Bushing, Machine Thr	4
17	PAFZZ	02731	7-21 1421035-7	•• Strap Assembly, Tail	2
18	PAOZZ	02731	7-21 1421021	•• Bumper, Rubber	4
19	PAFFF	02731	7-21 1421008-11	•• Fork Assy, Tail Rtr	1
20	PAFFF	8V613	7-21 1421020-3	••• Stop, Teeter, Tail Ro	1
21	XDOZZ	02731	HS4726-2	••• Plate, Ident	1
22	XDOZZ	96906	MS27253-1	•• Plate, Identificatio	1
23	PAFZZ	80205	NAS603-8P	•• Screw, Machine	4
24	PAFZZ	88044	AN960JD10L	•• Washer, Flat	12
25	PAFFF	02731	7-31 1421040	•• Nut, Self-Locking, Pl	2
26	PAFZZ	96906	MS21072L3	••• Nut, Self-Locking, Pl	2
27	PAFZZ	80205	NAS1203-26	•• Screw, Close Toleran	4
28	PAFZZ	80205	NAS1203-25	•• Screw, Close Toleran	4

(1) ITEM NO.	(2) SMR CODE	(3) CAGE	(4) PART NUMBER	(5) DESCRIPTION AND USABLE ON CODE (UOC)	(6) QTY
29	PAFZZ	80205	MS21042L3	•• Nut, Self-Locking, Ex	8
30	PAFZZ	02731	7-31 1421041-3	•• Plate, Structural, Ai	2
31	XDFZZ	02731	7-31 1421042-3	•• Plate, Clamp	2
32	PAFZZ	02731	7-31 1421043-5	•• Plate, Structural, Ai	2
33	PAFZZ	02731	7-31 1421044-5	•• Plate, Structural, Ai	2
END OF FIGURE					




M09-589K

Figure 297. Group 05 Blade, Rotary Rudder, Tail Rotor
7-31 1422050-7

(1) ITEM NO.	(2) SMR CODE	(3) CAGE	(4) PART NUMBER	(5) DESCRIPTION AND USABLE ON CODE (UOC)	(6) QTY
				Group 05 Rotors Fig. 297 Blade, Rotary Rudder, Tail Rotor 7-31 1422050-7 See Fig. 296 for NHA	
1	PAOZZ	02731	HS4717-1032-8	• Screw, Machine	3
2	PAOZZ	02731	7-31 1422063	• Tip Cap, Blade	1
3	PAOZZ	02731	HS4570-4-14	• Bolt, Self-Locking	4
4	PAOZZ	88044	AN960C416	• Washer, Flat	4
5	PAOZZ	02731	7-31 1422065-3	• Weight, Counterbalan	6
6	PAOZZ	02731	7-31 1422065-5	• Weight, Counterbalan	6
7	PAOZZ	02731	7-31 1422065-7	• Weight, Counterbalan	12
8	PAOZZ	02731	HS4717-1032-6	• Screw, Machine	6
9	XDOZZ	02731	7-31 1422009	• Fitting, Tip	1
10	XDOZZ	02731	HS4726-1	• Plate, Ident	1
11	XDOZZ	96906	MS27253-1	• Plate, Identificatio	1
END OF FIGURE					

**By Order of the Secretary of the
Army:**

Official:



JOEL B. HUDSON
*Administrative Assistant to the
Secretary of the Army*

01890

DENNIS J. REIMER
*General, United States Army
Chief of Staff*

Distribution:

To be distributed in accordance with Initial Distribution Number IDN 311318,
requirements for TM 1-1520-238-23P-1.

These are the instructions for sending an electronic 2028

The following format must be used if submitting an electronic 2028. The subject line must be exactly the same and all fields must be included; however, only the following fields are mandatory: 1, 3, 4, 5, 6, 7, 8, 9, 10, 13, 15, 16, 17, and 27.

From: "Whomever" whomever@avma27.army.mil
To: 2028@redstone.army.mil
Subject DA Form 2028

1. **From:** Joe Smith
2. **Unit:** home
3. **Address:** 4300 Park
4. **City:** Hometown
5. **St:** MO
6. **Zip:** 77777
7. **Date Sent:** 19-OCT-93
8. **Pub no:** 55-2840-229-23
9. **Pub Title:** TM
10. **Publication Date:** 04-JUL-85
11. **Change Number:** 7
12. **Submitter Rank:** MSG
13. **Submitter FName:** Joe
14. **Submitter MName:** T
15. **Submitter LName:** Smith
16. **Submitter Phone:** 123-123-1234
17. **Problem:** 1
18. **Page:** 2
19. **Paragraph:** 3
20. **Line:** 4
21. **NSN:** 5
22. **Reference:** 6
23. **Figure:** 7
24. **Table:** 8
25. **Item:** 9
26. **Total:** 123
27. **Text:**

This is the text for the problem below line 27.

RECOMMENDED CHANGES TO PUBLICATIONS AND BLANK FORMS For use of the for, see AR 25-35; the proponent agency is ODISC4						Use Part II (reverse) for Repair Parts and Special Tool Lists (RPSTL) and Supply Catalogs/Supply Manuals (SC/SM).	DATE 8/30/02
TO: (Forward to proponent of the publication or form) (Include ZIP Code) Commander, U.S. Army Aviation and Missile Command Attn: AMSAM-MMC-MA-NP Redstone Arsenal, AL 35898						FROM: (Activity and location) (Include ZIP Code) MSG, Jane Q. Doe 1234 Any Street Nowhere Town, AL 34565	
PART I - ALL PUBLICATIONS (EXCEPT RPSTL AND SC/SM) AND BLANK FORMS							
PUBLICATION/FORM NUMBER TM 1-1520-238-23-1						DATE 16 May 1994	TITLE Aviation Unit and Intermediate Maintenance Manual, for Helicopter, Attack, AH-64A Apache (Volume 3 of 9)
ITEM	PAGE	PARA-GRAPH	LINE	FIGURE NO.	TABLE	RECOMMENDED CHANGES AND REASON	
1	WP0005 PG 3		2			Test or Corrective Action column should identify a different WP number.	
EXAMPLE							
<i>*Reference to line numbers within the paragraph or subparagraph.</i>							
TYPED NAME, GRADE OR TITLE MSG, Jane Q. Doe, SFC				TELEPHONE EXCHANGE/AUTOVON, PLUS EXTENTION 788-1234		SIGNATURE	

TO: <i>(Forward direct to addressee listed in publication)</i> Commander, U.S. Army Aviation and Missile Command ATTN: AMSAM-MMC-MA-NP RedstoneArsenal, 35898	FROM: <i>(Activity and location) (Include ZIP Code)</i> MSG, Jane Q. Doe 1234 Any Street Nowhere Town, AL 34565	DATE 8/30/02
---	---	------------------------

PART II - REPAIR PARTS AND SPECIAL TOOL LISTS AND SUPPLY CATALOGS/SUPPLY MANUALS

PUBLICATION NUMBER	DATE	TITLE
--------------------	------	-------

PAGE NO.	COLM NO.	LINE NO.	NATIONAL STOCK NUMBER	REFERENCE NO.	FIGURE NO.	ITEM NO.	TOTAL NO. OF MAJOR ITEMS SUPPORTED	RECOMMENDED ACTION

PART III - REMARKS *(Any general remarks or recommendations, or suggestions for improvement of publications and blank forms. Additional blank sheets may be used if more space is needed.)*

EXAMPLE

TYPED NAME, GRADE OR TITLE MSG, Jane Q. Doe, SFC	TELEPHONE EXCHANGE/AUTOVON, PLUS EXTENTION 788-1234	SIGNATURE
---	--	-----------

RECOMMENDED CHANGES TO PUBLICATIONS AND BLANK FORMS For use of the for, see AR 25-35; the proponent agency is ODISC4						Use Part II (<i>reverse</i>) for Repair Parts and Special Tool Lists (RPSTL) and Supply Catalogs/Supply Manuals (SC/SM).	DATE
TO: (<i>Forward to proponent of the publication or form</i>) (<i>Include ZIP Code</i>) Commander, U.S. Army Aviation and Missile Command ATTN: AMSAM-MMC-MA-NP Redstone Arsenal, AL 35898						FROM: (<i>Activity and location</i>) (<i>Include ZIP Code</i>)	
PART I - ALL PUBLICATIONS (EXCEPT RPSTL AND SC/SM) AND BLANK FORMS							
PUBLICATION/FORM NUMBER TM 1-1520-238-23P-1						DATE 28 May 1996	TITLE Aviation Unit and Intermediate Maintenance Repair Parts and Special Tools List for Helicopter, Attack, AH-64A Apache; Volume 1 of 5
ITEM	PAGE	PARA-GRAPH	LINE	FIGURE NO.	TABLE	RECOMMENDED CHANGES AND REASON	
<i>*Reference to line numbers within the paragraph or subparagraph.</i>							
TYPED NAME, GRADE OR TITLE				TELEPHONE EXCHANGE/AUTOVON, PLUS EXTENTION		SIGNATURE	

TO: <i>(Forward direct to addressee listed in publication)</i> Commander, U.S. Army Aviation and Missile Command ATTN: AMSAM-MMC-MA-NP Redstone Arsenal, AL 35898	FROM: <i>(Activity and location) (Include ZIP Code)</i>	DATE
---	--	-------------

PART II - REPAIR PARTS AND SPECIAL TOOL LISTS AND SUPPLY CATALOGS/SUPPLY MANUALS

PUBLICATION NUMBER TM 1-1520-238-23P-1	DATE 28 May 1996	TITLE Aviation Unit and Intermediate Maintenance Repair Parts and Special Tools List for Helicopter, Attack, AH-64A Apache; Volume 1 of 5
--	----------------------------	--

PAGE NO.	COLM NO.	LINE NO.	NATIONAL STOCK NUMBER	REFERENCE NO.	FIGURE NO.	ITEM NO.	TOTAL NO. OF MAJOR ITEMS SUPPORTED	RECOMMENDED ACTION

PART III - REMARKS *(Any general remarks or recommendations, or suggestions for improvement of publications and blank forms. Additional blank sheets may be used if more space is needed.)*

--

TYPED NAME, GRADE OR TITLE	TELEPHONE EXCHANGE/AUTOVON, PLUS EXTENTION	SIGNATURE
----------------------------	--	-----------

The Metric System and Equivalents

Linear Measure

1 centimeter = 10 millimeters = .39 inch
 1 decimeter = 10 centimeters = 3.94 inches
 1 meter = 10 decimeters = 39.37 inches
 1 dekameter = 10 meters = 32.8 feet
 1 hectometer = 10 dekameters = 328.08 feet
 1 kilometer = 10 hectometers = 3,280.8 feet

Weights

1 centigram = 10 milligrams = .15 grain
 1 decigram = 10 centigrams = 1.54 grains
 1 gram = 10 decigrams = .035 ounce
 1 dekagram = 10 grams = .35 ounce
 1 hectogram = 10 dekagrams = 3.52 ounces
 1 kilogram = 10 hectograms = 2.2 pounds
 1 quintal = 100 kilograms = 220.46 pounds
 1 metric ton = 10 quintals = 1.1 short tons

Liquid Measure

1 centiliter = 10 milliliters = .34 fl. ounces
 1 deciliter = 10 centiliters = 3.38 fl. ounces
 1 liter = 10 deciliters = 33.81 fl. ounces
 1 dekaliter = 10 liters = 2.64 gallons
 1 hectoliter = 10 dekaliters = 26.42 gallons
 1 kiloliter = 10 hectoliters = 264.18 gallons

Square Measure

1 sq. centimeter = 100 sq. millimeters = .155 sq. inch
 1 sq. decimeter = 100 sq. centimeters = 15.5 sq. inches
 1 sq. meter (centare) = 100 sq. decimeters = 10.76 sq. feet
 1 sq. dekameter (are) = 100 sq. meters = 1,076.4 sq. feet
 1 sq. hectometer (hectare) = 100 sq. dekameters = 2.47 acres
 1 sq. kilometer = 100 sq. hectometers = .386 sq. mile

Cubic Measure

1 cu. centimeter = 1000 cu. millimeters = .06 cu. inch
 1 cu. decimeter = 1000 cu. centimeters = 61.02 cu. inches
 1 cu. meter = 1000 cu. decimeters = 35.31 cu. feet

Approximate Conversion Factors

<i>To change</i>	<i>To</i>	<i>Multiply by</i>	<i>To change</i>	<i>To</i>	<i>Multiply by</i>
inches	centimeters	2.540	ounce-inches	newton-meters	.007062
feet	meters	.305	centimeters	inches	.394
yards	meters	.914	meters	feet	3.280
miles	kilometers	1.609	meters	yards	1.094
square inches	square centimeters	6.452	kilometers	miles	.621
square feet	square meters	.093	square centimeters	square inches	.155
square yards	square meters	.836	square meters	square feet	10.764
square miles	square kilometers	2.590	square meters	square yards	1.196
acres	square hectometers	.405	square kilometers	square miles	.386
cubic feet	cubic meters	.028	square hectometers	acres	2.471
cubic yards	cubic meters	.765	cubic meters	cubic feet	35.315
fluid ounces	milliliters	29.573	cubic meters	cubic yards	1.308
pints	liters	.473	milliliters	fluid ounces	.034
quarts	liters	.946	liters	pints	2.113
gallons	liters	3.785	liters	quarts	1.057
ounces	grams	28.349	liters	gallons	.264
pounds	kilograms	.454	grams	ounces	.035
short tons	metric tons	.907	kilograms	pounds	2.205
pound-feet	newton-meters	1.356	metric tons	short tons	1.102
pound-inches	newton-meters	.11296			

Temperature (Exact)

° F Fahrenheit temperature 5/9 (after subtracting 32) Celsius temperature ° C

